



# Foundry Consortium

**FAC Annual Report**  
**January - December 2023**



# Table of Contents

- 02 Welcome
- 03 Foundry at a Glance
- 05 Use Data
- 14 Connect
- 16 Access
- 18 Discover
- 20 Thank You



# Welcome



I trust this letter finds you well and ready to embark on an exploration of the 2023 Impact Report from the Foundry Consortium. As the Executive Director, I am thrilled to guide you through a journey that encapsulates our dedication to the values that define us: Connect, Access, and Discovery.

In every facet of our work, we've endeavored to strengthen connections — be it within our team, with our partners, or in the communities we work alongside. The 2023 Impact Report unveils stories of collaborative endeavors that have fostered meaningful connections, creating a network of shared purpose and mutual support.

Access has been a cornerstone of our initiatives, ensuring that the fruits of our labor are not confined but widely available and welcoming to all. From groundbreaking performances to community programming, the report showcases our commitment to breaking down barriers and ensuring equitable access to opportunities and resources.

Discovery is at the heart of our mission, driving us to explore new frontiers and push the boundaries of what's possible together. Throughout the report, you'll encounter instances where curiosity and innovation converged, leading to exciting discoveries that contribute to the collective knowledge and progress.

I extend my deepest appreciation to our team, partners, and stakeholders, who have embraced these values and translated them into impactful actions. Together, we've not only connected, provided access, and made discoveries but have also laid the foundation for a future where these values continue to guide our endeavors.

As you peruse the pages of the 2023 Impact Report, I invite you to reflect on the significance of Connect, Access, and Discovery. May this report not only inform but also inspire continued dedication to these values, propelling us towards a future characterized by collaborative connections, broadened access, and self discoveries.

A handwritten signature in black ink, appearing to read 'Diana Navarrete-Rackauckas'.

Diana Navarrete-Rackauckas  
Executive Director



# Foundry at a Glance

**6502** hours

of programming in 2023



## Sliding Scale

Over \$200k in discounts on space rentals awarded to 80% of organizations and individuals using The Foundry




300+

Organizations making use of  
The Foundry

48%

of all programming is created  
by Cambridge community  
members and organizations



# Data Visualization

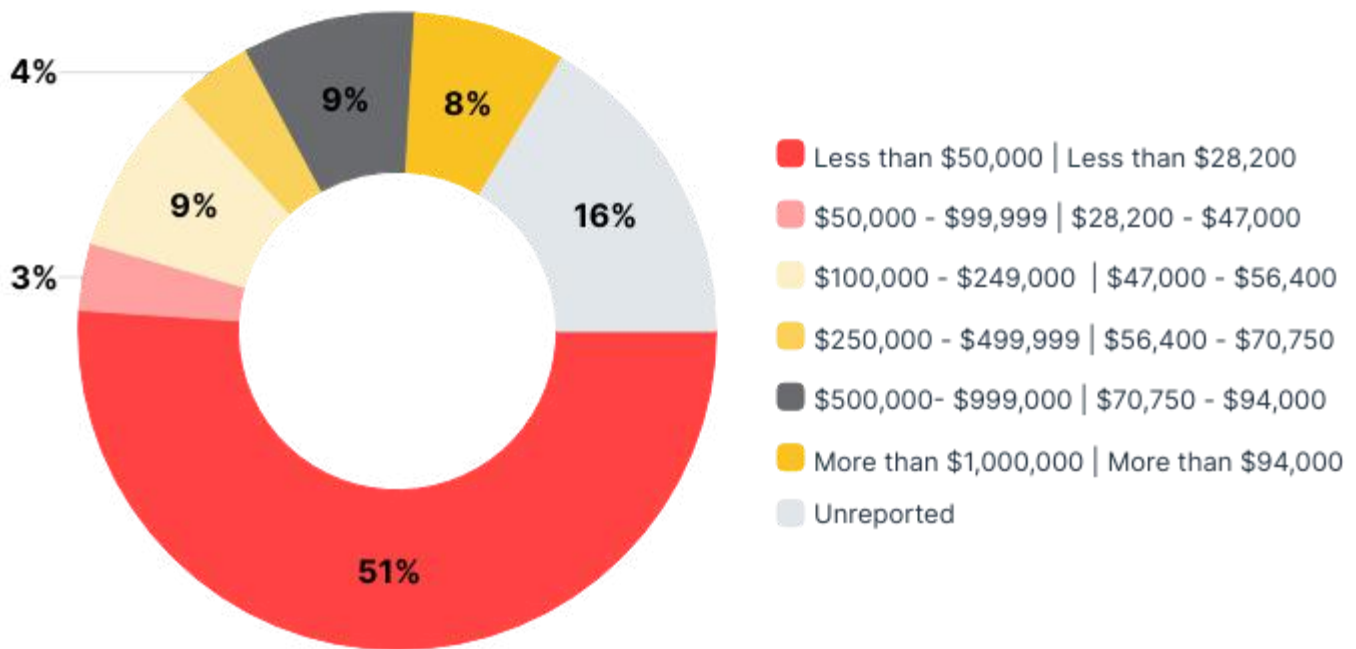
As we embark on this visual journey through the use data at The Foundry, we invite you to explore the rich tapestry of engagement and activity that defines our shared space. Over the past year, our approach to data collection has evolved, reflecting our commitment to continuous improvement and refinement. As a result, you may notice "unreported" categories in each dataset, marking our ongoing efforts to enhance the accuracy and comprehensiveness of our data. We hope that these visualizations not only provide valuable insights but also serve as a testament to our dedication to transparency, accountability, and the meaningful impact of our collective efforts.

- All data presented is from the 2023 calendar year.
- With the exception of the sliding scale section which features percentages of total, figures represent the cumulative totals observed throughout the year.
- "Reservations" denote the collective sum of individual program instances scheduled over the course of the year.
- "Use hours" refers to the total number of hours dedicated to programming activities throughout the year, providing insight into the overall utilization of our space and resources.

# Sliding Scale

It's noteworthy that over 50% of organizations utilizing our space fall within the lowest sliding scale bracket, underscoring our commitment to accessibility and affordability.

## Reservations

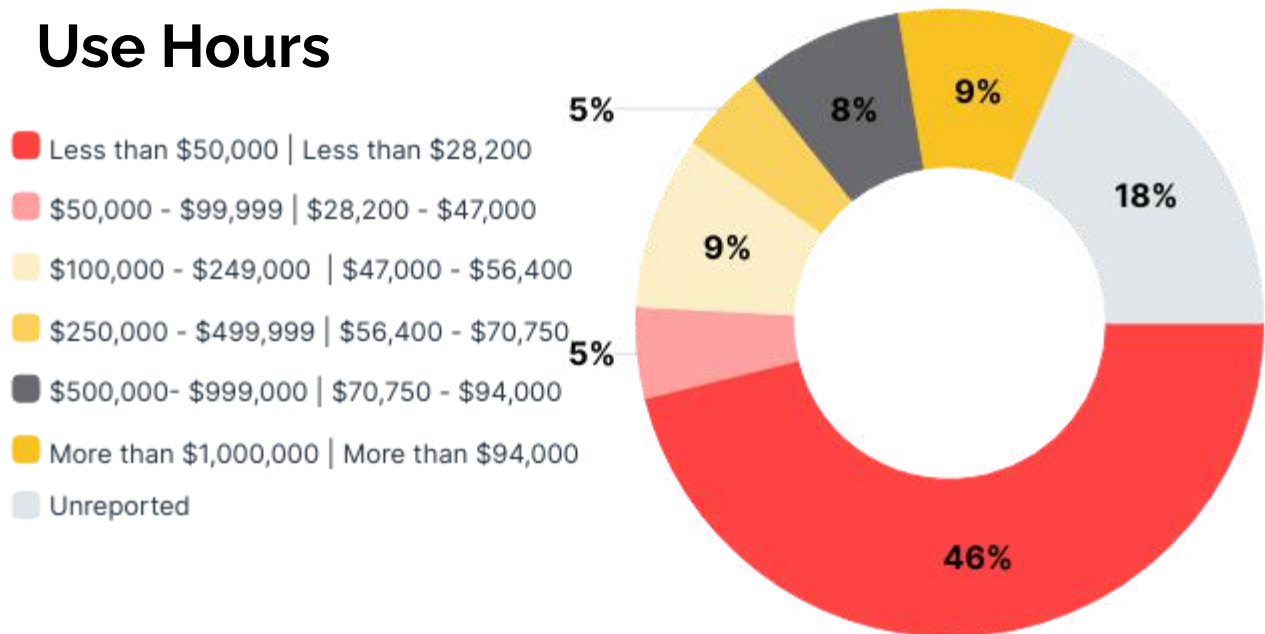


Sliding Scale Bracket	Number of Reservations
Less than \$50,000   Less than \$28,200	1139
\$50,000 - \$99,999   \$28,200 - \$47,000	76
\$100,000 - \$249,000   \$47,000 - \$56,400	195
\$250,000 - \$499,999   \$56,400 - \$70,750	88
\$500,000- \$999,000   \$70,750 - \$94,000	195
More than \$1,000,000   More than \$94,000	173
Unreported	365

# Sliding Scale

Importantly, this data exclusively represents organizations utilizing our sliding scale, highlighting our prioritization of supporting non-profits, as evidenced by the fact that all groups in the highest usage bracket are non-profit entities receiving discounted rates compared to commercial counterparts.

## Use Hours



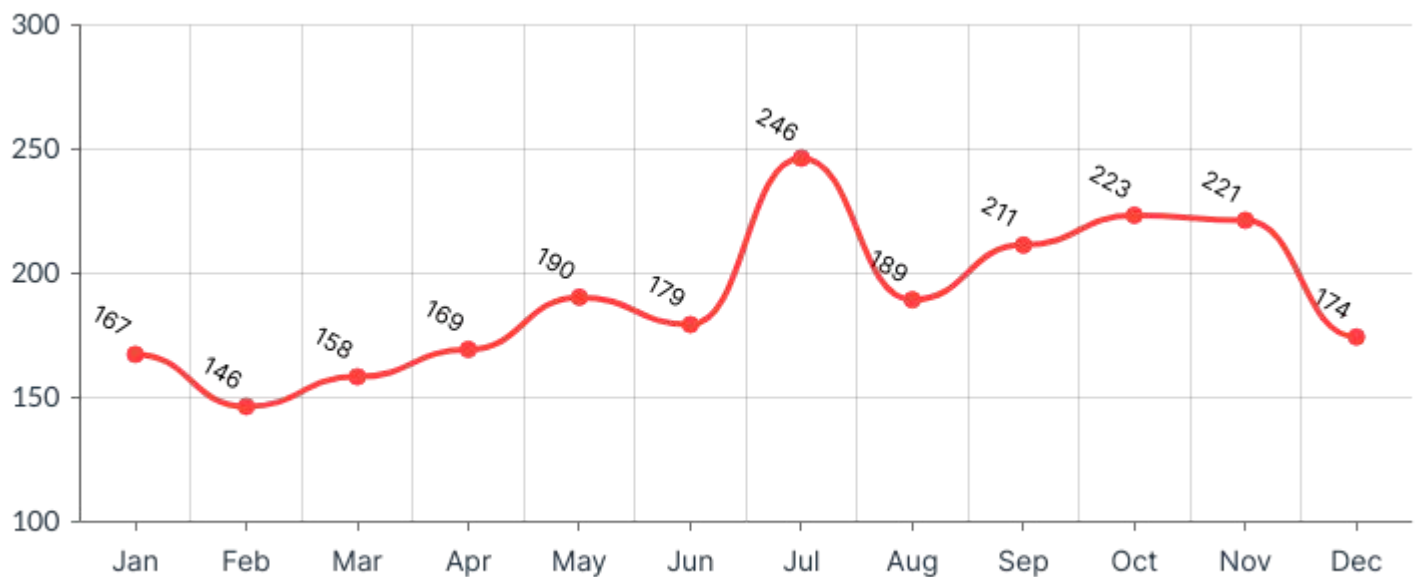
Sliding Scale Bracket	Number of Hours
Less than \$50,000   Less than \$28,200	2911.75
\$50,000 - \$99,999   \$28,200 - \$47,000	297
\$100,000 - \$249,000   \$47,000 - \$56,400	564
\$250,000 - \$499,999   \$56,400 - \$70,750	286
\$500,000 - \$999,000   \$70,750 - \$94,000	511
More than \$1,000,000   More than \$94,000	574.5
Unreported	1166.5



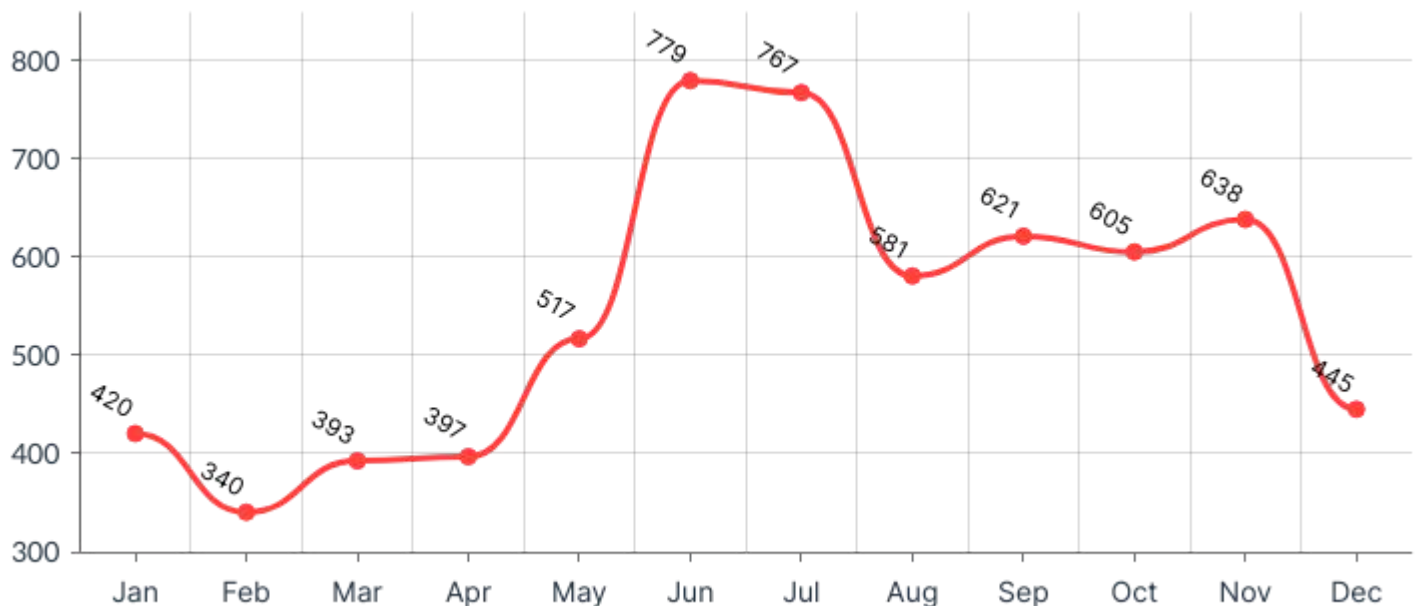
# Monthly

Summer stands out as our busiest period, marked by heightened activity and engagement, while the rest of the year demonstrates consistent growth in programming and participation. This upward trajectory underscores the enduring appeal of our offerings and reflects our commitment to providing enriching experiences throughout the year.

## Reservations



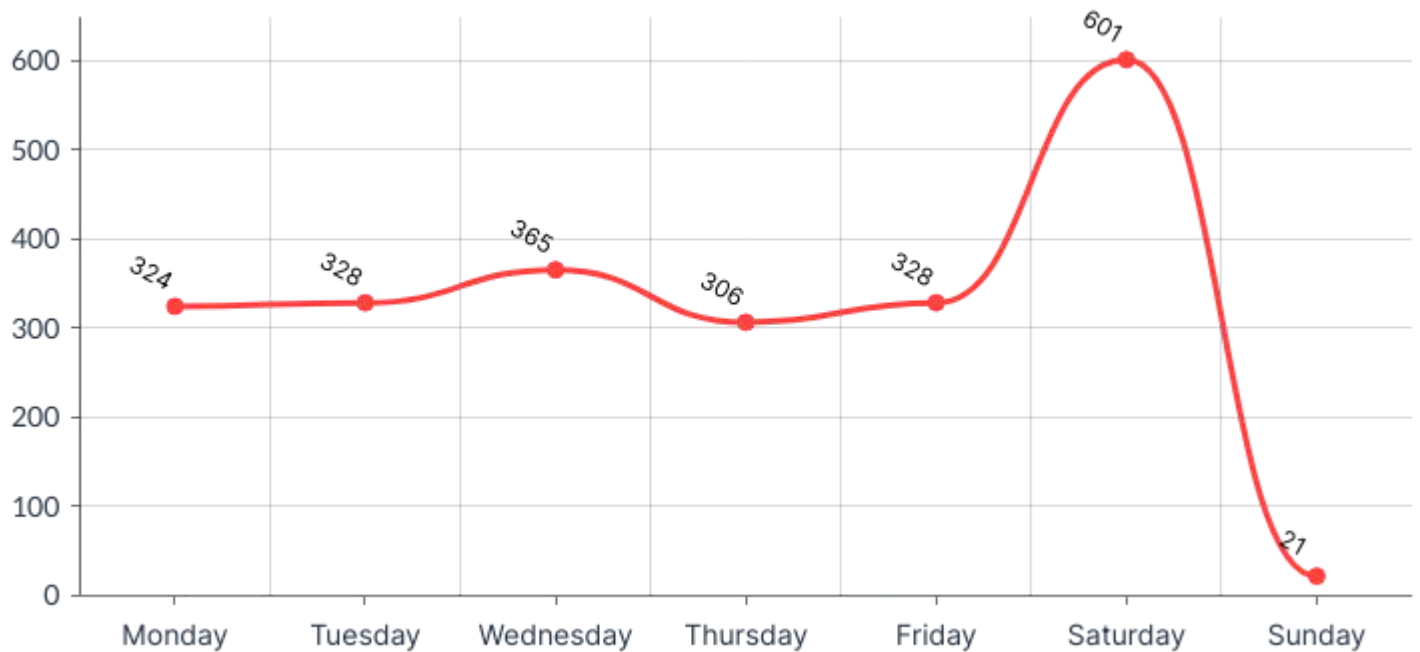
## Use Hours



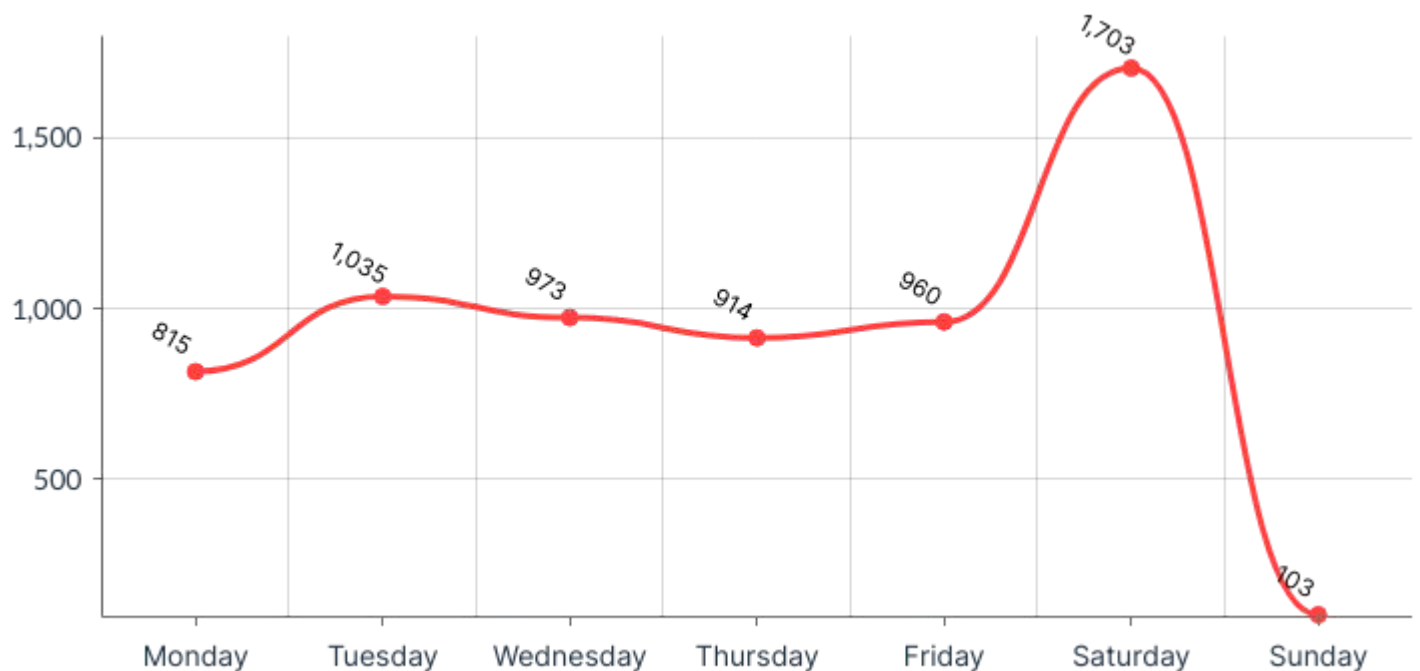
# Day of the Week

Saturdays emerge as the clear frontrunner for programming at The Foundry, boasting the highest levels of participation and engagement throughout the week.

## Reservations



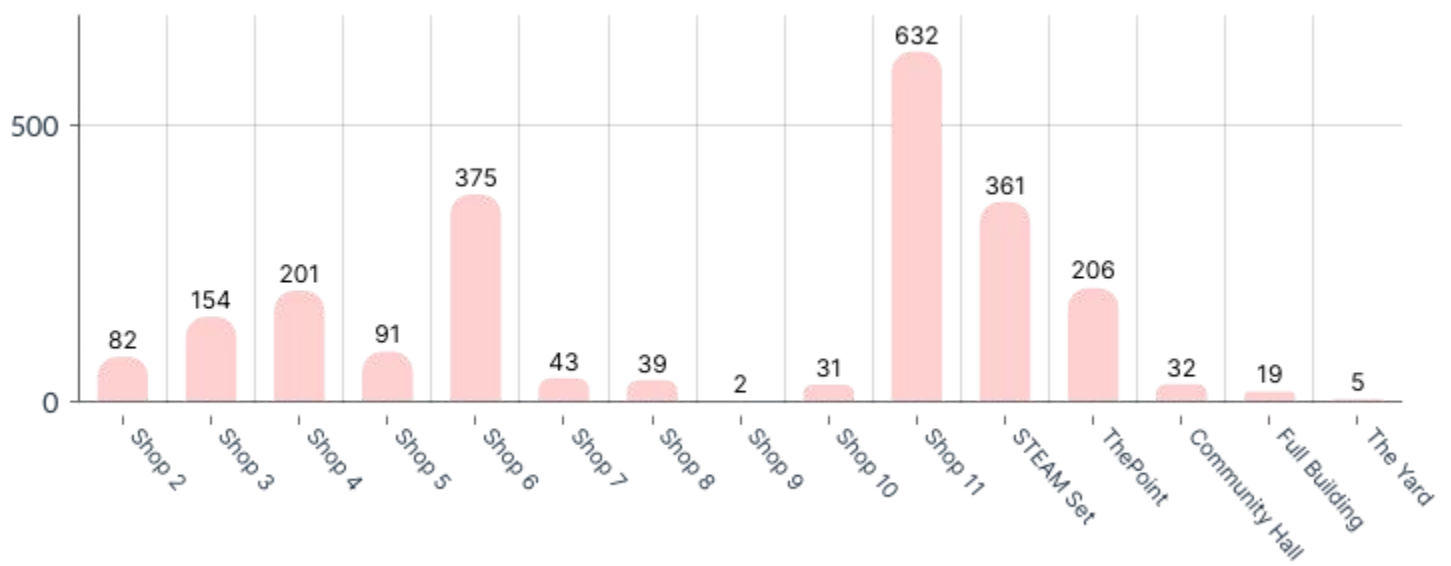
## Use Hours



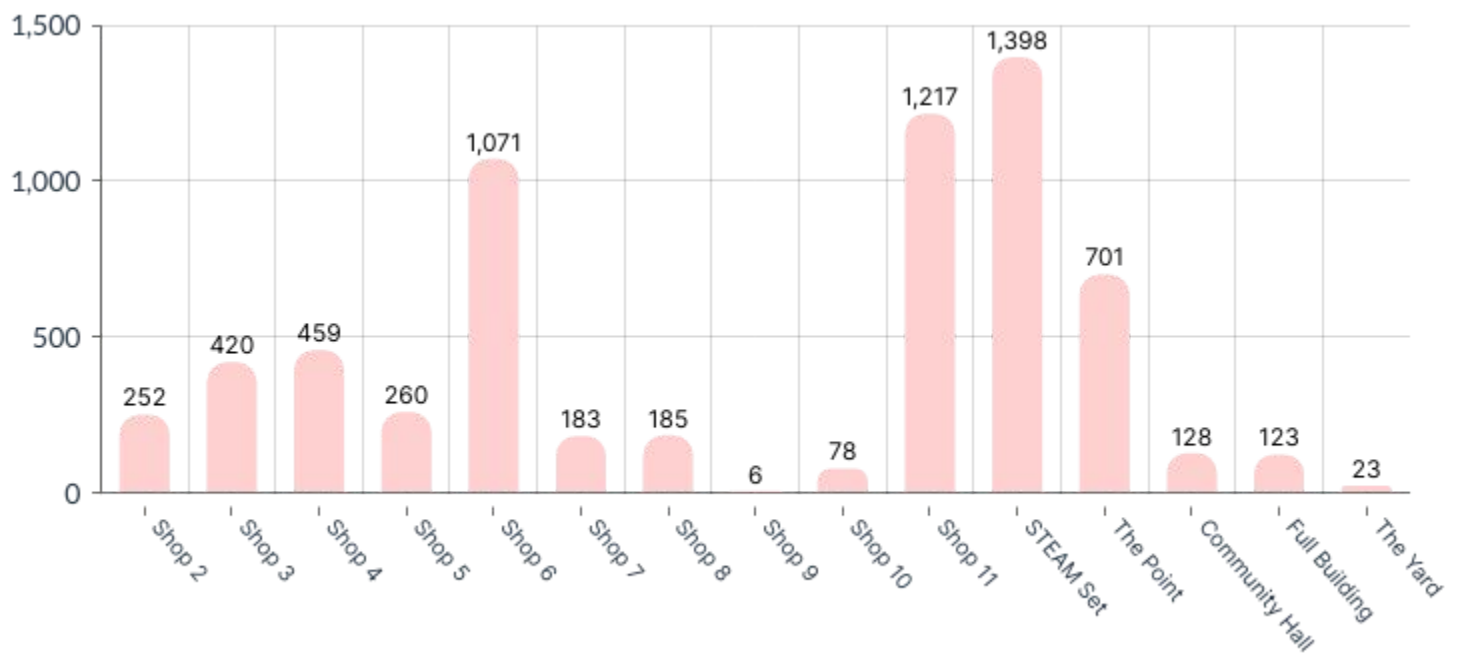
# Shop Use

While Shop 11 led with the highest number of reservations, a closer examination of the data reveals that these primarily consisted of shorter 1-2 hour engagements. In contrast, the STEAM set and Shop 6 demonstrates a preference for longer, more immersive programming sessions, suggesting a distinct focus on sustained participation and deeper engagement within these Shops.

## Reservations



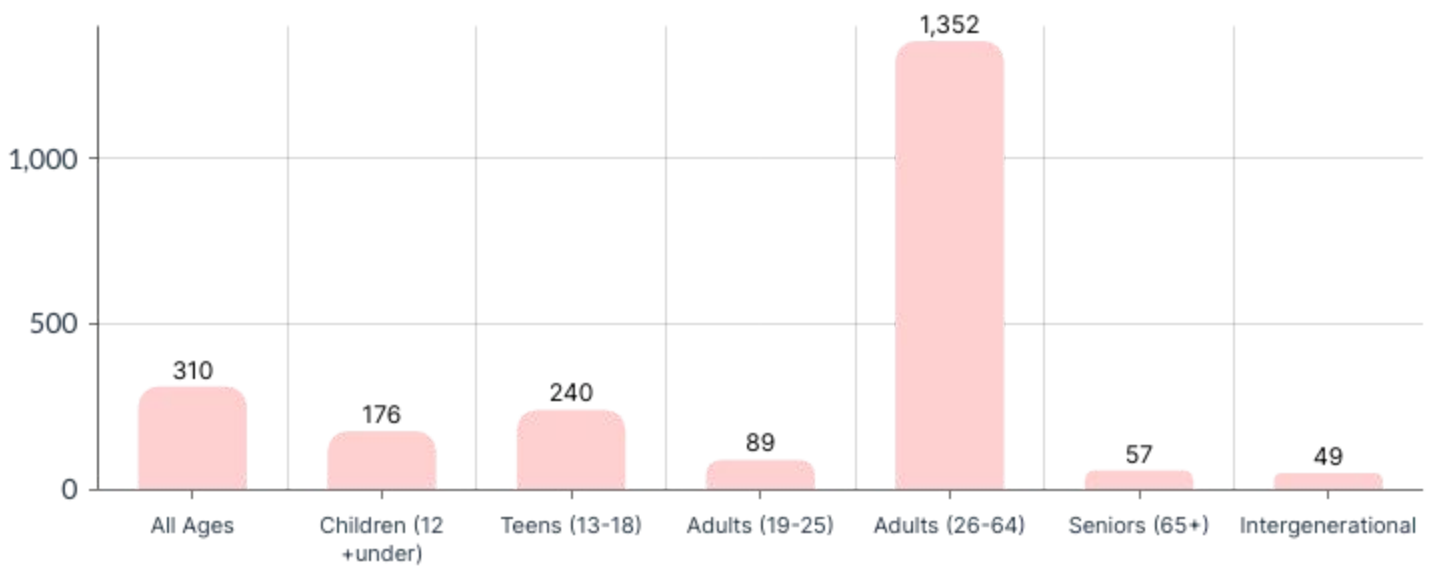
## Use Hours



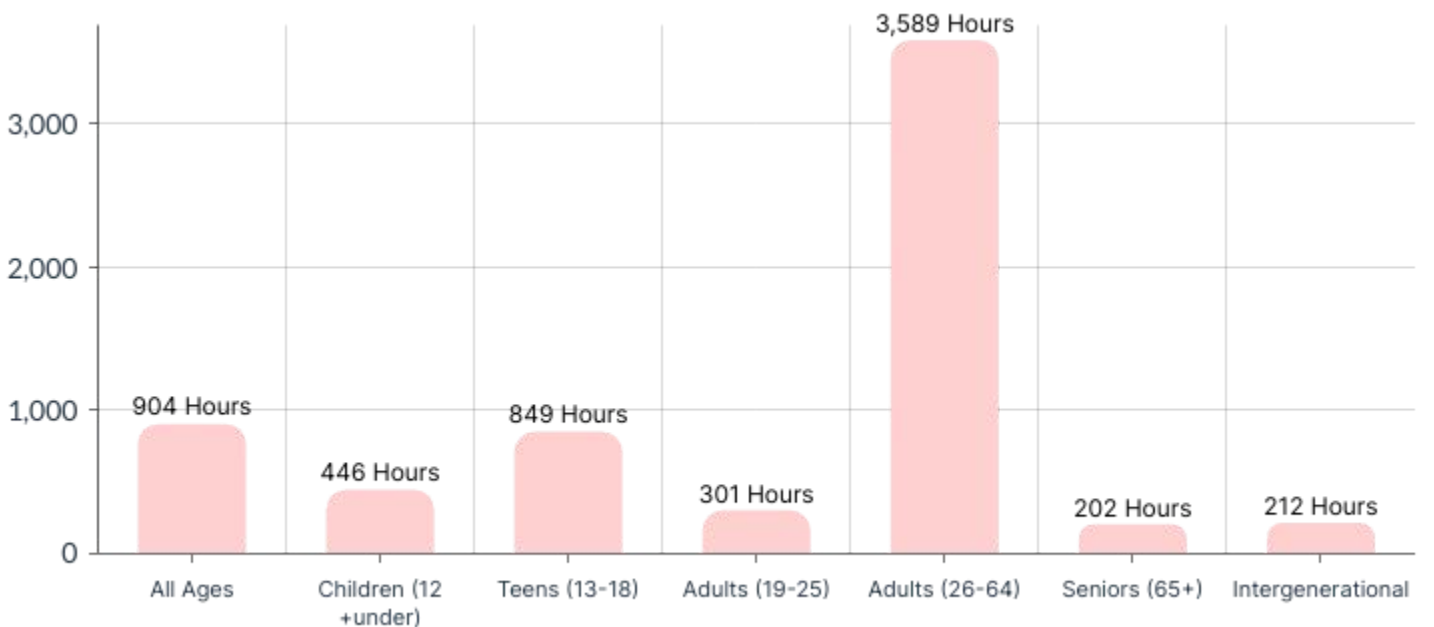
# Target Ages

The data indicates a predominant focus on programming geared towards adults, highlighting an opportunity for diversification in target age demographics moving forward. In 2024, our strategic focus will center on broadening the scope of programming to encompass a more diverse range of age groups, ensuring inclusivity and catering to the varied interests and needs of our community members across different life stages.

## Reservations



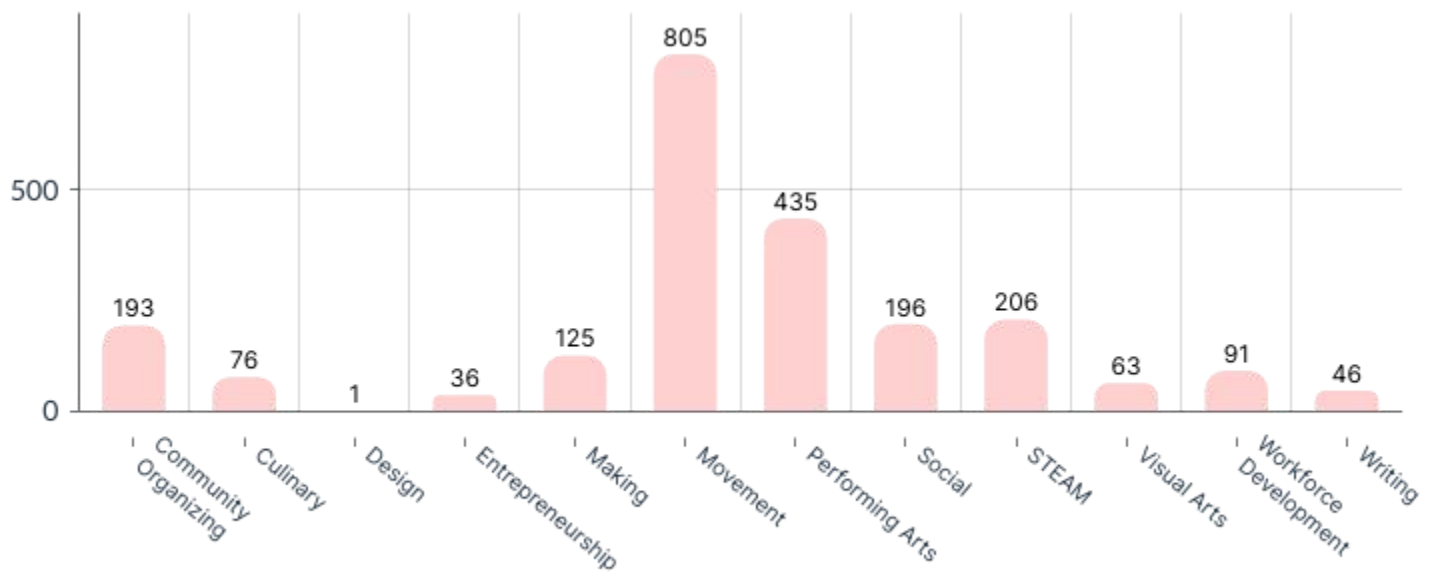
## Use Hours



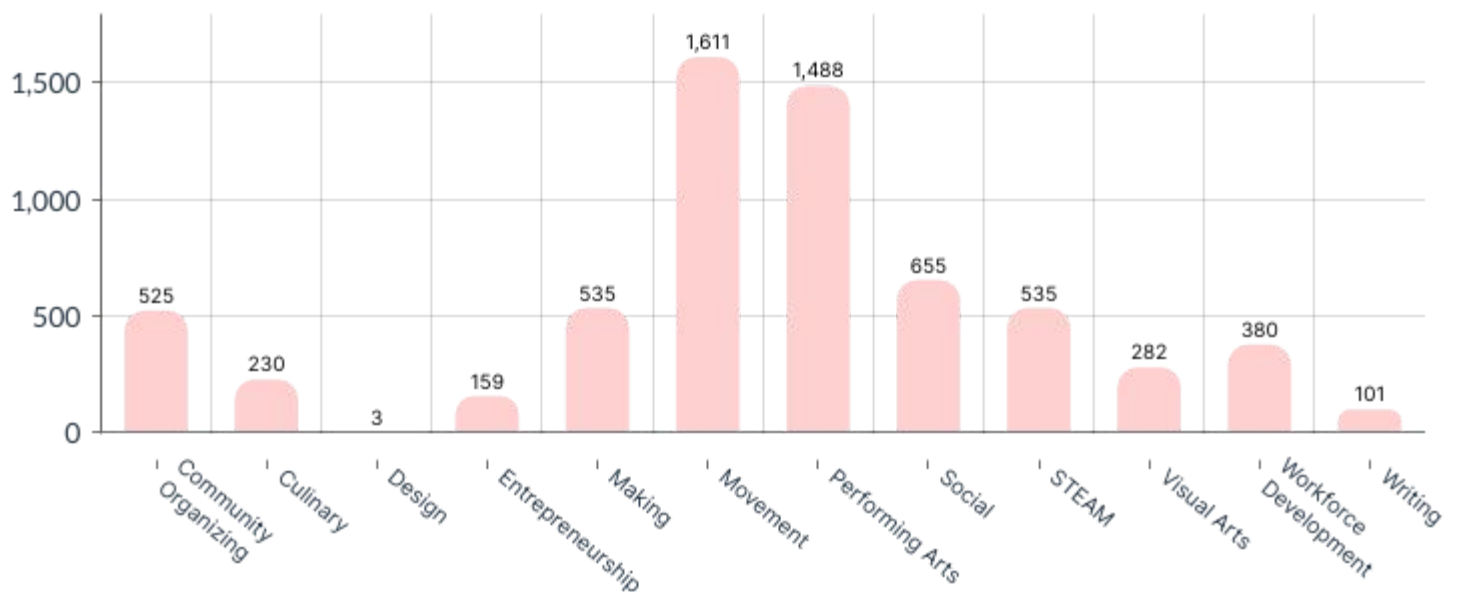
# Program Types

While movement and performance arts recorded a high number of reservations and use hours, a deeper analysis of the data reveals that other categories feature more in-depth programs with longer duration of engagement. This suggests a preference for immersive and extensive programming in these categories, underscoring the potential for further development and enrichment to meet the diverse interests and needs of our community.

## Reservations



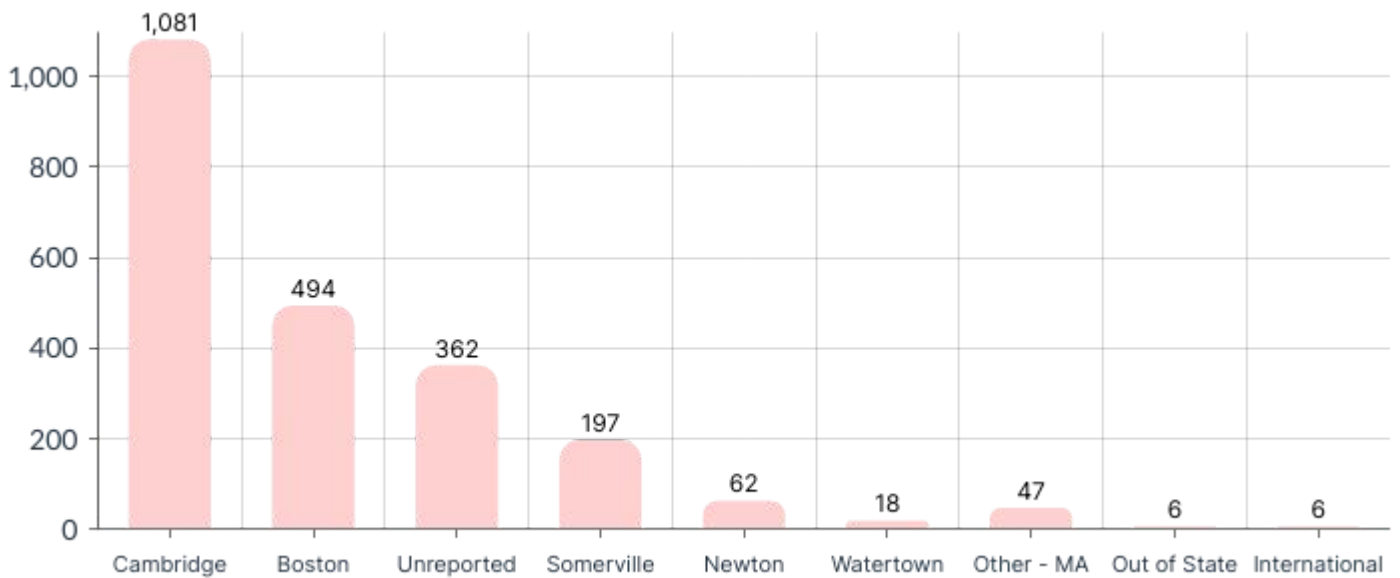
## Use Hours



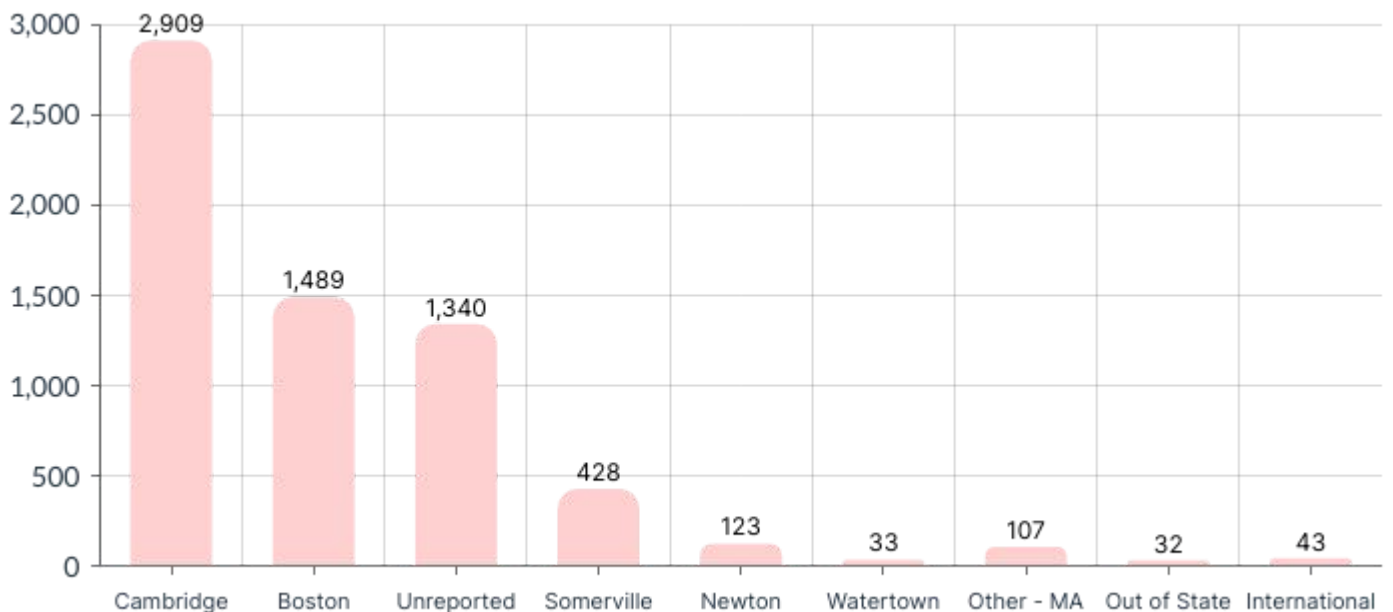
# Cities

Individuals and organizations in Cambridge continue to comprise the largest percentage of program reservations and use hours, reflecting sustained local engagement and support. It's notable that the significant portion of unreported locations, primarily from the first half of the year, underscores our ongoing efforts to refine data collection processes for enhanced accuracy and transparency.

## Reservations



## Use Hours



# Connect

At The Foundry, connections transcend boundaries, weaving together creatives, organizations, and the broader community. These dynamic interactions spark innovation, foster collaboration, and inspire collective action, driving positive change and enriching the cultural fabric of our society. Through these connections, diverse perspectives converge, creating a vibrant ecosystem where ideas flourish, relationships thrive, and impactful initiatives take root.




Our Maker Spaces are a natural space for connection and creativity. Our Fiber Arts Studio sees the most intergenerational connections, with many seniors excited to share their knowledge with newcomers to the fiber arts.

Co-produced programs, like The Mirror's annual STEM Slam, bring together people in the STEM fields from marginalized communities to share in their experiences and offer mentorship. Participants range from school students to established professionals.



The Art Studios are another space where life-changing connections are being made. Two of our Art Studio members have started a business together since starting to work in The Foundry.



# February Festival

Our first annual Foundry Festival was a success! Thank you to the thousands in attendance who came to The Foundry to take part in the multitude of Arts and STEM programs during the weeklong run. To honor the undeniable power of community voice that made The Foundry what it is today, the festival's 2023 theme was storytelling. We invited folks to embrace the power of dialogue and share their stories to build bridges and community.

## Attendance

Over 4,000 community members celebrated with us in 2023.




## Program Partners

We worked with over 40 program partners to provide 8 straight days of free programming.

## Vendor Fairs

30 vendors, including some of our own Maker Space and Art Studio members, participated across two vendor fairs.



## A Story Beyond

Liars and Believers presented their modern fable to sold out audiences all week.



# Access

Access lies at the heart of The Foundry's mission, ensuring inclusivity for all, regardless of financial means, physical abilities, or background. By removing barriers and providing opportunities, we empower individuals to explore their passions, develop new skills, and participate in meaningful experiences they may not otherwise have access to. Through our commitment to accessibility, we strive to create a welcoming and equitable environment where everyone has the opportunity to thrive and contribute to our vibrant community.

"I was able to pull off a production that I don't think I would have been able to do in a different space. Because the theater was so financially accessible, I was able to hire professionals who helped me through all of the production aspects."

- Eventual Dance Company



"I am particularly interested in hosting an event at The Foundry because I had a transformative experience there last Lunar New Year, attending dumpling-making and calligraphy workshops. It was a novel way for me to celebrate our New Year, especially as a solo traveler in a foreign country. It was heartwarming to see people from diverse backgrounds embracing our culture. This year, I'd love to contribute more significantly to these celebrations."

- Cambridge Resident

*"Thank you for working so hard to build new bridges of opportunity to walk across so we can define our narratives for ourselves. The Kingdom community means our family can not only survive but expand beyond the borders an unjust society has always wanted to confine us to."*

- Kingdom Showcase





## WORKFORCE DEVELOPMENT

“The thing I have learned from these projects is how much detail goes into everything, regardless of how simple a project might seem. Something as simple as making a pillow, painting a wall, or building a shelf requires paying attention to detail to ensure what you are creating works, which can apply to anyone who has come into The Foundry. **Chances are, if you’ve been inside, you have created something** and experienced firsthand how much detail is required for any project.”

- Anthony, MSYEP participant



“It gives me great meaning to be here, to see others my age interested in seriously getting their life back on track. It gives me patience, life, energy, and power. **This is a new chance for them.**”

- Innocent Convicts Instructor

“This was a very successful training event for the young people in Brighter Boston's programs. We appreciate the affordable community resources The Foundry provides. **Flexible theater space is critical** to our ability to deliver on our mission.”

- Brighter Boston Team



# Discover

Through continuous feedback mechanisms and engagement with our community stakeholders, we actively seek to understand their needs, challenges, and aspirations. The next pages of this report will delve into the high-level insights we have gleaned from this process, outlining key learnings and observations. Additionally, we will provide an overview of the strategic approaches and initiatives we plan to implement in response to these identified needs, ensuring our efforts are aligned with addressing the most pressing issues within our communities.

## FEEDBACK

## NEXT STEPS

Open The Foundry on Sundays

To open The Foundry on Sundays, we will need to adjust staffing and resources accordingly and develop tailored programming. Regular monitoring and community engagement will ensure the success and sustainability of this initiative.

Increase resources to revamp data gathering and analysis efforts.

To enhance our data gathering and reporting capabilities, we will initiate fundraising efforts to secure resources for advanced data collection tools and analytics software. By mobilizing support from donors, sponsors, and grants, we aim to invest in technology and training that will enable us to gather comprehensive data and produce insightful reports, empowering evidence-based decision-making and maximizing our impact.

Make it easier to for Seniors to travel to The Foundry

We will establish partnerships with local companies that offer shuttle services, coordinating transportation options specifically tailored to seniors, ensuring they have convenient access to The Foundry. By collaborating with these companies, we aim to remove transportation barriers and empower seniors to participate in our programs, fostering inclusivity and community engagement.

# Discover

## FEEDBACK

Increase STEM programming

Improve the safety and ease of set-up within the STEAM Set

Update facilities to match the needs of STEM and Culinary programming

## NEXT STEPS

We are committed to upgrading our facilities to facilitate expanded STEM programming, including renovating existing spaces to accommodate the needs of STEM classes. In addition to upgrading facilities, we will actively engage in outreach efforts to collaborate with STEM providers, forging partnerships to enhance programming diversity and accessibility, thereby ensuring that our community receives a comprehensive STEM education experience.

We're thrilled to announce that we've been selected for a FY24 Community One Stop for Growth grant. The funds will help us continue to improve the space based on community feedback, propelling us further as an inclusive and accessible hub of creativity and collaboration.

We'll be able to purchase new equipment, implement soundproofing, refine the space, enable users to monetize their work, improve on-site technology

# Thank You

## Supporters



CAMBRIDGE  
Community Foundation



## Individual Donors

David Altshuler • Stephen Gardiner

Mary Carpenter  
Caitlin Roos  
Rosa Garcia

Sam Aquillano  
Zaid Islam  
Deborah S.

## Teaching Artists

Zangar Freeman  
Lauren James  
Stephanie Irigoyen

## Program Partners

Ahmadiyya Muslim Community Boston • Anasa Body Movement • Ariaki Dandawate • Artistic Athlete Health Collective • Betsy Bard • Boston Forge • Boston Rueda • Broken Cup Teahouse • Cambridge Community Television • Chef MeMe • Chinese American Association of Cambridge • CJ Donohoe • Dance LAB • Darren Hairston • David Onyemelukwe • Deanna Nagle • Eliot Fisk Guitar Academy • Elisa Hamilton • Eliza Malecki • Eva Liu • Excellence for All STEAM School Network • Fiona Scarborough • Girl Scouts • Green Cambridge • Hannah Shihdanian • Harvard Square Scriptwriters • Heather Easley • Huan's Tai Chi • Innocent Convicts • Isabel Diaz-Brady • Jack Grey • Jae Storozum • Japan Society of Boston • Jean Appolon Expressions • Jordan Polan-Clarke • JOYWeavers • Kingdom Drag • Laila Franklin • Lemelson-MIT • Liars & Believers • Liliana Jiminez • Lily Donohoe • Maria Perez • Massachusetts Ethiopian Support Association • Max Johnson • MIDDAY Movement • Minghui Academy • More to Love Yoga • Mosstower Studios • Motlee Party • Nora Stephens • NuVu • Off- Kendrick • OnStage Dance Company • Original Markets • Polyglart • Queer Theatre Project • REBOOT • Safe n' Stylin' • Spira Yoga Shala • STEP Nation • StephanieTroy • Sustainable Swaps • Tess Liddy • The Click • The Flavor Continues • The Spot Cambridge • Theater Between Addresses • Toussaint Liberatoire • Trinetta McDowell • Urbano Project • VLA Dance • Whistlepig Morris • ZachorZhonghe Li • ZMakesBeads LLC

## Staff



**Diana Navarrete-Rackauckas**  
Executive Director



**Nikoi Coley-Ribeiro**  
Deputy Director



**Olivia Fone**  
Communications  
Coordinator



**Logan Lopez**  
Program  
Coordinator



**David Siegel**  
Maker Space  
Manager

## Interns



**Caro Karakey**  
Forest Foundation



**Jahime Son**  
Next Steps



**Brittany Hendricks**  
Bunker Hill CC



**Ceres Orchards**  
Bunker Hill CC

## Board



**Stephanie Couch**



**Jean Apolon**



**Betsy Bard**



**Polly Carpenter**



**Selvin Chambers**



**Joyce Chen**



**Peter Crawley**



**Amy Deines**



**Jinyi Duan**



**Emannuella Féde**



**Carlos Lopez**



**Kellyanne  
Mahoney**



**Michael Shia**



**Janos Stone**



**Kim Walker-  
Chin**

