

Kendall Square Urban Renewal Area

2011 Annual Traffic Count Program & Trip Generation Analysis



Prepared for:

Cambridge Redevelopment Authority

Prepared by:
Fay, Spofford & Thorndike
12/21/11



December 21, 2011

Mr. Joseph F. Tulimieri
Executive Director
Cambridge Redevelopment Authority
One Cambridge Center
Cambridge, MA 02142

Subject: Kendall Square Urban Renewal Area
2011 Traffic Count Program and Trip Generation Analyses

Dear Joe:

Fay, Spofford & Thorndike (FST) is pleased to submit this summary annual update of the Kendall Square Urban Renewal Area (the "Area") traffic count program to reflect May 2011 traffic conditions in the Area in compliance with its Section 61 Finding requirements. Also included in this letter is an updated evaluation of the Area's existing trip generation characteristics compared to earlier projections FST made in connection with Plan Amendment # 8 in our letter dated June 15, 2010. Year 2011 parking garage data compiled during the month of May by Boston Properties, LLP have also been analyzed and summarized, along with tenant/employee travel mode surveys. The 2011 count program represents the seventeenth year of the annual count update program.

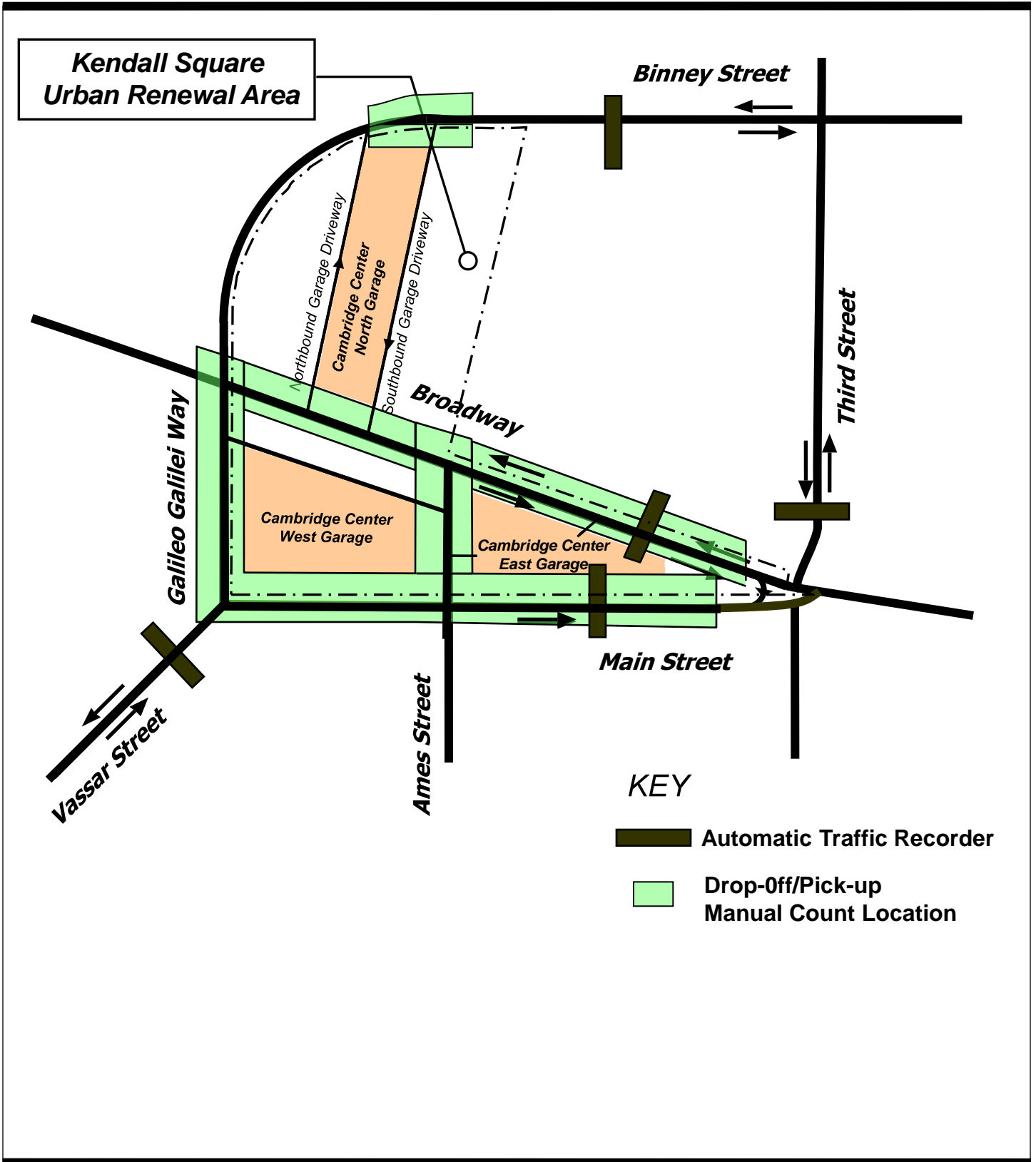
Task I - Traffic Count Program

Figure 1 illustrates the program of ATR and the manual vehicle count locations conducted within the Area. Copies of the ATR and manual count field sheets are provided in the attached Technical Appendix. The latest automatic traffic recorder count program was conducted during the third week in May 2011. Counts were conducted at the following locations with durations indicated:

- Main Street, east of Ames Street (May 16 - 20).
- Broadway, east of the Mid-Block Connector (May 16- 20).
- Binney Street, west of Fifth Street (May. 16 – 20).
- Third Street, north of Broadway (May 16 - 20).
- Vassar Street, southwest of Main Street and the Western Connector (May 16 - 20).

Additionally, on Tuesday, May 17, 2011, manual vehicle counts were conducted to determine drop-off/pick-up activity and ins/outs from the Cambridge Center East and North garages between 7 AM - 9 AM, 11 AM - 1 PM, and 4 PM - 6 PM in the following seven block face areas:

- Main Street, between Ames Street and Wadsworth Street.
- Main Street, between Ames Street and Vassar Street.
- Broadway, between Ames Street and Third Street.
- Broadway, between Ames Street and Binney Street.
- Mid-Block Connector, between Main Street and Broadway
- Galileo Gallilei Way between Main Street and Broadway.
- Binney Street between Fulkerson and Sixth Streets.



Schematic Diagram:
Not to Scale

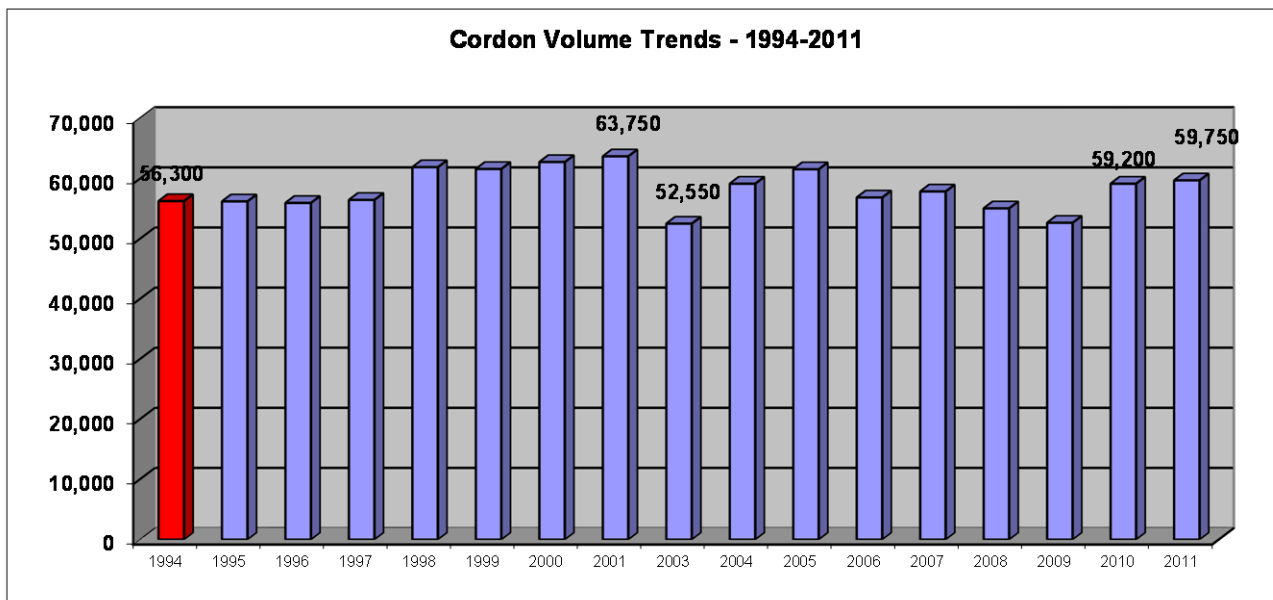
Kendall Square Urban Renewal Area

2011 Traffic Count Locations

Cambridge Redevelopment Authority

Figure 1

Table 1 compares the Average Annual Weekday Traffic volumes (AAWDT) projected in the 1977 FEIR to the Area’s AAWDT volumes counted by FST during 1989-2011. Comparisons of the 1994-2011 AAWDT volumes by location are illustrated on Figure 2. The chart below summarizes overall AAWDT cordon volumes for the five roads where traffic volumes are measured.



* Vassar Street was under construction during the 2003 count program and open to one-way traffic only.

Between 1994 and 2011, the Area’s AAWDT volumes along a fixed cordon have varied between 52,550 and 63,750 vehicles per day. Overall, AAWDT volumes measured in 2011 are **1% higher than those measured during 2010**, and **6% higher than those measured in 1994**. The Area has added more than 1 million square feet of gross floor area since 1994, but none during the past four years. Still, **year 2011 cordon volumes are 6% lower than the peak cordon volume measured in 2001**. While actual Area trip generation has grown somewhat proportional to the levels measured in 1994, background through traffic in the Area declined for several years following completion of the Central Artery/Tunnel Project. In the meantime, the City of Cambridge has implemented a trip reduction ordinance and has aggressively pursued bike travel enhancements and improvements to other non-auto modes. Fewer motorists are diverting into the Area than during the late-1990’s to early 2000’s while the Artery was still under construction. However, during the 2011 count program, traffic from several developments in the broader East Cambridge Area that are finally being occupied, after being in construction for past several years, may be increasing background traffic in the Area.

Two types of field data were collected manually -- entering and exiting vehicles to/from the Cambridge Center East, West, and North Garages, and curbside drop-off/pick-up activities on Area streets and in designated zones at the local land uses. A summary of this data, by type and location, is contained in Table 2, which compares year 2011 to year 2010 manual count data compilations. During the 2011 count program, the total available development square footage in the Area remained the same as it was during 2010. The Cambridge Center garages also have the same capacities with approximately 2,750 spaces in total between 2006 and 2011.

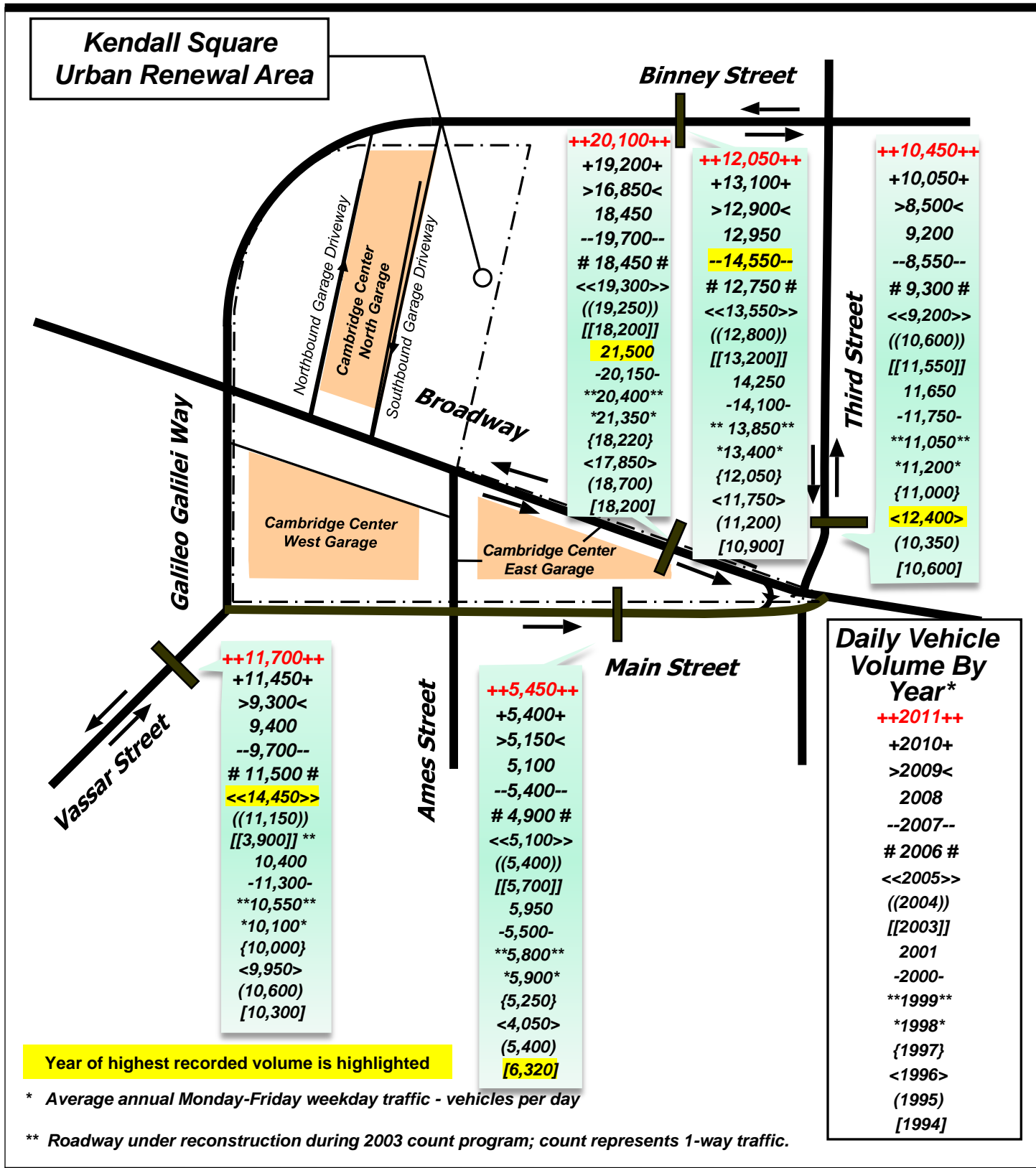
Table 2

Kendall Square Urban Renewal Project Area
 Peak Hour Vehicle Count Summaries -- 2011 vs. 2010

| LOCATION | AM PEAK HOUR | | | | | | MIDDAY PEAK HOUR | | | | | | PM PEAK HOUR | | | | | |
|----------------------------------------------------|--------------|------|------|----------|------|------|------------------|-----|------|----------|-----|------|--------------|------|------|----------|------|------|
| | May 2010 | | | May 2011 | | | May 2010 | | | May 2011 | | | May 2010 | | | May 2011 | | |
| | IN | OUT | D/P* | IN | OUT | D/P* | IN | OUT | D/P* | IN | OUT | D/P* | IN | OUT | D/P* | IN | OUT | D/P* |
| Cambridge Center North Garage | 303 | 7 | -- | 283 | 17 | -- | 34 | 37 | -- | 49 | 41 | -- | 5 | 259 | -- | 12 | 233 | -- |
| Cambridge Center East Garage | 208 | 11 | -- | 181 | 7 | -- | 53 | 43 | -- | 62 | 25 | -- | 17 | 213 | -- | 30 | 154 | -- |
| Cambridge Center West Garage | 166 | 9 | -- | 126 | 6 | -- | 50 | 48 | -- | 30 | 21 | -- | 15 | 138 | -- | 16 | 127 | -- |
| Main Street; Near MBTA Station | -- | -- | 164 | -- | -- | 170 | -- | -- | 150 | -- | -- | 148 | -- | -- | 208 | -- | -- | 164 |
| Broadway; east of Mid-Block Connector | 133 | 7 | 68 | 117 | 32 | 70 | 27 | 12 | 30 | 55 | 40 | 60 | 8 | 123 | 84 | 79 | 149 | 114 |
| Broadway; west of Mid-Block Connector | -- | -- | 20 | -- | -- | 26 | -- | -- | 18 | -- | -- | 22 | -- | -- | 38 | -- | -- | 44 |
| Mid-Block Connector; south of Broadway | 3 | 3 | 6 | 3 | 3 | 8 | 0 | 0 | 2 | 0 | 0 | 6 | 0 | 8 | 0 | 0 | 8 | 4 |
| Binney Street; vicinity of North Garage Driveways | -- | -- | 2 | -- | -- | 2 | -- | -- | 2 | -- | -- | 2 | -- | -- | 2 | -- | -- | 4 |
| Vassar Street/ Main Street/ Western Connector Area | 41 | 34 | 0 | 64 | 19 | 4 | 38 | 31 | 4 | 18 | 24 | 0 | 25 | 22 | 2 | 13 | 83 | 4 |
| RAW SUBTOTALS | 854 | 71 | 260 | 774 | 84 | 280 | 202 | 171 | 206 | 214 | 151 | 238 | 70 | 763 | 334 | 150 | 754 | 334 |
| HOURLY TOTALS | | 1185 | | | 1138 | | | 579 | | | 603 | | | 1167 | | | 1238 | |
| Drop-off/ Pick-up % | | 22% | | | 25% | | | 36% | | | 39% | | | 29% | | | 27% | |
| % Difference (2011 vs 2010) | | | | | -4% | | | | | | 4% | | | | | | 6% | |

* D/P – Drop-off/Pick-up trips.

** Actual garage counts reflecting Monday to Friday averages for May 10-14, 2010 and May 16-21, 2011.



Schematic Diagram:
Not to Scale

Average Annual Weekday Traffic Volumes 1994-2011

Cambridge Redevelopment Authority

Kendall Square Urban Renewal Area

Figure 2

Table 1

Kendall Square Urban Renewal Project Area
 Comparison of Projected FEIR Full Build-out Average Weekday Traffic Volumes
 To Actual 1989 - 2010 Cordon Average Weekday Traffic Volumes

| | 1977 FEIR | | | | | | | | | | | | | | | | | | | | | |
|---------------------------------|--------------------|--------------|--------------|---------------------------|---------------------------|---------------------------|---------------------------|---------------------------|---------------------------|---------------------------|---------------------------|---------------------------|---------------------------|---------------------------|---------------------------|---------------------------|---------------------------|---------------------------|---------------------------|---------------------------|------------------------|----|
| | Max | | | | | | | | | | | | | | | | | | | | | |
| | Plan | 1989 | 1994 | 1995 | 1996 | 1997 | 1998 | 1999 | 2000 | 2001 | 2003 | 2004 | 2005 | 2006 | 2007 | 2008 | 2009 | 2010 | 2011 | | | |
| ROADWAY | (vpd) ² | Volume (vpd) | Volume (vpd) | Volume (vpd) ³ | Volume (vpd) ⁴ | Volume (vpd) ⁴ | Volume (vpd) ⁴ | Volume (vpd) ⁴ | Volume (vpd) ⁴ | Volume (vpd) ⁴ | Volume (vpd) ⁴ | Volume (vpd) ⁴ | Volume (vpd) ⁴ | Volume (vpd) ⁴ | Volume (vpd) ⁴ | Volume (vpd) ⁴ | Volume (vpd) ⁴ | Volume (vpd) ⁴ | Volume (vpd) ⁴ | Volume (vpd) ⁴ | % Difference 2011-2010 | |
| Main Street ⁵ | 7,900 | 4,250 | 6,300 | 5,400 | 4,050 | 5,250 | 5,900 | 5,800 | 5,500 | 5,950 | 5,700 | 5,400 | 5,100 | 4,900 | 5,400 | 5,100 | 5,150 | 5,400 | 5,450 | | 1% | |
| Near MBTA Station | | | | | | | | | | | | | | | | | | | | | | |
| Broadway | | | | | | | | | | | | | | | | | | | | | | |
| west of Mid-Block Connector | 36,700 | 17,700 | N/M | N/M | N/M | N/M | N/M | N/M | N/M | N/M | N/M | N/M | N/M | N/M | N/M | N/M | N/M | N/M | N/M | N/M | N/M | -- |
| Broadway | 32,900 | N/M | 18,200 | 18,700 | 17,850 | 18,200 | 21,350 | 20,400 | 20,150 | 21,500 | 18,200 | 19,250 | 19,300 | 18,450 | 19,700 | 18,450 | 16,850 | 19,200 | 20,100 | | 5% | |
| east of Mid-Block Connector | | | | | | | | | | | | | | | | | | | | | | |
| Binney Street | 11,500 | 8,800 | 10,900 | 11,200 | 11,750 | 12,050 | 13,400 | 13,850 | 14,100 | 14,250 | 13,200 | 12,800 | 13,550 | 12,750 | 14,550 | 12,950 | 12,900 | 13,100 | 12,050 | | -8% | |
| west of Third Street | | | | | | | | | | | | | | | | | | | | | | |
| Third Street | 16,300 | N/M | 10,600 | 10,350 | 12,400 | 11,000 | 11,200 | 11,050 | 11,750 | 11,650 | 11,550 | 10,600 | 9,200 | 9,300 | 8,550 | 9,200 | 8,500 | 10,050 | 10,450 | | 4% | |
| north of Broadway | | | | | | | | | | | | | | | | | | | | | | |
| Vassar Street | 14,700 | N/M | 10,300 | 10,600 | 9,950 | 10,000 | 10,100 | 10,550 | 11,300 | 10,400 | 3,900 | 11,150 | 14,450 | 11,500 | 9,700 | 9,400 | 9,300 | 11,450 | 11,700 | | 2% | |
| west of Main Street | | | | | | | | | | | | | | | | | | | | | | |
| TOTAL ⁶ | 83,300 | N/A | 56,300 | 56,250 | 56,000 | 56,500 | 61,950 | 61,650 | 62,800 | 63,750 | 52,550 | 59,200 | 61,600 | 56,900 | 57,900 | 55,100 | 52,700 | 59,200 | 59,750 | | 1% | |

- 1 FEIR volume projections illustrated on FEIR Figures II.5.10 & II.5.11. Total volumes *exclude* Broadway west of Mid-block Connector. Measured volumes are on an average annual basis to nearest 50 vehicles per day.
- 2 vpd = vehicles per day.
- 3 March 11-18, 1996 measured volumes calibrated (increased by 2%) to reflect 1995 average annual conditions.
- 4 Measured 1996-2011 volumes assumed to reflect average annual conditions.
- 5 Eastbound AAWDT only for Main Street.
- 6 Vassar Street was limited to one-way operation and under reconstruction during the 2003 survey only.
- 7 Broadway west of Mid-block connector not included.
 N/M = Not Measured
 N/A = Not Applicable

During the same period between 2011 and 2010, measured overall trip generation during the combined AM, mid-day, and PM peak hours increased by approximately 2%, inclusive of drop-off/pick-up activity. Area trip generation *declined* 4% during the AM peak hour, while it *increased* 4% and 6%, respectively, during the midday peak hour and PM peak hours. During the 2011 count program, the Area's drop-off/pick-up activity represented approximately 22%, 39%, and 27% of its actual AM, mid-day, and PM peak hour traffic generation, respectively. The year 2011 count program took place during a period when drop-off/pick-up activity represented 29% of all trip making, within the range of drop-off/pick-up activity observed during prior years, but 1% higher than that measured in 2010 (28%). Overall rates of AM, mid-day, and PM peak hour trip generation from Area developments are generally comparable to trip generation rates found during prior count programs, well below typical *ITE Trip Generation* report (8th Edition, 2008) rates for similar land uses. While not changing much between 2011 and 2010, along with tenant changes, drop-off/pick-up activity continues to represent the most significant variables in the Area's trip generation totals.

During the combined AM, mid-day, and PM peak hours, year 2011 Cambridge Center East, North, and West garage activity decreased by approximately 12% compared to the year 2010.

Binney Street remains the only roadway that has exceeded its projection of average weekday volumes at full build-out provided in the 1977 EIR. ***Overall, actual year 2011 average weekday volumes measured on the Area roadway cordon are approximately 28% below those projected at full build-out of the Area in the 1977 EIR, while the Area is 22% below its full build-out potential.***

As it has in prior years, the 2011 AM peak hour within the Area varies by location but typically occurs during the one-hour period between 8 AM and 9 AM. The Area's 2011 PM peak hour also varies by location but typically occurs from 5 PM to 6 PM. Count data indicates that the mid-day peak hour is typically from 12:00 Noon to 1 PM.

Table 3 provides a breakdown of the existing year 2011 land use quantities and types within the Area, and compares these development quantities to the maximum Area development permitted under the most recent Plan Amendment No. 8. As of May 2011, buildings in the Area contained approximately 2,569,200 square feet of gross floor area (sf GFA). This represents approximately 78% of the Area's maximum approved build-out potential of 3,302,100 sf GFA with Area Plan Amendment No. 8. The Area's total building square footage (GFA) and its parking supply have remained constant since 2006.

FST's June 15, 2010 letter to you contained estimates of AM peak hour, PM peak hour, and daily trip generation projected for the Area at maximum build-out with Area Plan Amendment No. 8. In that letter, trip generation rates (i.e., trips per 1,000 sf GFA of development) were developed for each of the development land use types using the *ITE Trip Generation* manual. FST adjusted these rates to reflect the Area's localized proximity to transit, walk-in activity, employer shuttles, carpool promotion, etc. The adjusted trip generation rates, verified by counts performed between 1994-2011, were used as the basis for trip generation estimates associated with the maximum build-out condition under MEPA-approved Area Plan Amendment No. 8. Table 4 provides a summary of adjusted trip generation rates for Area land uses from FST's June 15, 2010 letter regarding Plan Amendment No. 8.

Table 3

Kendall Square Urban Renewal Project Area
 Existing 2011 and Future Development Quantities
 By Land Use Category¹

| LAND USE TYPE | 2011 EXISTING ² | PROJECTED MAXIMUM AREA DEVELOPMENT WITH PLAN AMENDMENT NO. 8 |
|---------------------------------|----------------------------|--------------------------------------------------------------|
| Biotech Manufacturing | 189,500 | 214,550 |
| General and Technical Office | 1,769,700 | 1,977,550 |
| Research and Development Center | 0 | 300,000 |
| Retail | 90,000 | 90,000 |
| Multi-family Residential | 0 | 200,000 ³ |
| Business Hotel | 190,000 | 190,000 |
| Hotel | <u>330,000</u> | <u>330,000</u> |
| TOTAL | 2,569,200 | 3,302,100 |

- 1 Quantities indicate square feet (sf) of Gross Floor Area (GFA) from approved Plan Amendment No. 8.
- 2 Existing year 2011 quantities remain the same as during the 2006-2010 count programs.
- 3 Plan Amendment No. 8 restored the 200,000 sf multi-family residential maximum originally approved under approved Plan Amendment No. 6. While the multi-family residential land use category adopted under approved Plan Amendment No. 7 was increased by 75,000 square feet to 275,000 sf, the Cambridge City Council did not approve this increase.

Table 4

Kendall Square Urban Renewal Project Area
Adjusted Trip Generation Rates

| LAND USE TYPE | AM PEAK HOUR | PM PEAK HOUR | DAILY |
|---------------------------------------------|-----------------|-----------------|-------|
| Biotech Manufacturing | 0.42 | 0.43 | 2.18 |
| Research and Development | 0.65 | 0.61 | 4.72 |
| General and Technical Office | 0.55 | 0.48 | 3.83 |
| Hotel | 0.41 | 0.42 | 5.01 |
| Business Hotel | 0.31 | 0.32 | 3.86 |
| Retail | 0.26 | 1.71 | 13.79 |
| Multi-family Residential² | 0.24 | 0.23 | 2.69 |

- 1 Trips per 1,000 sf GFA based on trip generation adjustments made in FST's June 15, 2010 letter concerning Plan Amendment No. 8.
- 2 Rate per unit, assuming 1,000 gsf/unit.

Table 5 applies adjusted trip generation rates from FST's June 15, 2010 letter on the traffic impacts of Plan Amendment No. 8. Table 5 contains an estimate of the number of trips projected for land uses in the Area assuming existing 2011 development quantities from Table 3 above. From Table 5, combined AM and PM peak hour trips to/from the Area constitute approximately 23.5% of the Area's 2011 projected total daily trip ends (i.e., 1,271 AM peak hour + 1,284 PM peak hour trips represent 23.5% of the 10,819 daily trips).

Table 6 provides a summary comparison of projected 2011 Area AM and PM peak hour trip generation (from rates contained in the FST's June 15, 2010 letter and summarized in Table 5) to 2011 rates calculated from measured 2011 Area ground counts (from Table 2). Table 6 also contains a comparison of 2011 daily Area trip ends based upon measured AM and PM peak hour volumes to 2011 daily trip end volumes based on the adjusted trip generation rates contained in the Plan Amendment No. 7 analysis and reiterated in Table 5.

Table 5

Kendall Square Urban Renewal Area
Adjusted ITE Rate Trip Generation Computations for May 2011¹

| LAND USE TYPE | Gross Floor Area (000's SF) | AM Peak Hour | | PM Peak Hour | | Daily | |
|------------------------------|--------------------------------|--------------|--------------|--------------|--------------|-------|---------------|
| | | RATE | TRIPS | RATE | TRIPS | RATE | TRIPS |
| Biotech Manufacturing | 189.5 | 0.42 | 80 | 0.43 | 81 | 2.18 | 413 |
| Research and Development | 0 | 0.65 | 0 | 0.61 | 0 | 4.72 | 0 |
| General and Technical Office | 1,769.7 | 0.55 | 973 | 0.48 | 849 | 3.83 | 6,778 |
| Business Hotel | 190 | 0.31 | 59 | 0.32 | 61 | 3.86 | 733 |
| Hotel | 330 | 0.41 | 135 | 0.42 | 139 | 5.01 | 1,653 |
| Retail | 90 | 0.26 | 23 | 1.71 | 154 | 13.79 | 1,241 |
| Multi-family Residential | 0 | 0.26 | 0 | 0.27 | 0 | 2.69 | 0 |
| TOTAL | 2,569.2 | | 1,271 | | 1,284 | | 10,819 |

1 Trips per 1,000 gsf GFA adjusted to reflect assumed high use of transit and other non-single occupant vehicles per FST's June 15, 2010 letter concerning Plan Amendment No. 8.

Table 6

Kendall Square Urban Renewal Area
Actual vs. Projected 2011 Trip Generation

| | AM PEAK HOUR ¹ | PM PEAK HOUR ¹ | DAILY TRIP ENDS |
|--------------------------------------|---------------------------|---------------------------|---------------------|
| 2011 PROJECTED FORECAST ² | 1,271 | 1,284 | 10,819 |
| 2011 ACTUAL EXISTING ³ | 1,138 | 1,238 | 10,111 ³ |
| NET DIFFERENCE (%) | - 10% | -4% | - 7% |

1 AM and PM peak hour trips represent both entering and exiting vehicle trip ends.

2 Predicted trip totals are based on adjusted trip generation rates developed for FST's June 15, 2010 letter regarding Area Plan Amendment No. 8 and the 2011 Area development quantities reported in Table 3 of this correspondence.

3 Refer to Table 2 for existing May 2011 AM and PM peak hour trip counts. Daily trip ends were **estimated** from the actual AM and PM peak hour trip generation totals and their expected relationship to daily trip generation based upon the relationship of AM and PM peak hours to daily generation reported in Table 5 (adjusted ITE rates).

From Table 6 on the previous page, the year 2011 actual trip generation for Area uses during the AM peak hour is *10% lower* than calculated by applying the Amendment No. 8 trip generation projection methodology (1,138 counted trips versus 1,271 calculated trips). Actual PM peak hour trip generation is *4% lower* than the projected volume from the Amendment No. 8 trip generation projection methodology (1,238 counted trips versus 1,284 calculated trips). Similarly, the actual daily trip generation of 10,111 is *7% lower* than the projected daily trip generation of 10,819. Area development continues to generate traffic at rates generally lower than projected using the 2010 Plan Amendment No. 8 trip generation analysis methodology.

Task II - Review of Tenant/Employee Travel Surveys

Two types of tenant/employee travel surveys were reviewed: 1) a survey by Boston Properties of their tenants; and 2) Boston Properties surveys of tenant garage use in the North, West, and East Cambridge Center garages.

Boston Properties LLC conducted 2011 surveys of its Cambridge Center tenants to provide an indication of employee travel mode choices and use within the Area. This information is supplemental to the actual count data. Refer to the Technical Appendix for a copy of the overall survey results.

The tenant survey was completed by a total of 27 firms and businesses representing 2,447 employees or approximately 60% of the Area's approximately 4,100 total employees, down approximately 500 employees from 2010 due to some large temporary vacancies. Overall tenant survey results are generally consistent with prior year surveys. Respondents to the 2011 tenant survey indicated that their employees arrive to Kendall Square as follows:

- 23 % drive alone;
- 41 % use MBTA services;
- 32 % cite other modes, primarily walking, shuttles, or biking; and
- 4 % carpool with 2 or more people.

During the 2011 survey, approximately 77% of respondents indicated they use alternative modes of transportation to and from work rather than drive alone – the same as during 2010. The proportion of employee respondents who indicated they drive alone remained steady at 23% of respondents. The proportion of respondents who report using MBTA services decreased by 1% compared to those who responded to the 2010 survey. Akamai Technologies, the largest of the employer respondents with 735 employees, indicates that 21% of its employees drive alone and 79% use alternate modes -- 3% carpool, 34% use the MBTA, and 43% either walk, shuttle, or bike. Approximately 93% of responding Area businesses start their business operations between 7:00-9:00 AM and 89% conclude business operations between 4:00-6:00 PM. Of the respondents, 88% offer flextime hours. Of employers surveyed, at least 15% offer incentives for free or subsidized parking (i.e., driving) incentives, while all of those responding offer either MBTA or shuttle use incentives, such as passes or salary deductions. Approximately 25% of the employers offering transit incentives also offer driving incentives. Overall, survey responses are compatible with earlier FST projections.

Survey responses continue to indicate a very strong reliance on alternative travel modes compared to typical suburban areas where 90% or more employees drive alone to work sites. The *ITE Trip Generation* report (8th Edition, 2008) indicates that the vehicle trips per employee for the General Office category are 0.55 during the AM peak hour and 0.48 during the PM peak hour. The May 2011 update data indicates that 0.28 - 0.30 vehicle trips per employee are actually generated during the AM and PM peak hours including garage and drop-off/pick-up components. ***Therefore, during 2011, actual employee-based vehicle trip generation rates were 38%-49% lower than unadjusted ITE employee-based AM and PM peak hour rates estimated for the Area.***

Task III - Review of Area Parking Garage Data

We assume May 2011 traffic counts at the garages generally reflect average annual conditions. Detailed hour-by-hour garage occupancy data was compared to garage data collected for a similar period during May 2011. The number of trips destined for the Area that park outside the Area, and subsequently would not have been accounted for in the data collection program is likely to be small. Similarly, the amount of motorists who may have parked in the Area, and were not destined for the Area is also likely to be small. Copies of comparative weeklong garage surveys are contained in the attached Technical Appendix.

Boston Properties LLC provided a weeklong usage survey of the Cambridge Center North, Cambridge Center West, and Cambridge Center East parking garages for the period from May 16-20, 2011. These records indicate that a maximum of 1,908 tenant employees who leased monthly parking in the East, West, and North Cambridge Center garages plus transient parkers were parked in the garages simultaneously. This is approximately 14% fewer vehicles than found during the May 2010 survey period that found 2,224 parked vehicles at maximum occupancy. Excluding transient parkers, if the number of employees is assumed to be relatively constant throughout the year, during peak demand times, the Area averaged approximately 0.47 occupied parking spaces per employee during 2011 – identical to the occupied parking spaces per employee found during the 2010 survey. Calculation of the number of occupied parking spaces per employee includes *both* employees and transients.

Table 7 summarizes and compares average trip activity data during the AM and PM peak hours when one-day garage surveys were conducted on May 11, 2010 and May 11, 2010. The AM peak hour at the East and North garages continues to occur from 8 to 9 AM, while the West Garage peaked from 9 to 10 AM. The PM peak hour continues to occur between 5 to 6 PM for all three garages. Findings of the garage peak hours for entering and exiting movements are consistent with findings for the Area's street peaks (from the ATR data) and the Area's drop-off/pick-up activity that was counted manually.

Table 8 contains an estimated comparison of peak parking accumulation, as well as a comparison to the total spaces available in the Cambridge Center North garage during the week average for May 2011 and May 2010. While new development square footage did not change between 2011 and 2010, measured AM and PM peak hour garage activity decreased approximately 9% between the three Area garages. Activity at the North garage was up 4% overall during the AM/PM peaks, while year 2011 parking demands at the two other garages were down by 11-16% from the activity measured during 2010. With stable gas prices, temporary tenant losses may explain these changes. The 10% variation for the same level of building square footage is still well within the range of changes at the garages within the Area during prior years.

Table 7

Kendall Square Urban Renewal Project Area
 Cambridge Center East and North Garages
 Summary Comparison of 2011-2010 Garage Vehicle Trip Activity¹

| LOCATION | May 17, 2011 ² | | May 11, 2010 ³ | | PERCENT CHANGE BETWEEN MAY 2011 AND MAY 2010 | |
|-------------------------------|---------------------------|------------|---------------------------|------------|----------------------------------------------------|------------|
| | AM | PM | AM | PM | AM | PM |
| Cambridge Center North Garage | 267 | 283 | 310 | 264 | -14% | +7% |
| Cambridge Center East Garage | 193 | 194 | 219 | 230 | -12% | -16% |
| Cambridge Center West Garage | 140 | 154 | 175 | 151 | -20% | +2% |
| COMBINED TOTAL | 600 | 631 | 704 | 645 | -15% | -2% |

- 1 Volumes represent total vehicular movements entering and exiting each garage.
- 2 Volumes represent a typical one-day sample on Tuesday, May 17, 2011.
- 3 Volumes represent a typical one-day sample on Tuesday, May 11, 2010.

Table 8

Kendall Square Urban Renewal Project Area
 Cambridge Center East, North, and West Parking Garages
 Summary and Comparison of Peak Parking Occupancy - 2010 to 2011

| LOCATION | CAPACITY Number of Spaces ³ | PEAK PARKING OCCUPANCY 5/10-5/14/10 ¹ | | PEAK PARKING OCCUPANCY 5/16-5/20/11 ² | |
|------------------------------------------|----------------------------------------------|--------------------------------------------------------|---------------|--------------------------------------------------------|---------------|
| | | Number Occupied | % of Capacity | Number Occupied | % of Capacity |
| Cambridge Center North Garage | 1170 | 935 | 80% | 852 | 73% |
| Cambridge Center West Garage | 734 | 652 | 89% | 578 | 68% |
| Cambridge Center East Garage | 844 | 637 | 75% | 478 | 65% |
| COMBINED TOTAL | 2,748 | 2,224 | 81% | 1,908 | 69% |

- 1 Average peak garage occupancy data for the Cambridge Center East, West, and North Garages for the week of May 10-14, 2010.
- 2 Average peak garage occupancy data for the Cambridge Center East, West, and North Garages for the week of May 16-20, 2011.
- 3 Numbers are the reported year 2011 Area parking capacities.

This count program accurately accounts for the vast majority of vehicle trips related to the Area. This finding is due to the proximity of the East, West, and North Garages to the Area’s land uses, and the modest price differential to surface lots external to the Area.

Overall, peak garage occupancy during 2011 was lower than that found in 2010. None of the garages are operating above their practical capacity (i.e., more than 90% of its actual capacity). Occupancy of all garages was down compared to 2010, likely due to a large temporary tenant vacancy and continuing economy woes. While the Area is well served by public transportation, the garages provide enough additional parking to ensure that Area parking demands are accommodated within the Area. From an Areawide parking perspective, the May 16-20, 2011 week was less busy than the May 10-14, 2010 week.

Conclusion

‘Background’ cordon traffic volumes measured during May 2011 were found to be slightly higher (at 1%) than those measured in May 2010. However, measured year 2010 volumes were still 6% lower than those measured during 2001 – the highest year for cordon volume measurements. While the improved regional arterial system may have diverted traffic volumes in Cambridge and the Kendall Square area back to the I-90 and Memorial Drive mainlines for the last several years, increased East Cambridge economic activity immediately *outside the Area* seems to be contributing to the slight increase in background traffic growth, especially since the peak parking demand at the Area’s garages is down by 14%. No new buildings have been developed and temporary vacancies are continuing to appear. The Area’s measured trip generation has been

Mr. Joseph F. Tulimieri

Page 15 of 15

December 21, 2011

relatively stable during the past five years. ***In summary, with the identical square footage on the site, the combined AM, Mid-day, and PM peak hours, measured trip generation by Area land uses increased by 2% in 2011 compared to 2010. This is less than routine day-to-day traffic variations.***

The Area continues to generate vehicle trips at rates far lower than those contained in the latest edition of the *ITE Trip Generation (8th Edition, 2008)* report. Actual Area vehicle trip generation rates -- including garage trips plus drop-off/pick-up trips -- continue to be similar to those contained in FST's June 15, 2010 Amendment No. 8 letter to you. ***We therefore conclude there is no 'significant variation' to report regarding the Area's traffic generation and its traffic impacts within the Area.***

Please do not hesitate to contact me should you have questions on the study update or require additional information.

Very truly yours,

FAY, SPOFFORD & THORNDIKE

By



Gary L. Hebert, P.E., PTOE
Vice President

GLH:gh


LG-038C:000E57

Attmts: Technical Appendix

cc: Mr. M. Cantalupa, Boston Properties
Mr. M. O'Hearn, Boston Properties
Mr. D. McGarrah, Foley, Hoag & Eliot
City of Cambridge Traffic and Parking Department

Kendall Square Urban Renewal Area

2011 Annual Traffic Count Program & Trip Generation Analysis



Technical Appendix

Prepared for:

Cambridge Redevelopment Authority

Prepared by:
Fay, Spofford & Thorndike
12/21/11

2011 Annual Count Update Technical Appendix Contents

Cambridge Redevelopment Authority letter
(December 21, 2011)

Technical Appendix:

- Automatic Traffic Count Data
- Manual Traffic Count Data
- Tenant Survey Results Summary
- Parking Garage Data

Automatic Traffic Count Data

Accurate Counts
978-664-2565

Location : Broadway
Location : West of Third Street
City/State: Cambridge, MA
Counter : 18143

03800001
Site Code: 03800001

| Start Time | 16-May-11 Mon | EB | | Hour Totals | | WB | | Hour Totals | | Combined Totals | |
|------------|---------------|---------|-----------|-------------|-----------|---------|-----------|-------------|-----------|-----------------|-----------|
| | | Morning | Afternoon | Morning | Afternoon | Morning | Afternoon | Morning | Afternoon | Morning | Afternoon |
| 12:00 | | 23 | 109 | | | 30 | 130 | | | | |
| 12:15 | | 18 | 110 | | | 30 | 151 | | | | |
| 12:30 | | 17 | 108 | | | 12 | 129 | | | | |
| 12:45 | | 10 | 93 | 68 | 420 | 17 | 110 | 89 | 520 | 157 | 940 |
| 01:00 | | 8 | 108 | | | 12 | 115 | | | | |
| 01:15 | | 7 | 115 | | | 15 | 121 | | | | |
| 01:30 | | 13 | 113 | | | 15 | 124 | | | | |
| 01:45 | | 8 | 126 | 36 | 462 | 10 | 123 | 52 | 483 | 88 | 945 |
| 02:00 | | 14 | 116 | | | 14 | 141 | | | | |
| 02:15 | | 13 | 102 | | | 13 | 116 | | | | |
| 02:30 | | 6 | 128 | | | 5 | 127 | | | | |
| 02:45 | | 5 | 127 | 38 | 473 | 8 | 127 | 40 | 511 | 78 | 984 |
| 03:00 | | 4 | 128 | | | 3 | 151 | | | | |
| 03:15 | | 5 | 122 | | | 11 | 120 | | | | |
| 03:30 | | 10 | 140 | | | 8 | 200 | | | | |
| 03:45 | | 6 | 167 | 25 | 557 | 12 | 157 | 34 | 628 | 59 | 1185 |
| 04:00 | | 9 | 163 | | | 8 | 133 | | | | |
| 04:15 | | 8 | 149 | | | 13 | 180 | | | | |
| 04:30 | | 10 | 172 | | | 20 | 200 | | | | |
| 04:45 | | 12 | 178 | 39 | 662 | 25 | 207 | 66 | 720 | 105 | 1382 |
| 05:00 | | 11 | 218 | | | 32 | 195 | | | | |
| 05:15 | | 26 | 201 | | | 60 | 254 | | | | |
| 05:30 | | 32 | 201 | | | 99 | 175 | | | | |
| 05:45 | | 41 | 160 | 110 | 780 | 111 | 224 | 302 | 848 | 412 | 1628 |
| 06:00 | | 37 | 167 | | | 127 | 198 | | | | |
| 06:15 | | 54 | 135 | | | 123 | 177 | | | | |
| 06:30 | | 91 | 129 | | | 135 | 190 | | | | |
| 06:45 | | 106 | 150 | 288 | 581 | 180 | 155 | 565 | 720 | 853 | 1301 |
| 07:00 | | 75 | 123 | | | 138 | 154 | | | | |
| 07:15 | | 109 | 104 | | | 145 | 128 | | | | |
| 07:30 | | 126 | 86 | | | 174 | 99 | | | | |
| 07:45 | | 133 | 90 | 443 | 403 | 209 | 100 | 666 | 481 | 1109 | 884 |
| 08:00 | | 147 | 86 | | | 224 | 69 | | | | |
| 08:15 | | 160 | 76 | | | 230 | 110 | | | | |
| 08:30 | | 168 | 70 | | | 255 | 95 | | | | |
| 08:45 | | 158 | 76 | 633 | 308 | 238 | 87 | 947 | 361 | 1580 | 669 |
| 09:00 | | 154 | 69 | | | 224 | 88 | | | | |
| 09:15 | | 135 | 48 | | | 183 | 84 | | | | |
| 09:30 | | 112 | 42 | | | 189 | 72 | | | | |
| 09:45 | | 91 | 64 | 492 | 223 | 182 | 72 | 778 | 316 | 1270 | 539 |
| 10:00 | | 108 | 59 | | | 144 | 50 | | | | |
| 10:15 | | 103 | 42 | | | 164 | 74 | | | | |
| 10:30 | | 120 | 39 | | | 135 | 63 | | | | |
| 10:45 | | 87 | 40 | 418 | 180 | 97 | 63 | 540 | 250 | 958 | 430 |
| 11:00 | | 101 | 42 | | | 148 | 35 | | | | |
| 11:15 | | 115 | 41 | | | 104 | 56 | | | | |
| 11:30 | | 87 | 40 | | | 141 | 52 | | | | |
| 11:45 | | 115 | 34 | 418 | 157 | 134 | 42 | 527 | 185 | 945 | 342 |
| Total | | 3008 | 5206 | | | 4606 | 6023 | | | 7614 | 11229 |
| Percent | | 36.6% | 63.4% | | | 43.3% | 56.7% | | | 40.4% | 59.6% |

Accurate Counts
978-664-2565

Location : Broadway
Location : West of Third Street
City/State: Cambridge, MA
Counter : 18143

03800001
Site Code: 03800001

| Start Time | 17-May-11 Tue | EB | | Hour Totals | | WB | | Hour Totals | | Combined Totals | |
|------------|------------------|---------|-----------|-------------|-----------|---------|-----------|-------------|-----------|-----------------|-----------|
| | | Morning | Afternoon | Morning | Afternoon | Morning | Afternoon | Morning | Afternoon | Morning | Afternoon |
| 12:00 | | 24 | 105 | | | 31 | 126 | | | | |
| 12:15 | | 16 | 115 | | | 38 | 120 | | | | |
| 12:30 | | 17 | 98 | | | 26 | 138 | | | | |
| 12:45 | | 14 | 107 | 71 | 425 | 30 | 161 | 125 | 545 | 196 | 970 |
| 01:00 | | 15 | 99 | | | 24 | 133 | | | | |
| 01:15 | | 14 | 123 | | | 24 | 125 | | | | |
| 01:30 | | 17 | 121 | | | 19 | 122 | | | | |
| 01:45 | | 6 | 144 | 52 | 487 | 11 | 128 | 78 | 508 | 130 | 995 |
| 02:00 | | 9 | 147 | | | 16 | 123 | | | | |
| 02:15 | | 13 | 114 | | | 8 | 131 | | | | |
| 02:30 | | 6 | 135 | | | 8 | 139 | | | | |
| 02:45 | | 7 | 135 | 35 | 531 | 7 | 131 | 39 | 524 | 74 | 1055 |
| 03:00 | | 3 | 142 | | | 4 | 159 | | | | |
| 03:15 | | 6 | 145 | | | 5 | 140 | | | | |
| 03:30 | | 7 | 181 | | | 10 | 130 | | | | |
| 03:45 | | 7 | 166 | 23 | 634 | 13 | 158 | 32 | 587 | 55 | 1221 |
| 04:00 | | 6 | 148 | | | 7 | 170 | | | | |
| 04:15 | | 5 | 169 | | | 6 | 147 | | | | |
| 04:30 | | 9 | 162 | | | 24 | 152 | | | | |
| 04:45 | | 16 | 203 | 36 | 682 | 24 | 177 | 61 | 646 | 97 | 1328 |
| 05:00 | | 14 | 239 | | | 38 | 194 | | | | |
| 05:15 | | 22 | 225 | | | 54 | 168 | | | | |
| 05:30 | | 18 | 191 | | | 86 | 196 | | | | |
| 05:45 | | 40 | 161 | 94 | 816 | 110 | 169 | 288 | 727 | 382 | 1543 |
| 06:00 | | 52 | 198 | | | 122 | 170 | | | | |
| 06:15 | | 69 | 146 | | | 116 | 151 | | | | |
| 06:30 | | 92 | 147 | | | 118 | 141 | | | | |
| 06:45 | | 98 | 138 | 311 | 629 | 153 | 123 | 509 | 585 | 820 | 1214 |
| 07:00 | | 97 | 145 | | | 140 | 139 | | | | |
| 07:15 | | 118 | 124 | | | 159 | 126 | | | | |
| 07:30 | | 133 | 99 | | | 147 | 140 | | | | |
| 07:45 | | 140 | 79 | 488 | 447 | 171 | 105 | 617 | 510 | 1105 | 957 |
| 08:00 | | 158 | 64 | | | 196 | 132 | | | | |
| 08:15 | | 170 | 95 | | | 197 | 85 | | | | |
| 08:30 | | 160 | 89 | | | 212 | 72 | | | | |
| 08:45 | | 156 | 75 | 644 | 323 | 205 | 90 | 810 | 379 | 1454 | 702 |
| 09:00 | | 153 | 86 | | | 231 | 92 | | | | |
| 09:15 | | 112 | 73 | | | 183 | 85 | | | | |
| 09:30 | | 115 | 66 | | | 147 | 71 | | | | |
| 09:45 | | 133 | 70 | 513 | 295 | 159 | 62 | 720 | 310 | 1233 | 605 |
| 10:00 | | 106 | 65 | | | 119 | 72 | | | | |
| 10:15 | | 125 | 57 | | | 136 | 85 | | | | |
| 10:30 | | 118 | 41 | | | 141 | 57 | | | | |
| 10:45 | | 101 | 50 | 450 | 213 | 143 | 56 | 539 | 270 | 989 | 483 |
| 11:00 | | 105 | 52 | | | 152 | 63 | | | | |
| 11:15 | | 112 | 41 | | | 130 | 58 | | | | |
| 11:30 | | 107 | 38 | | | 138 | 79 | | | | |
| 11:45 | | 108 | 33 | 432 | 164 | 135 | 44 | 555 | 244 | 987 | 408 |
| Total | | 3149 | 5646 | | | 4373 | 5835 | | | 7522 | 11481 |
| Percent | | 35.8% | 64.2% | | | 42.8% | 57.2% | | | 39.6% | 60.4% |

Accurate Counts
978-664-2565

Location : Broadway
Location : West of Third Street
City/State: Cambridge, MA
Counter : 18143

03800001
Site Code: 03800001

| Start Time | 18-May-11 Wed | EB | | Hour Totals | | WB | | Hour Totals | | Combined Totals | |
|------------|------------------|---------|-----------|-------------|-----------|---------|-----------|-------------|-----------|-----------------|-----------|
| | | Morning | Afternoon | Morning | Afternoon | Morning | Afternoon | Morning | Afternoon | Morning | Afternoon |
| 12:00 | | 27 | 38 | | | 38 | 124 | | | | |
| 12:15 | | 28 | 52 | | | 29 | 135 | | | | |
| 12:30 | | 17 | 110 | | | 31 | 166 | | | | |
| 12:45 | | 14 | 91 | 86 | 291 | 21 | 148 | 119 | 573 | 205 | 864 |
| 01:00 | | 15 | 131 | | | 30 | 121 | | | | |
| 01:15 | | 23 | 103 | | | 24 | 154 | | | | |
| 01:30 | | 16 | 153 | | | 24 | 150 | | | | |
| 01:45 | | 14 | 126 | 68 | 513 | 21 | 138 | 99 | 563 | 167 | 1076 |
| 02:00 | | 11 | 156 | | | 22 | 129 | | | | |
| 02:15 | | 12 | 132 | | | 11 | 143 | | | | |
| 02:30 | | 14 | 138 | | | 8 | 119 | | | | |
| 02:45 | | 8 | 131 | 45 | 557 | 5 | 147 | 46 | 538 | 91 | 1095 |
| 03:00 | | 9 | 150 | | | 5 | 167 | | | | |
| 03:15 | | 5 | 145 | | | 13 | 166 | | | | |
| 03:30 | | 8 | 121 | | | 4 | 145 | | | | |
| 03:45 | | 8 | 149 | 30 | 565 | 8 | 159 | 30 | 637 | 60 | 1202 |
| 04:00 | | 9 | 169 | | | 3 | 173 | | | | |
| 04:15 | | 3 | 170 | | | 16 | 179 | | | | |
| 04:30 | | 15 | 173 | | | 21 | 194 | | | | |
| 04:45 | | 13 | 189 | 40 | 701 | 32 | 185 | 72 | 731 | 112 | 1432 |
| 05:00 | | 11 | 220 | | | 24 | 210 | | | | |
| 05:15 | | 27 | 208 | | | 45 | 209 | | | | |
| 05:30 | | 23 | 189 | | | 88 | 191 | | | | |
| 05:45 | | 30 | 170 | 91 | 787 | 111 | 191 | 268 | 801 | 359 | 1588 |
| 06:00 | | 47 | 165 | | | 112 | 178 | | | | |
| 06:15 | | 56 | 169 | | | 111 | 183 | | | | |
| 06:30 | | 88 | 159 | | | 149 | 160 | | | | |
| 06:45 | | 95 | 147 | 286 | 640 | 165 | 170 | 537 | 691 | 823 | 1331 |
| 07:00 | | 95 | 150 | | | 156 | 150 | | | | |
| 07:15 | | 121 | 126 | | | 168 | 111 | | | | |
| 07:30 | | 143 | 122 | | | 192 | 122 | | | | |
| 07:45 | | 145 | 105 | 504 | 503 | 204 | 94 | 720 | 477 | 1224 | 980 |
| 08:00 | | 172 | 96 | | | 236 | 88 | | | | |
| 08:15 | | 161 | 68 | | | 256 | 92 | | | | |
| 08:30 | | 152 | 77 | | | 256 | 94 | | | | |
| 08:45 | | 145 | 71 | 630 | 312 | 279 | 108 | 1027 | 382 | 1657 | 694 |
| 09:00 | | 186 | 83 | | | 226 | 87 | | | | |
| 09:15 | | 132 | 87 | | | 176 | 82 | | | | |
| 09:30 | | 133 | 69 | | | 181 | 82 | | | | |
| 09:45 | | 113 | 79 | 564 | 318 | 169 | 99 | 752 | 350 | 1316 | 668 |
| 10:00 | | 127 | 59 | | | 182 | 87 | | | | |
| 10:15 | | 125 | 66 | | | 132 | 72 | | | | |
| 10:30 | | 117 | 72 | | | 157 | 72 | | | | |
| 10:45 | | 109 | 54 | 478 | 251 | 149 | 75 | 620 | 306 | 1098 | 557 |
| 11:00 | | 101 | 50 | | | 144 | 63 | | | | |
| 11:15 | | 106 | 55 | | | 142 | 64 | | | | |
| 11:30 | | 97 | 37 | | | 144 | 52 | | | | |
| 11:45 | | 99 | 42 | 403 | 184 | 138 | 27 | 568 | 206 | 971 | 390 |
| Total | | 3225 | 5622 | | | 4858 | 6255 | | | 8083 | 11877 |
| Percent | | 36.5% | 63.5% | | | 43.7% | 56.3% | | | 40.5% | 59.5% |

Accurate Counts
978-664-2565

Location : Broadway
Location : West of Third Street
City/State: Cambridge, MA
Counter : 18143

03800001
Site Code: 03800001

| Start Time | 19-May-11 Thu | EB | | Hour Totals | | WB | | Hour Totals | | Combined Totals | |
|------------|------------------|---------|-----------|-------------|-----------|---------|-----------|-------------|-----------|-----------------|-----------|
| | | Morning | Afternoon | Morning | Afternoon | Morning | Afternoon | Morning | Afternoon | Morning | Afternoon |
| 12:00 | | 32 | 98 | | | 29 | 162 | | | | |
| 12:15 | | 26 | 110 | | | 25 | 157 | | | | |
| 12:30 | | 16 | 82 | | | 28 | 149 | | | | |
| 12:45 | | 19 | 113 | 93 | 403 | 28 | 161 | 110 | 629 | 203 | 1032 |
| 01:00 | | 22 | 117 | | | 33 | 153 | | | | |
| 01:15 | | 19 | 115 | | | 17 | 146 | | | | |
| 01:30 | | 14 | 109 | | | 32 | 123 | | | | |
| 01:45 | | 17 | 141 | 72 | 482 | 26 | 130 | 108 | 552 | 180 | 1034 |
| 02:00 | | 18 | 129 | | | 17 | 128 | | | | |
| 02:15 | | 10 | 127 | | | 11 | 159 | | | | |
| 02:30 | | 8 | 142 | | | 10 | 146 | | | | |
| 02:45 | | 7 | 118 | 43 | 516 | 8 | 204 | 46 | 637 | 89 | 1153 |
| 03:00 | | 7 | 152 | | | 3 | 182 | | | | |
| 03:15 | | 10 | 151 | | | 3 | 165 | | | | |
| 03:30 | | 6 | 150 | | | 12 | 178 | | | | |
| 03:45 | | 6 | 170 | 29 | 623 | 11 | 185 | 29 | 710 | 58 | 1333 |
| 04:00 | | 12 | 178 | | | 7 | 177 | | | | |
| 04:15 | | 8 | 156 | | | 16 | 173 | | | | |
| 04:30 | | 13 | 181 | | | 22 | 182 | | | | |
| 04:45 | | 17 | 175 | 50 | 690 | 30 | 206 | 75 | 738 | 125 | 1428 |
| 05:00 | | 14 | 224 | | | 43 | 220 | | | | |
| 05:15 | | 17 | 247 | | | 49 | 238 | | | | |
| 05:30 | | 32 | 193 | | | 94 | 250 | | | | |
| 05:45 | | 39 | 147 | 102 | 811 | 131 | 223 | 317 | 931 | 419 | 1742 |
| 06:00 | | 46 | 191 | | | 121 | 201 | | | | |
| 06:15 | | 53 | 156 | | | 134 | 181 | | | | |
| 06:30 | | 90 | 175 | | | 143 | 185 | | | | |
| 06:45 | | 109 | 190 | 298 | 712 | 155 | 187 | 553 | 754 | 851 | 1466 |
| 07:00 | | 110 | 137 | | | 223 | 168 | | | | |
| 07:15 | | 130 | 130 | | | 191 | 203 | | | | |
| 07:30 | | 130 | 98 | | | 230 | 136 | | | | |
| 07:45 | | 142 | 113 | 512 | 478 | 234 | 132 | 878 | 639 | 1390 | 1117 |
| 08:00 | | 169 | 101 | | | 279 | 144 | | | | |
| 08:15 | | 181 | 104 | | | 264 | 119 | | | | |
| 08:30 | | 154 | 102 | | | 317 | 136 | | | | |
| 08:45 | | 181 | 98 | 685 | 405 | 242 | 120 | 1102 | 519 | 1787 | 924 |
| 09:00 | | 139 | 111 | | | 224 | 123 | | | | |
| 09:15 | | 138 | 71 | | | 246 | 109 | | | | |
| 09:30 | | 129 | 76 | | | 219 | 99 | | | | |
| 09:45 | | 118 | 78 | 524 | 336 | 176 | 86 | 865 | 417 | 1389 | 753 |
| 10:00 | | 149 | 69 | | | 172 | 81 | | | | |
| 10:15 | | 105 | 66 | | | 170 | 92 | | | | |
| 10:30 | | 102 | 62 | | | 168 | 72 | | | | |
| 10:45 | | 112 | 76 | 468 | 273 | 159 | 85 | 669 | 330 | 1137 | 603 |
| 11:00 | | 104 | 58 | | | 153 | 87 | | | | |
| 11:15 | | 96 | 52 | | | 137 | 99 | | | | |
| 11:30 | | 116 | 60 | | | 141 | 83 | | | | |
| 11:45 | | 107 | 40 | 423 | 210 | 180 | 55 | 611 | 324 | 1034 | 534 |
| Total | | 3299 | 5939 | | | 5363 | 7180 | | | 8662 | 13119 |
| Percent | | 35.7% | 64.3% | | | 42.8% | 57.2% | | | 39.8% | 60.2% |

Accurate Counts

978-664-2565

Location : Broadway
 Location : West of Third Street
 City/State: Cambridge, MA
 Counter : 18143

03800001
 Site Code: 03800001

| Start Time | 20-May-11 Fri | EB | | Hour Totals | | WB | | Hour Totals | | Combined Totals | |
|--------------------|------------------|--------------|--------------|-------------|-----------|--------------|--------------|-------------|-----------|-----------------|--------------|
| | | Morning | Afternoon | Morning | Afternoon | Morning | Afternoon | Morning | Afternoon | Morning | Afternoon |
| 12:00 | | 34 | 128 | | | 40 | 126 | | | | |
| 12:15 | | 32 | 114 | | | 33 | 131 | | | | |
| 12:30 | | 28 | 117 | | | 60 | 154 | | | | |
| 12:45 | | 20 | 117 | 114 | 476 | 38 | 132 | 171 | 543 | 285 | 1019 |
| 01:00 | | 26 | 107 | | | 31 | 135 | | | | |
| 01:15 | | 21 | 98 | | | 30 | 140 | | | | |
| 01:30 | | 22 | 112 | | | 28 | 150 | | | | |
| 01:45 | | 16 | 126 | 85 | 443 | 24 | 137 | 113 | 562 | 198 | 1005 |
| 02:00 | | 23 | 154 | | | 19 | 138 | | | | |
| 02:15 | | 19 | 168 | | | 24 | 159 | | | | |
| 02:30 | | 21 | 141 | | | 21 | 129 | | | | |
| 02:45 | | 16 | 165 | 79 | 628 | 16 | 144 | 80 | 570 | 159 | 1198 |
| 03:00 | | 8 | 163 | | | 18 | 159 | | | | |
| 03:15 | | 8 | 168 | | | 13 | 192 | | | | |
| 03:30 | | 9 | 173 | | | 13 | 142 | | | | |
| 03:45 | | 7 | 143 | 32 | 647 | 16 | 144 | 60 | 637 | 92 | 1284 |
| 04:00 | | 15 | 203 | | | 13 | 165 | | | | |
| 04:15 | | 12 | 175 | | | 11 | 166 | | | | |
| 04:30 | | 13 | 170 | | | 21 | 175 | | | | |
| 04:45 | | 14 | 189 | 54 | 737 | 30 | 153 | 75 | 659 | 129 | 1396 |
| 05:00 | | 16 | 217 | | | 32 | 175 | | | | |
| 05:15 | | 20 | 225 | | | 57 | 172 | | | | |
| 05:30 | | 29 | 188 | | | 71 | 170 | | | | |
| 05:45 | | 34 | 161 | 99 | 791 | 118 | 179 | 278 | 696 | 377 | 1487 |
| 06:00 | | 62 | 166 | | | 107 | 160 | | | | |
| 06:15 | | 54 | 144 | | | 132 | 135 | | | | |
| 06:30 | | 97 | 144 | | | 127 | 136 | | | | |
| 06:45 | | 110 | 136 | 323 | 590 | 166 | 153 | 532 | 584 | 855 | 1174 |
| 07:00 | | 104 | 116 | | | 169 | 132 | | | | |
| 07:15 | | 122 | 122 | | | 161 | 139 | | | | |
| 07:30 | | 111 | 108 | | | 190 | 140 | | | | |
| 07:45 | | 173 | 103 | 510 | 449 | 183 | 129 | 703 | 540 | 1213 | 989 |
| 08:00 | | 175 | 104 | | | 240 | 137 | | | | |
| 08:15 | | 157 | 107 | | | 225 | 130 | | | | |
| 08:30 | | 173 | 108 | | | 254 | 94 | | | | |
| 08:45 | | 153 | 90 | 658 | 409 | 222 | 101 | 941 | 462 | 1599 | 871 |
| 09:00 | | 142 | 116 | | | 228 | 107 | | | | |
| 09:15 | | 152 | 94 | | | 163 | 128 | | | | |
| 09:30 | | 125 | 104 | | | 173 | 128 | | | | |
| 09:45 | | 106 | 83 | 525 | 397 | 169 | 104 | 733 | 467 | 1258 | 864 |
| 10:00 | | 115 | 82 | | | 124 | 105 | | | | |
| 10:15 | | 100 | 96 | | | 136 | 110 | | | | |
| 10:30 | | 108 | 108 | | | 136 | 132 | | | | |
| 10:45 | | 102 | 91 | 425 | 377 | 139 | 114 | 535 | 461 | 960 | 838 |
| 11:00 | | 93 | 87 | | | 127 | 129 | | | | |
| 11:15 | | 92 | 80 | | | 102 | 121 | | | | |
| 11:30 | | 133 | 72 | | | 133 | 80 | | | | |
| 11:45 | | 125 | 69 | 443 | 308 | 137 | 76 | 499 | 406 | 942 | 714 |
| Total | | 3347 | 6252 | | | 4720 | 6587 | | | 8067 | 12839 |
| Percent | | 34.9% | 65.1% | | | 41.7% | 58.3% | | | 38.6% | 61.4% |
| Grand Total | | 16028 | 28665 | | | 23920 | 31880 | | | 39948 | 60545 |
| Percent | | 35.9% | 64.1% | | | 42.9% | 57.1% | | | 39.8% | 60.2% |

ADT

ADT 20,412

AADT 20,412

Accurate Counts
978-664-2565

Location : Broadway
Location : West of Third Street
City/State: Cambridge, MA
Counter : 18143

03800001
Site Code: 03800001

| Start Time | 16-May-11 | | Tue | | Wed | | Thu | | Fri | | Sat | | Sun | | Week Average | |
|------------|------------|------------|------------|------------|------------|-------------|------------|-------------|------------|------------|-----|----|-----|----|--------------|------------|
| | EB | WB | EB | WB | EB | WB | EB | WB | EB | WB | EB | WB | EB | WB | EB | WB |
| 12:00 AM | 68 | 89 | 71 | 125 | 86 | 119 | 93 | 110 | 114 | 171 | * | * | * | * | 86 | 123 |
| 01:00 | 36 | 52 | 52 | 78 | 68 | 99 | 72 | 108 | 85 | 113 | * | * | * | * | 63 | 90 |
| 02:00 | 38 | 40 | 35 | 39 | 45 | 46 | 43 | 46 | 79 | 80 | * | * | * | * | 48 | 50 |
| 03:00 | 25 | 34 | 23 | 32 | 30 | 30 | 29 | 29 | 32 | 60 | * | * | * | * | 28 | 37 |
| 04:00 | 39 | 66 | 36 | 61 | 40 | 72 | 50 | 75 | 54 | 75 | * | * | * | * | 44 | 70 |
| 05:00 | 110 | 302 | 94 | 288 | 91 | 268 | 102 | 317 | 99 | 278 | * | * | * | * | 99 | 291 |
| 06:00 | 288 | 565 | 311 | 509 | 286 | 537 | 298 | 553 | 323 | 532 | * | * | * | * | 301 | 539 |
| 07:00 | 443 | 666 | 488 | 617 | 504 | 720 | 512 | 878 | 510 | 703 | * | * | * | * | 491 | 717 |
| 08:00 | 633 | 947 | 644 | 810 | 630 | 1027 | 685 | 1102 | 658 | 941 | * | * | * | * | 650 | 965 |
| 09:00 | 492 | 778 | 513 | 720 | 564 | 752 | 524 | 865 | 525 | 733 | * | * | * | * | 524 | 770 |
| 10:00 | 418 | 540 | 450 | 539 | 478 | 620 | 468 | 669 | 425 | 535 | * | * | * | * | 448 | 581 |
| 11:00 | 418 | 527 | 432 | 555 | 403 | 568 | 423 | 611 | 443 | 499 | * | * | * | * | 424 | 552 |
| 12:00 PM | 420 | 520 | 425 | 545 | 291 | 573 | 403 | 629 | 476 | 543 | * | * | * | * | 403 | 562 |
| 01:00 | 462 | 483 | 487 | 508 | 513 | 563 | 482 | 552 | 443 | 562 | * | * | * | * | 477 | 534 |
| 02:00 | 473 | 511 | 531 | 524 | 557 | 538 | 516 | 637 | 628 | 570 | * | * | * | * | 541 | 556 |
| 03:00 | 557 | 628 | 634 | 587 | 565 | 637 | 623 | 710 | 647 | 637 | * | * | * | * | 605 | 640 |
| 04:00 | 662 | 720 | 682 | 646 | 701 | 731 | 690 | 738 | 737 | 659 | * | * | * | * | 694 | 699 |
| 05:00 | 780 | 848 | 816 | 727 | 787 | 801 | 811 | 931 | 791 | 696 | * | * | * | * | 797 | 801 |
| 06:00 | 581 | 720 | 629 | 585 | 640 | 691 | 712 | 754 | 590 | 584 | * | * | * | * | 630 | 667 |
| 07:00 | 403 | 481 | 447 | 510 | 503 | 477 | 478 | 639 | 449 | 540 | * | * | * | * | 456 | 529 |
| 08:00 | 308 | 361 | 323 | 379 | 312 | 382 | 405 | 519 | 409 | 462 | * | * | * | * | 351 | 421 |
| 09:00 | 223 | 316 | 295 | 310 | 318 | 350 | 336 | 417 | 397 | 467 | * | * | * | * | 314 | 372 |
| 10:00 | 180 | 250 | 213 | 270 | 251 | 306 | 273 | 330 | 377 | 461 | * | * | * | * | 259 | 323 |
| 11:00 | 157 | 185 | 164 | 244 | 184 | 206 | 210 | 324 | 308 | 406 | * | * | * | * | 205 | 273 |
| Lane | 8214 | 10629 | 8795 | 10208 | 8847 | 11113 | 9238 | 12543 | 9599 | 11307 | 0 | 0 | 0 | 0 | 8938 | 11162 |
| Day | 18843 | | 19003 | | 19960 | | 21781 | | 20906 | | 0 | | 0 | | 20100 | |
| AM Peak | 08:00 | 08:00 | 08:00 | 08:00 | 08:00 | 08:00 | 08:00 | 08:00 | 08:00 | 08:00 | | | | | 08:00 | 08:00 |
| Vol. | 633 | 947 | 644 | 810 | 630 | 1027 | 685 | 1102 | 658 | 941 | | | | | 650 | 965 |
| PM Peak | 17:00 | 17:00 | 17:00 | 17:00 | 17:00 | 17:00 | 17:00 | 17:00 | 17:00 | 17:00 | | | | | 17:00 | 17:00 |
| Vol. | 780 | 848 | 816 | 727 | 787 | 801 | 811 | 931 | 791 | 696 | | | | | 797 | 801 |

Comb. Total 18843 19003 19960 21781 20906 0 0 20100

ADT ADT 20,412 AADT 20,412

Accurate Counts

978-664-2565

Location : Main Street
 Location : East of Ames Street
 City/State: Cambridge, MA
 Counter : 18141

03800002
 Site Code: 03800002

| Start Time | 16-May-11 Mon | WB | | Hour Totals | | EB | | Hour Totals | | Combined Totals | |
|------------|------------------|---------|-----------|-------------|-----------|---------|-----------|-------------|-----------|-----------------|-----------|
| | | Morning | Afternoon | Morning | Afternoon | Morning | Afternoon | Morning | Afternoon | Morning | Afternoon |
| 12:00 | | 5 | 25 | | | 6 | 79 | | | | |
| 12:15 | | 4 | 16 | | | 12 | 62 | | | | |
| 12:30 | | 1 | 12 | | | 11 | 74 | | | | |
| 12:45 | | 3 | 21 | 13 | 74 | 7 | 72 | 36 | 287 | 49 | 361 |
| 01:00 | | 0 | 16 | | | 6 | 68 | | | | |
| 01:15 | | 1 | 23 | | | 7 | 78 | | | | |
| 01:30 | | 3 | 13 | | | 5 | 78 | | | | |
| 01:45 | | 0 | 33 | 4 | 85 | 10 | 88 | 28 | 312 | 32 | 397 |
| 02:00 | | 0 | 26 | | | 4 | 89 | | | | |
| 02:15 | | 2 | 19 | | | 9 | 72 | | | | |
| 02:30 | | 0 | 13 | | | 3 | 83 | | | | |
| 02:45 | | 0 | 21 | 2 | 79 | 4 | 76 | 20 | 320 | 22 | 399 |
| 03:00 | | 0 | 13 | | | 2 | 83 | | | | |
| 03:15 | | 2 | 22 | | | 1 | 91 | | | | |
| 03:30 | | 0 | 12 | | | 1 | 74 | | | | |
| 03:45 | | 1 | 21 | 3 | 68 | 4 | 77 | 8 | 325 | 11 | 393 |
| 04:00 | | 2 | 23 | | | 2 | 94 | | | | |
| 04:15 | | 2 | 28 | | | 3 | 77 | | | | |
| 04:30 | | 4 | 26 | | | 10 | 97 | | | | |
| 04:45 | | 1 | 26 | 9 | 103 | 17 | 107 | 32 | 375 | 41 | 478 |
| 05:00 | | 1 | 26 | | | 14 | 120 | | | | |
| 05:15 | | 5 | 20 | | | 17 | 123 | | | | |
| 05:30 | | 3 | 24 | | | 20 | 87 | | | | |
| 05:45 | | 5 | 28 | 14 | 98 | 23 | 92 | 74 | 422 | 88 | 520 |
| 06:00 | | 6 | 21 | | | 23 | 87 | | | | |
| 06:15 | | 7 | 29 | | | 28 | 83 | | | | |
| 06:30 | | 8 | 15 | | | 45 | 83 | | | | |
| 06:45 | | 14 | 26 | 35 | 91 | 54 | 69 | 150 | 322 | 185 | 413 |
| 07:00 | | 11 | 19 | | | 66 | 51 | | | | |
| 07:15 | | 12 | 18 | | | 63 | 55 | | | | |
| 07:30 | | 7 | 17 | | | 68 | 44 | | | | |
| 07:45 | | 18 | 13 | 48 | 67 | 60 | 58 | 257 | 208 | 305 | 275 |
| 08:00 | | 11 | 12 | | | 69 | 40 | | | | |
| 08:15 | | 20 | 8 | | | 81 | 40 | | | | |
| 08:30 | | 29 | 9 | | | 84 | 47 | | | | |
| 08:45 | | 17 | 12 | 77 | 41 | 90 | 46 | 324 | 173 | 401 | 214 |
| 09:00 | | 26 | 11 | | | 85 | 37 | | | | |
| 09:15 | | 19 | 3 | | | 97 | 33 | | | | |
| 09:30 | | 20 | 6 | | | 71 | 33 | | | | |
| 09:45 | | 13 | 14 | 78 | 34 | 59 | 39 | 312 | 142 | 390 | 176 |
| 10:00 | | 17 | 9 | | | 90 | 36 | | | | |
| 10:15 | | 14 | 7 | | | 65 | 32 | | | | |
| 10:30 | | 20 | 10 | | | 70 | 27 | | | | |
| 10:45 | | 15 | 5 | 66 | 31 | 63 | 27 | 288 | 122 | 354 | 153 |
| 11:00 | | 20 | 8 | | | 72 | 25 | | | | |
| 11:15 | | 21 | 8 | | | 61 | 18 | | | | |
| 11:30 | | 13 | 9 | | | 80 | 26 | | | | |
| 11:45 | | 24 | 2 | 78 | 27 | 74 | 14 | 287 | 83 | 365 | 110 |
| Total | | 427 | 798 | | | 1816 | 3091 | | | 2243 | 3889 |
| Percent | | 34.9% | 65.1% | | | 37.0% | 63.0% | | | 36.6% | 63.4% |

Accurate Counts
978-664-2565

Location : Main Street
Location : East of Ames Street
City/State: Cambridge, MA
Counter : 18141

03800002
Site Code: 03800002

| Start Time | 17-May-11 Tue | WB | | Hour Totals | | EB | | Hour Totals | | Combined Totals | |
|------------|------------------|---------|-----------|-------------|-----------|---------|-----------|-------------|-----------|-----------------|-----------|
| | | Morning | Afternoon | Morning | Afternoon | Morning | Afternoon | Morning | Afternoon | Morning | Afternoon |
| 12:00 | | 4 | 14 | | | 21 | 77 | | | | |
| 12:15 | | 2 | 16 | | | 16 | 79 | | | | |
| 12:30 | | 2 | 14 | | | 11 | 73 | | | | |
| 12:45 | | 1 | 14 | 9 | 58 | 14 | 96 | 62 | 325 | 71 | 383 |
| 01:00 | | 1 | 19 | | | 14 | 84 | | | | |
| 01:15 | | 3 | 20 | | | 11 | 82 | | | | |
| 01:30 | | 1 | 21 | | | 11 | 73 | | | | |
| 01:45 | | 1 | 32 | 6 | 92 | 9 | 75 | 45 | 314 | 51 | 406 |
| 02:00 | | 2 | 25 | | | 3 | 81 | | | | |
| 02:15 | | 0 | 22 | | | 11 | 99 | | | | |
| 02:30 | | 0 | 28 | | | 9 | 104 | | | | |
| 02:45 | | 1 | 22 | 3 | 97 | 8 | 100 | 31 | 384 | 34 | 481 |
| 03:00 | | 0 | 19 | | | 4 | 97 | | | | |
| 03:15 | | 1 | 13 | | | 2 | 84 | | | | |
| 03:30 | | 1 | 21 | | | 2 | 88 | | | | |
| 03:45 | | 0 | 29 | 2 | 82 | 4 | 86 | 12 | 355 | 14 | 437 |
| 04:00 | | 2 | 16 | | | 7 | 86 | | | | |
| 04:15 | | 0 | 20 | | | 5 | 91 | | | | |
| 04:30 | | 0 | 33 | | | 8 | 81 | | | | |
| 04:45 | | 2 | 22 | 4 | 91 | 10 | 128 | 30 | 386 | 34 | 477 |
| 05:00 | | 2 | 37 | | | 6 | 114 | | | | |
| 05:15 | | 7 | 30 | | | 15 | 111 | | | | |
| 05:30 | | 2 | 18 | | | 14 | 89 | | | | |
| 05:45 | | 2 | 26 | 13 | 111 | 22 | 100 | 57 | 414 | 70 | 525 |
| 06:00 | | 10 | 30 | | | 28 | 89 | | | | |
| 06:15 | | 7 | 25 | | | 24 | 98 | | | | |
| 06:30 | | 15 | 15 | | | 39 | 87 | | | | |
| 06:45 | | 16 | 20 | 48 | 90 | 43 | 73 | 134 | 347 | 182 | 437 |
| 07:00 | | 15 | 27 | | | 62 | 89 | | | | |
| 07:15 | | 32 | 20 | | | 64 | 72 | | | | |
| 07:30 | | 16 | 17 | | | 67 | 52 | | | | |
| 07:45 | | 15 | 13 | 78 | 77 | 79 | 50 | 272 | 263 | 350 | 340 |
| 08:00 | | 17 | 16 | | | 77 | 48 | | | | |
| 08:15 | | 24 | 10 | | | 68 | 43 | | | | |
| 08:30 | | 26 | 12 | | | 82 | 46 | | | | |
| 08:45 | | 29 | 9 | 96 | 47 | 95 | 53 | 322 | 190 | 418 | 237 |
| 09:00 | | 20 | 12 | | | 95 | 38 | | | | |
| 09:15 | | 18 | 9 | | | 77 | 38 | | | | |
| 09:30 | | 28 | 10 | | | 72 | 49 | | | | |
| 09:45 | | 16 | 17 | 82 | 48 | 88 | 49 | 332 | 174 | 414 | 222 |
| 10:00 | | 13 | 12 | | | 71 | 44 | | | | |
| 10:15 | | 16 | 10 | | | 83 | 46 | | | | |
| 10:30 | | 21 | 8 | | | 68 | 28 | | | | |
| 10:45 | | 17 | 6 | 67 | 36 | 56 | 42 | 278 | 160 | 345 | 196 |
| 11:00 | | 22 | 10 | | | 82 | 33 | | | | |
| 11:15 | | 20 | 5 | | | 77 | 19 | | | | |
| 11:30 | | 14 | 2 | | | 74 | 19 | | | | |
| 11:45 | | 15 | 3 | 71 | 20 | 66 | 30 | 299 | 101 | 370 | 121 |
| Total | | 479 | 849 | | | 1874 | 3413 | | | 2353 | 4262 |
| Percent | | 36.1% | 63.9% | | | 35.4% | 64.6% | | | 35.6% | 64.4% |

Accurate Counts
978-664-2565

Location : Main Street
Location : East of Ames Street
City/State: Cambridge, MA
Counter : 18141

03800002
Site Code: 03800002

| Start Time | 18-May-11 Wed | WB | | Hour Totals | | EB | | Hour Totals | | Combined Totals | |
|------------|------------------|---------|-----------|-------------|-----------|---------|-----------|-------------|-----------|-----------------|-----------|
| | | Morning | Afternoon | Morning | Afternoon | Morning | Afternoon | Morning | Afternoon | Morning | Afternoon |
| 12:00 | | 4 | 10 | | | 25 | 88 | | | | |
| 12:15 | | 5 | 24 | | | 22 | 84 | | | | |
| 12:30 | | 1 | 11 | | | 18 | 70 | | | | |
| 12:45 | | 1 | 16 | 11 | 61 | 17 | 75 | 82 | 317 | 93 | 378 |
| 01:00 | | 3 | 30 | | | 15 | 84 | | | | |
| 01:15 | | 0 | 19 | | | 13 | 84 | | | | |
| 01:30 | | 1 | 20 | | | 14 | 108 | | | | |
| 01:45 | | 0 | 31 | 4 | 100 | 9 | 81 | 51 | 357 | 55 | 457 |
| 02:00 | | 0 | 31 | | | 11 | 96 | | | | |
| 02:15 | | 0 | 24 | | | 12 | 91 | | | | |
| 02:30 | | 1 | 16 | | | 13 | 84 | | | | |
| 02:45 | | 1 | 21 | 2 | 92 | 7 | 84 | 43 | 355 | 45 | 447 |
| 03:00 | | 5 | 26 | | | 3 | 109 | | | | |
| 03:15 | | 0 | 32 | | | 3 | 79 | | | | |
| 03:30 | | 0 | 20 | | | 2 | 89 | | | | |
| 03:45 | | 1 | 17 | 6 | 95 | 5 | 105 | 13 | 382 | 19 | 477 |
| 04:00 | | 4 | 32 | | | 11 | 82 | | | | |
| 04:15 | | 2 | 21 | | | 7 | 79 | | | | |
| 04:30 | | 0 | 32 | | | 9 | 100 | | | | |
| 04:45 | | 4 | 25 | 10 | 110 | 6 | 114 | 33 | 375 | 43 | 485 |
| 05:00 | | 2 | 30 | | | 4 | 134 | | | | |
| 05:15 | | 3 | 37 | | | 11 | 97 | | | | |
| 05:30 | | 4 | 25 | | | 12 | 92 | | | | |
| 05:45 | | 0 | 36 | 9 | 128 | 19 | 106 | 46 | 429 | 55 | 557 |
| 06:00 | | 6 | 37 | | | 30 | 104 | | | | |
| 06:15 | | 9 | 25 | | | 31 | 107 | | | | |
| 06:30 | | 15 | 21 | | | 43 | 90 | | | | |
| 06:45 | | 10 | 26 | 40 | 109 | 47 | 77 | 151 | 378 | 191 | 487 |
| 07:00 | | 19 | 27 | | | 79 | 81 | | | | |
| 07:15 | | 20 | 24 | | | 67 | 65 | | | | |
| 07:30 | | 19 | 23 | | | 59 | 67 | | | | |
| 07:45 | | 23 | 10 | 81 | 84 | 74 | 59 | 279 | 272 | 360 | 356 |
| 08:00 | | 30 | 21 | | | 83 | 53 | | | | |
| 08:15 | | 13 | 8 | | | 77 | 54 | | | | |
| 08:30 | | 15 | 9 | | | 92 | 56 | | | | |
| 08:45 | | 18 | 10 | 76 | 48 | 87 | 37 | 339 | 200 | 415 | 248 |
| 09:00 | | 24 | 9 | | | 84 | 47 | | | | |
| 09:15 | | 24 | 11 | | | 85 | 50 | | | | |
| 09:30 | | 18 | 10 | | | 63 | 46 | | | | |
| 09:45 | | 22 | 8 | 88 | 38 | 79 | 53 | 311 | 196 | 399 | 234 |
| 10:00 | | 18 | 5 | | | 84 | 41 | | | | |
| 10:15 | | 27 | 5 | | | 66 | 44 | | | | |
| 10:30 | | 23 | 14 | | | 63 | 33 | | | | |
| 10:45 | | 18 | 6 | 86 | 30 | 87 | 36 | 300 | 154 | 386 | 184 |
| 11:00 | | 15 | 4 | | | 57 | 23 | | | | |
| 11:15 | | 14 | 8 | | | 80 | 33 | | | | |
| 11:30 | | 14 | 6 | | | 69 | 34 | | | | |
| 11:45 | | 19 | 3 | 62 | 21 | 87 | 31 | 293 | 121 | 355 | 142 |
| Total | | 475 | 916 | | | 1941 | 3536 | | | 2416 | 4452 |
| Percent | | 34.1% | 65.9% | | | 35.4% | 64.6% | | | 35.2% | 64.8% |

Accurate Counts
978-664-2565

Location : Main Street
Location : East of Ames Street
City/State: Cambridge, MA
Counter : 18141

03800002
Site Code: 03800002

| Start Time | 19-May-11 Thu | WB | | Hour Totals | | EB | | Hour Totals | | Combined Totals | |
|------------|------------------|---------|-----------|-------------|-----------|---------|-----------|-------------|-----------|-----------------|-----------|
| | | Morning | Afternoon | Morning | Afternoon | Morning | Afternoon | Morning | Afternoon | Morning | Afternoon |
| 12:00 | | 4 | 9 | | | 28 | 86 | | | | |
| 12:15 | | 4 | 22 | | | 25 | 71 | | | | |
| 12:30 | | 2 | 13 | | | 9 | 91 | | | | |
| 12:45 | | 2 | 21 | 12 | 65 | 19 | 97 | 81 | 345 | 93 | 410 |
| 01:00 | | 4 | 14 | | | 22 | 99 | | | | |
| 01:15 | | 0 | 15 | | | 28 | 83 | | | | |
| 01:30 | | 4 | 17 | | | 17 | 90 | | | | |
| 01:45 | | 2 | 29 | 10 | 75 | 15 | 88 | 82 | 360 | 92 | 435 |
| 02:00 | | 0 | 18 | | | 8 | 84 | | | | |
| 02:15 | | 1 | 22 | | | 12 | 89 | | | | |
| 02:30 | | 1 | 18 | | | 7 | 103 | | | | |
| 02:45 | | 0 | 28 | 2 | 86 | 4 | 108 | 31 | 384 | 33 | 470 |
| 03:00 | | 2 | 28 | | | 5 | 113 | | | | |
| 03:15 | | 1 | 18 | | | 11 | 72 | | | | |
| 03:30 | | 3 | 18 | | | 2 | 115 | | | | |
| 03:45 | | 4 | 22 | 10 | 86 | 4 | 95 | 22 | 395 | 32 | 481 |
| 04:00 | | 1 | 27 | | | 10 | 83 | | | | |
| 04:15 | | 1 | 16 | | | 12 | 99 | | | | |
| 04:30 | | 4 | 21 | | | 11 | 103 | | | | |
| 04:45 | | 1 | 30 | 7 | 94 | 14 | 123 | 47 | 408 | 54 | 502 |
| 05:00 | | 6 | 34 | | | 11 | 119 | | | | |
| 05:15 | | 2 | 41 | | | 11 | 116 | | | | |
| 05:30 | | 6 | 25 | | | 26 | 141 | | | | |
| 05:45 | | 5 | 32 | 19 | 132 | 27 | 108 | 75 | 484 | 94 | 616 |
| 06:00 | | 6 | 21 | | | 27 | 105 | | | | |
| 06:15 | | 9 | 21 | | | 33 | 102 | | | | |
| 06:30 | | 14 | 26 | | | 40 | 84 | | | | |
| 06:45 | | 19 | 33 | 48 | 101 | 46 | 101 | 146 | 392 | 194 | 493 |
| 07:00 | | 18 | 17 | | | 65 | 88 | | | | |
| 07:15 | | 17 | 19 | | | 74 | 58 | | | | |
| 07:30 | | 18 | 12 | | | 66 | 71 | | | | |
| 07:45 | | 22 | 13 | 75 | 61 | 76 | 66 | 281 | 283 | 356 | 344 |
| 08:00 | | 12 | 17 | | | 76 | 70 | | | | |
| 08:15 | | 21 | 12 | | | 70 | 57 | | | | |
| 08:30 | | 21 | 19 | | | 80 | 56 | | | | |
| 08:45 | | 15 | 17 | 69 | 65 | 95 | 52 | 321 | 235 | 390 | 300 |
| 09:00 | | 22 | 15 | | | 95 | 43 | | | | |
| 09:15 | | 18 | 10 | | | 97 | 58 | | | | |
| 09:30 | | 23 | 8 | | | 97 | 43 | | | | |
| 09:45 | | 18 | 6 | 81 | 39 | 66 | 53 | 355 | 197 | 436 | 236 |
| 10:00 | | 19 | 10 | | | 79 | 30 | | | | |
| 10:15 | | 18 | 9 | | | 63 | 37 | | | | |
| 10:30 | | 19 | 10 | | | 88 | 45 | | | | |
| 10:45 | | 18 | 6 | 74 | 35 | 74 | 38 | 304 | 150 | 378 | 185 |
| 11:00 | | 26 | 5 | | | 77 | 21 | | | | |
| 11:15 | | 23 | 6 | | | 87 | 40 | | | | |
| 11:30 | | 29 | 10 | | | 98 | 32 | | | | |
| 11:45 | | 17 | 7 | 95 | 28 | 84 | 34 | 346 | 127 | 441 | 155 |
| Total | | 502 | 867 | | | 2091 | 3760 | | | 2593 | 4627 |
| Percent | | 36.7% | 63.3% | | | 35.7% | 64.3% | | | 35.9% | 64.1% |

Accurate Counts

978-664-2565

Location : Main Street
 Location : East of Ames Street
 City/State: Cambridge, MA
 Counter : 18141

03800002
 Site Code: 03800002

| Start Time | 20-May-11 Fri | WB | | Hour Totals | | EB | | Hour Totals | | Combined Totals | |
|--------------------|------------------|---------|-----------|-------------|-----------|---------|-----------|-------------|-----------|-----------------|-----------|
| | | Morning | Afternoon | Morning | Afternoon | Morning | Afternoon | Morning | Afternoon | Morning | Afternoon |
| 12:00 | | 5 | 17 | | | 30 | 89 | | | | |
| 12:15 | | 1 | 13 | | | 25 | 110 | | | | |
| 12:30 | | 3 | 13 | | | 20 | 96 | | | | |
| 12:45 | | 0 | 19 | 9 | 62 | 19 | 102 | 94 | 397 | 103 | 459 |
| 01:00 | | 3 | 9 | | | 17 | 95 | | | | |
| 01:15 | | 1 | 13 | | | 28 | 92 | | | | |
| 01:30 | | 1 | 21 | | | 13 | 115 | | | | |
| 01:45 | | 2 | 22 | 7 | 65 | 17 | 83 | 75 | 385 | 82 | 450 |
| 02:00 | | 1 | 17 | | | 19 | 105 | | | | |
| 02:15 | | 0 | 30 | | | 16 | 88 | | | | |
| 02:30 | | 1 | 17 | | | 17 | 94 | | | | |
| 02:45 | | 1 | 25 | 3 | 89 | 9 | 95 | 61 | 382 | 64 | 471 |
| 03:00 | | 5 | 25 | | | 4 | 96 | | | | |
| 03:15 | | 0 | 22 | | | 8 | 86 | | | | |
| 03:30 | | 1 | 23 | | | 7 | 100 | | | | |
| 03:45 | | 2 | 24 | 8 | 94 | 6 | 100 | 25 | 382 | 33 | 476 |
| 04:00 | | 0 | 23 | | | 11 | 99 | | | | |
| 04:15 | | 1 | 14 | | | 10 | 110 | | | | |
| 04:30 | | 2 | 24 | | | 10 | 103 | | | | |
| 04:45 | | 3 | 24 | 6 | 85 | 8 | 107 | 39 | 419 | 45 | 504 |
| 05:00 | | 3 | 25 | | | 15 | 112 | | | | |
| 05:15 | | 2 | 34 | | | 11 | 107 | | | | |
| 05:30 | | 3 | 25 | | | 24 | 92 | | | | |
| 05:45 | | 7 | 31 | 15 | 115 | 41 | 90 | 91 | 401 | 106 | 516 |
| 06:00 | | 6 | 32 | | | 29 | 89 | | | | |
| 06:15 | | 8 | 18 | | | 38 | 75 | | | | |
| 06:30 | | 19 | 18 | | | 34 | 83 | | | | |
| 06:45 | | 22 | 17 | 55 | 85 | 54 | 79 | 155 | 326 | 210 | 411 |
| 07:00 | | 16 | 14 | | | 73 | 66 | | | | |
| 07:15 | | 23 | 16 | | | 69 | 67 | | | | |
| 07:30 | | 18 | 15 | | | 69 | 66 | | | | |
| 07:45 | | 27 | 21 | 84 | 66 | 81 | 53 | 292 | 252 | 376 | 318 |
| 08:00 | | 18 | 12 | | | 78 | 66 | | | | |
| 08:15 | | 19 | 13 | | | 73 | 50 | | | | |
| 08:30 | | 20 | 13 | | | 75 | 51 | | | | |
| 08:45 | | 21 | 12 | 78 | 50 | 82 | 40 | 308 | 207 | 386 | 257 |
| 09:00 | | 24 | 8 | | | 85 | 44 | | | | |
| 09:15 | | 10 | 7 | | | 54 | 55 | | | | |
| 09:30 | | 28 | 12 | | | 76 | 41 | | | | |
| 09:45 | | 27 | 13 | 89 | 40 | 71 | 58 | 286 | 198 | 375 | 238 |
| 10:00 | | 17 | 10 | | | 75 | 39 | | | | |
| 10:15 | | 16 | 5 | | | 67 | 34 | | | | |
| 10:30 | | 10 | 6 | | | 74 | 44 | | | | |
| 10:45 | | 20 | 13 | 63 | 34 | 76 | 40 | 292 | 157 | 355 | 191 |
| 11:00 | | 12 | 5 | | | 78 | 60 | | | | |
| 11:15 | | 13 | 6 | | | 82 | 39 | | | | |
| 11:30 | | 22 | 7 | | | 75 | 33 | | | | |
| 11:45 | | 35 | 7 | 82 | 25 | 73 | 40 | 308 | 172 | 390 | 197 |
| Total | | 499 | 810 | | | 2026 | 3678 | | | 2525 | 4488 |
| Percent | | 38.1% | 61.9% | | | 35.5% | 64.5% | | | 36.0% | 64.0% |
| Grand Total | | 2382 | 4240 | | | 9748 | 17478 | | | 12130 | 21718 |
| Percent | | 36.0% | 64.0% | | | 35.8% | 64.2% | | | 35.8% | 64.2% |

ADT

ADT 6,428

AADT 6,428

Accurate Counts

978-664-2565

Location : Main Street
 Location : East of Ames Street
 City/State: Cambridge, MA
 Counter : 18141

03800002
 Site Code: 0380002

| Start Time | 16-May-11 | | Tue | | Wed | | Thu | | Fri | | Sat | | Sun | | Week Average | |
|------------|------------|------------|------------|------------|------------|------------|------------|------------|------------|------------|-----|----|-----|----|--------------|------------|
| | WB | EB | WB | EB | WB | EB | WB | EB | WB | EB | WB | EB | WB | EB | WB | EB |
| 12:00 AM | 13 | 36 | 9 | 62 | 11 | 82 | 12 | 81 | 9 | 94 | * | * | * | * | 11 | 71 |
| 01:00 | 4 | 28 | 6 | 45 | 4 | 51 | 10 | 82 | 7 | 75 | * | * | * | * | 6 | 56 |
| 02:00 | 2 | 20 | 3 | 31 | 2 | 43 | 2 | 31 | 3 | 61 | * | * | * | * | 2 | 37 |
| 03:00 | 3 | 8 | 2 | 12 | 6 | 13 | 10 | 22 | 8 | 25 | * | * | * | * | 6 | 16 |
| 04:00 | 9 | 32 | 4 | 30 | 10 | 33 | 7 | 47 | 6 | 39 | * | * | * | * | 7 | 36 |
| 05:00 | 14 | 74 | 13 | 57 | 9 | 46 | 19 | 75 | 15 | 91 | * | * | * | * | 14 | 69 |
| 06:00 | 35 | 150 | 48 | 134 | 40 | 151 | 48 | 146 | 55 | 155 | * | * | * | * | 45 | 147 |
| 07:00 | 48 | 257 | 78 | 272 | 81 | 279 | 75 | 281 | 84 | 292 | * | * | * | * | 73 | 276 |
| 08:00 | 77 | 324 | 96 | 322 | 76 | 339 | 69 | 321 | 78 | 308 | * | * | * | * | 79 | 323 |
| 09:00 | 78 | 312 | 82 | 332 | 88 | 311 | 81 | 355 | 89 | 286 | * | * | * | * | 84 | 319 |
| 10:00 | 66 | 288 | 67 | 278 | 86 | 300 | 74 | 304 | 63 | 292 | * | * | * | * | 71 | 292 |
| 11:00 | 78 | 287 | 71 | 299 | 62 | 293 | 95 | 346 | 82 | 308 | * | * | * | * | 78 | 307 |
| 12:00 PM | 74 | 287 | 58 | 325 | 61 | 317 | 65 | 345 | 62 | 397 | * | * | * | * | 64 | 334 |
| 01:00 | 85 | 312 | 92 | 314 | 100 | 357 | 75 | 360 | 65 | 385 | * | * | * | * | 83 | 346 |
| 02:00 | 79 | 320 | 97 | 384 | 92 | 355 | 86 | 384 | 89 | 382 | * | * | * | * | 89 | 365 |
| 03:00 | 68 | 325 | 82 | 355 | 95 | 382 | 86 | 395 | 94 | 382 | * | * | * | * | 85 | 368 |
| 04:00 | 103 | 375 | 91 | 386 | 110 | 375 | 94 | 408 | 85 | 419 | * | * | * | * | 97 | 393 |
| 05:00 | 98 | 422 | 111 | 414 | 128 | 429 | 132 | 484 | 115 | 401 | * | * | * | * | 117 | 430 |
| 06:00 | 91 | 322 | 90 | 347 | 109 | 378 | 101 | 392 | 85 | 326 | * | * | * | * | 95 | 353 |
| 07:00 | 67 | 208 | 77 | 263 | 84 | 272 | 61 | 283 | 66 | 252 | * | * | * | * | 71 | 256 |
| 08:00 | 41 | 173 | 47 | 190 | 48 | 200 | 65 | 235 | 50 | 207 | * | * | * | * | 50 | 201 |
| 09:00 | 34 | 142 | 48 | 174 | 38 | 196 | 39 | 197 | 40 | 198 | * | * | * | * | 40 | 181 |
| 10:00 | 31 | 122 | 36 | 160 | 30 | 154 | 35 | 150 | 34 | 157 | * | * | * | * | 33 | 149 |
| 11:00 | 27 | 83 | 20 | 101 | 21 | 121 | 28 | 127 | 25 | 172 | * | * | * | * | 24 | 121 |
| Lane | 1225 | 4907 | 1328 | 5287 | 1391 | 5477 | 1369 | 5851 | 1309 | 5704 | 0 | 0 | 0 | 0 | 1324 | 5446 |
| Day | 6132 | | 6615 | | 6868 | | 7220 | | 7013 | | 0 | | 0 | | 6770 | |
| AM Peak | 09:00 | 08:00 | 08:00 | 09:00 | 09:00 | 08:00 | 11:00 | 09:00 | 09:00 | 08:00 | | | | | 09:00 | 08:00 |
| Vol. | 78 | 324 | 96 | 332 | 88 | 339 | 95 | 355 | 89 | 308 | | | | | 84 | 323 |
| PM Peak | 16:00 | 17:00 | 17:00 | 17:00 | 17:00 | 17:00 | 17:00 | 17:00 | 17:00 | 16:00 | | | | | 17:00 | 17:00 |
| Vol. | 103 | 422 | 111 | 414 | 128 | 429 | 132 | 484 | 115 | 419 | | | | | 117 | 430 |

Comb. Total 6132 6615 6868 7220 7013 0 0 6770

ADT ADT 6,428 AADT 6,428

Accurate Counts
978-664-2565

Location : Vassar Street
 Location : South of Main Street
 City/State: Cambridge, MA
 Counter : 18140

03800003
 Site Code: 03800003

| Start Time | 16-May-11 Mon | NB | | Hour Totals | | SB | | Hour Totals | | Combined Totals | |
|------------|---------------|---------|-----------|-------------|-----------|---------|-----------|-------------|-----------|-----------------|-----------|
| | | Morning | Afternoon | Morning | Afternoon | Morning | Afternoon | Morning | Afternoon | Morning | Afternoon |
| 12:00 | | 11 | 84 | | | 2 | 67 | | | | |
| 12:15 | | 20 | 66 | | | 8 | 75 | | | | |
| 12:30 | | 10 | 84 | | | 12 | 94 | | | | |
| 12:45 | | 14 | 88 | 55 | 322 | 6 | 62 | 28 | 298 | 83 | 620 |
| 01:00 | | 7 | 82 | | | 3 | 60 | | | | |
| 01:15 | | 7 | 100 | | | 0 | 57 | | | | |
| 01:30 | | 10 | 85 | | | 13 | 60 | | | | |
| 01:45 | | 10 | 84 | 34 | 351 | 6 | 60 | 22 | 237 | 56 | 588 |
| 02:00 | | 10 | 79 | | | 2 | 55 | | | | |
| 02:15 | | 8 | 78 | | | 3 | 88 | | | | |
| 02:30 | | 9 | 97 | | | 3 | 79 | | | | |
| 02:45 | | 4 | 87 | 31 | 341 | 1 | 65 | 9 | 287 | 40 | 628 |
| 03:00 | | 6 | 91 | | | 1 | 77 | | | | |
| 03:15 | | 3 | 102 | | | 3 | 67 | | | | |
| 03:30 | | 8 | 94 | | | 10 | 96 | | | | |
| 03:45 | | 12 | 77 | 29 | 364 | 6 | 95 | 20 | 335 | 49 | 699 |
| 04:00 | | 3 | 111 | | | 6 | 97 | | | | |
| 04:15 | | 16 | 99 | | | 12 | 69 | | | | |
| 04:30 | | 10 | 105 | | | 11 | 115 | | | | |
| 04:45 | | 11 | 112 | 40 | 427 | 9 | 95 | 38 | 376 | 78 | 803 |
| 05:00 | | 12 | 138 | | | 13 | 86 | | | | |
| 05:15 | | 14 | 111 | | | 28 | 73 | | | | |
| 05:30 | | 27 | 126 | | | 40 | 87 | | | | |
| 05:45 | | 40 | 113 | 93 | 488 | 38 | 92 | 119 | 338 | 212 | 826 |
| 06:00 | | 37 | 115 | | | 48 | 69 | | | | |
| 06:15 | | 59 | 94 | | | 53 | 76 | | | | |
| 06:30 | | 57 | 72 | | | 69 | 79 | | | | |
| 06:45 | | 72 | 85 | 225 | 366 | 105 | 61 | 275 | 285 | 500 | 651 |
| 07:00 | | 112 | 75 | | | 75 | 56 | | | | |
| 07:15 | | 81 | 72 | | | 71 | 58 | | | | |
| 07:30 | | 106 | 65 | | | 99 | 42 | | | | |
| 07:45 | | 93 | 45 | 392 | 257 | 107 | 43 | 352 | 199 | 744 | 456 |
| 08:00 | | 100 | 44 | | | 108 | 44 | | | | |
| 08:15 | | 131 | 49 | | | 97 | 27 | | | | |
| 08:30 | | 129 | 57 | | | 142 | 41 | | | | |
| 08:45 | | 124 | 36 | 484 | 186 | 115 | 31 | 462 | 143 | 946 | 329 |
| 09:00 | | 127 | 42 | | | 115 | 38 | | | | |
| 09:15 | | 115 | 25 | | | 68 | 43 | | | | |
| 09:30 | | 87 | 38 | | | 82 | 18 | | | | |
| 09:45 | | 93 | 36 | 422 | 141 | 100 | 28 | 365 | 127 | 787 | 268 |
| 10:00 | | 84 | 28 | | | 77 | 39 | | | | |
| 10:15 | | 68 | 24 | | | 80 | 33 | | | | |
| 10:30 | | 74 | 30 | | | 68 | 25 | | | | |
| 10:45 | | 87 | 27 | 313 | 109 | 61 | 24 | 286 | 121 | 599 | 230 |
| 11:00 | | 101 | 27 | | | 62 | 15 | | | | |
| 11:15 | | 82 | 16 | | | 62 | 13 | | | | |
| 11:30 | | 82 | 29 | | | 54 | 15 | | | | |
| 11:45 | | 90 | 16 | 355 | 88 | 70 | 9 | 248 | 52 | 603 | 140 |
| Total | | 2473 | 3440 | | | 2224 | 2798 | | | 4697 | 6238 |
| Percent | | 41.8% | 58.2% | | | 44.3% | 55.7% | | | 43.0% | 57.0% |

Accurate Counts
978-664-2565

Location : Vassar Street
 Location : South of Main Street
 City/State: Cambridge, MA
 Counter : 18140

03800003
 Site Code: 03800003

| Start Time | 17-May-11 Tue | NB | | Hour Totals | | SB | | Hour Totals | | Combined Totals | |
|------------|------------------|---------|-----------|-------------|-----------|---------|-----------|-------------|-----------|-----------------|-----------|
| | | Morning | Afternoon | Morning | Afternoon | Morning | Afternoon | Morning | Afternoon | Morning | Afternoon |
| 12:00 | | 17 | 69 | | | 15 | 69 | | | | |
| 12:15 | | 10 | 90 | | | 13 | 69 | | | | |
| 12:30 | | 10 | 66 | | | 8 | 78 | | | | |
| 12:45 | | 12 | 82 | 49 | 307 | 6 | 80 | 42 | 296 | 91 | 603 |
| 01:00 | | 6 | 86 | | | 13 | 65 | | | | |
| 01:15 | | 7 | 83 | | | 16 | 65 | | | | |
| 01:30 | | 5 | 76 | | | 6 | 64 | | | | |
| 01:45 | | 12 | 72 | 30 | 317 | 3 | 64 | 38 | 258 | 68 | 575 |
| 02:00 | | 7 | 106 | | | 4 | 81 | | | | |
| 02:15 | | 6 | 73 | | | 9 | 62 | | | | |
| 02:30 | | 6 | 99 | | | 2 | 64 | | | | |
| 02:45 | | 2 | 99 | 21 | 377 | 4 | 70 | 19 | 277 | 40 | 654 |
| 03:00 | | 6 | 102 | | | 3 | 95 | | | | |
| 03:15 | | 7 | 89 | | | 3 | 77 | | | | |
| 03:30 | | 5 | 95 | | | 7 | 98 | | | | |
| 03:45 | | 5 | 111 | 23 | 397 | 10 | 86 | 23 | 356 | 46 | 753 |
| 04:00 | | 9 | 92 | | | 2 | 104 | | | | |
| 04:15 | | 13 | 94 | | | 8 | 70 | | | | |
| 04:30 | | 7 | 116 | | | 14 | 83 | | | | |
| 04:45 | | 3 | 118 | 32 | 420 | 17 | 99 | 41 | 356 | 73 | 776 |
| 05:00 | | 10 | 154 | | | 17 | 115 | | | | |
| 05:15 | | 19 | 108 | | | 33 | 108 | | | | |
| 05:30 | | 24 | 97 | | | 45 | 98 | | | | |
| 05:45 | | 39 | 129 | 92 | 488 | 52 | 91 | 147 | 412 | 239 | 900 |
| 06:00 | | 45 | 96 | | | 56 | 99 | | | | |
| 06:15 | | 57 | 99 | | | 55 | 73 | | | | |
| 06:30 | | 54 | 105 | | | 70 | 79 | | | | |
| 06:45 | | 80 | 94 | 236 | 394 | 79 | 74 | 260 | 325 | 496 | 719 |
| 07:00 | | 114 | 70 | | | 96 | 69 | | | | |
| 07:15 | | 99 | 85 | | | 84 | 55 | | | | |
| 07:30 | | 118 | 78 | | | 102 | 45 | | | | |
| 07:45 | | 118 | 62 | 449 | 295 | 119 | 46 | 401 | 215 | 850 | 510 |
| 08:00 | | 135 | 71 | | | 115 | 55 | | | | |
| 08:15 | | 113 | 56 | | | 106 | 41 | | | | |
| 08:30 | | 119 | 39 | | | 119 | 31 | | | | |
| 08:45 | | 119 | 50 | 486 | 216 | 118 | 37 | 458 | 164 | 944 | 380 |
| 09:00 | | 128 | 54 | | | 84 | 34 | | | | |
| 09:15 | | 118 | 38 | | | 108 | 37 | | | | |
| 09:30 | | 101 | 37 | | | 93 | 32 | | | | |
| 09:45 | | 92 | 40 | 439 | 169 | 83 | 31 | 368 | 134 | 807 | 303 |
| 10:00 | | 74 | 40 | | | 75 | 25 | | | | |
| 10:15 | | 85 | 43 | | | 67 | 36 | | | | |
| 10:30 | | 83 | 40 | | | 103 | 31 | | | | |
| 10:45 | | 86 | 22 | 328 | 145 | 68 | 40 | 313 | 132 | 641 | 277 |
| 11:00 | | 90 | 24 | | | 72 | 18 | | | | |
| 11:15 | | 81 | 26 | | | 85 | 14 | | | | |
| 11:30 | | 96 | 24 | | | 81 | 20 | | | | |
| 11:45 | | 84 | 24 | 351 | 98 | 77 | 21 | 315 | 73 | 666 | 171 |
| Total | | 2536 | 3623 | | | 2425 | 2998 | | | 4961 | 6621 |
| Percent | | 41.2% | 58.8% | | | 44.7% | 55.3% | | | 42.8% | 57.2% |

Accurate Counts
978-664-2565

Location : Vassar Street
 Location : South of Main Street
 City/State: Cambridge, MA
 Counter : 18140

03800003
 Site Code: 03800003

| Start Time | 18-May-11 Wed | NB | | Hour Totals | | SB | | Hour Totals | | Combined Totals | |
|------------|------------------|---------|-----------|-------------|-----------|---------|-----------|-------------|-----------|-----------------|-----------|
| | | Morning | Afternoon | Morning | Afternoon | Morning | Afternoon | Morning | Afternoon | Morning | Afternoon |
| 12:00 | | 25 | 89 | | | 17 | 63 | | | | |
| 12:15 | | 22 | 80 | | | 8 | 61 | | | | |
| 12:30 | | 16 | 88 | | | 9 | 73 | | | | |
| 12:45 | | 10 | 76 | 73 | 333 | 7 | 76 | 41 | 273 | 114 | 606 |
| 01:00 | | 10 | 99 | | | 5 | 63 | | | | |
| 01:15 | | 5 | 102 | | | 13 | 71 | | | | |
| 01:30 | | 7 | 106 | | | 5 | 73 | | | | |
| 01:45 | | 12 | 91 | 34 | 398 | 9 | 66 | 32 | 273 | 66 | 671 |
| 02:00 | | 13 | 100 | | | 5 | 86 | | | | |
| 02:15 | | 7 | 88 | | | 4 | 85 | | | | |
| 02:30 | | 7 | 101 | | | 3 | 73 | | | | |
| 02:45 | | 10 | 96 | 37 | 385 | 3 | 77 | 15 | 321 | 52 | 706 |
| 03:00 | | 6 | 113 | | | 1 | 73 | | | | |
| 03:15 | | 4 | 111 | | | 4 | 99 | | | | |
| 03:30 | | 5 | 125 | | | 3 | 82 | | | | |
| 03:45 | | 5 | 106 | 20 | 455 | 8 | 78 | 16 | 332 | 36 | 787 |
| 04:00 | | 12 | 107 | | | 8 | 79 | | | | |
| 04:15 | | 9 | 122 | | | 8 | 78 | | | | |
| 04:30 | | 6 | 102 | | | 11 | 83 | | | | |
| 04:45 | | 1 | 128 | 28 | 459 | 20 | 103 | 47 | 343 | 75 | 802 |
| 05:00 | | 16 | 112 | | | 18 | 118 | | | | |
| 05:15 | | 14 | 144 | | | 32 | 106 | | | | |
| 05:30 | | 22 | 102 | | | 41 | 97 | | | | |
| 05:45 | | 25 | 123 | 77 | 481 | 38 | 98 | 129 | 419 | 206 | 900 |
| 06:00 | | 37 | 117 | | | 50 | 94 | | | | |
| 06:15 | | 61 | 100 | | | 61 | 69 | | | | |
| 06:30 | | 50 | 94 | | | 75 | 103 | | | | |
| 06:45 | | 74 | 85 | 222 | 396 | 89 | 97 | 275 | 363 | 497 | 759 |
| 07:00 | | 116 | 94 | | | 95 | 63 | | | | |
| 07:15 | | 95 | 90 | | | 90 | 62 | | | | |
| 07:30 | | 98 | 86 | | | 102 | 53 | | | | |
| 07:45 | | 143 | 60 | 452 | 330 | 105 | 44 | 392 | 222 | 844 | 552 |
| 08:00 | | 127 | 72 | | | 121 | 45 | | | | |
| 08:15 | | 137 | 45 | | | 121 | 40 | | | | |
| 08:30 | | 131 | 52 | | | 126 | 52 | | | | |
| 08:45 | | 135 | 38 | 530 | 207 | 119 | 31 | 487 | 168 | 1017 | 375 |
| 09:00 | | 133 | 39 | | | 116 | 50 | | | | |
| 09:15 | | 122 | 30 | | | 107 | 57 | | | | |
| 09:30 | | 120 | 51 | | | 83 | 32 | | | | |
| 09:45 | | 105 | 54 | 480 | 174 | 88 | 29 | 394 | 168 | 874 | 342 |
| 10:00 | | 106 | 32 | | | 76 | 44 | | | | |
| 10:15 | | 87 | 33 | | | 82 | 37 | | | | |
| 10:30 | | 94 | 33 | | | 70 | 32 | | | | |
| 10:45 | | 90 | 34 | 377 | 132 | 67 | 30 | 295 | 143 | 672 | 275 |
| 11:00 | | 96 | 19 | | | 81 | 21 | | | | |
| 11:15 | | 82 | 22 | | | 73 | 20 | | | | |
| 11:30 | | 100 | 22 | | | 86 | 24 | | | | |
| 11:45 | | 88 | 29 | 366 | 92 | 74 | 14 | 314 | 79 | 680 | 171 |
| Total | | 2696 | 3842 | | | 2437 | 3104 | | | 5133 | 6946 |
| Percent | | 41.2% | 58.8% | | | 44.0% | 56.0% | | | 42.5% | 57.5% |

Accurate Counts
978-664-2565

Location : Vassar Street
 Location : South of Main Street
 City/State: Cambridge, MA
 Counter : 18140

03800003
 Site Code: 03800003

| Start Time | 19-May-11 Thu | NB | | Hour Totals | | SB | | Hour Totals | | Combined Totals | |
|------------|------------------|---------|-----------|-------------|-----------|---------|-----------|-------------|-----------|-----------------|-----------|
| | | Morning | Afternoon | Morning | Afternoon | Morning | Afternoon | Morning | Afternoon | Morning | Afternoon |
| 12:00 | | 30 | 93 | | | 9 | 60 | | | | |
| 12:15 | | 10 | 67 | | | 10 | 77 | | | | |
| 12:30 | | 10 | 103 | | | 12 | 73 | | | | |
| 12:45 | | 10 | 83 | 60 | 346 | 15 | 74 | 46 | 284 | 106 | 630 |
| 01:00 | | 10 | 84 | | | 11 | 63 | | | | |
| 01:15 | | 7 | 94 | | | 7 | 70 | | | | |
| 01:30 | | 10 | 94 | | | 8 | 65 | | | | |
| 01:45 | | 13 | 92 | 40 | 364 | 7 | 63 | 33 | 261 | 73 | 625 |
| 02:00 | | 6 | 94 | | | 13 | 81 | | | | |
| 02:15 | | 14 | 73 | | | 6 | 111 | | | | |
| 02:30 | | 4 | 108 | | | 8 | 80 | | | | |
| 02:45 | | 8 | 88 | 32 | 363 | 7 | 80 | 34 | 352 | 66 | 715 |
| 03:00 | | 3 | 89 | | | 3 | 103 | | | | |
| 03:15 | | 10 | 109 | | | 11 | 77 | | | | |
| 03:30 | | 9 | 112 | | | 3 | 69 | | | | |
| 03:45 | | 8 | 119 | 30 | 429 | 7 | 92 | 24 | 341 | 54 | 770 |
| 04:00 | | 8 | 111 | | | 9 | 75 | | | | |
| 04:15 | | 8 | 110 | | | 6 | 98 | | | | |
| 04:30 | | 15 | 112 | | | 9 | 87 | | | | |
| 04:45 | | 5 | 119 | 36 | 452 | 14 | 117 | 38 | 377 | 74 | 829 |
| 05:00 | | 8 | 146 | | | 21 | 112 | | | | |
| 05:15 | | 29 | 127 | | | 38 | 98 | | | | |
| 05:30 | | 27 | 131 | | | 44 | 124 | | | | |
| 05:45 | | 40 | 109 | 104 | 513 | 50 | 103 | 153 | 437 | 257 | 950 |
| 06:00 | | 41 | 142 | | | 52 | 65 | | | | |
| 06:15 | | 60 | 100 | | | 58 | 81 | | | | |
| 06:30 | | 63 | 96 | | | 72 | 87 | | | | |
| 06:45 | | 94 | 95 | 258 | 433 | 87 | 67 | 269 | 300 | 527 | 733 |
| 07:00 | | 96 | 92 | | | 86 | 62 | | | | |
| 07:15 | | 82 | 74 | | | 80 | 72 | | | | |
| 07:30 | | 114 | 68 | | | 98 | 55 | | | | |
| 07:45 | | 125 | 56 | 417 | 290 | 101 | 51 | 365 | 240 | 782 | 530 |
| 08:00 | | 112 | 58 | | | 115 | 60 | | | | |
| 08:15 | | 109 | 54 | | | 116 | 50 | | | | |
| 08:30 | | 139 | 56 | | | 127 | 35 | | | | |
| 08:45 | | 152 | 42 | 512 | 210 | 92 | 56 | 450 | 201 | 962 | 411 |
| 09:00 | | 124 | 33 | | | 99 | 40 | | | | |
| 09:15 | | 133 | 49 | | | 116 | 34 | | | | |
| 09:30 | | 124 | 53 | | | 106 | 43 | | | | |
| 09:45 | | 82 | 51 | 463 | 186 | 98 | 33 | 419 | 150 | 882 | 336 |
| 10:00 | | 100 | 33 | | | 94 | 47 | | | | |
| 10:15 | | 74 | 24 | | | 94 | 30 | | | | |
| 10:30 | | 83 | 39 | | | 91 | 43 | | | | |
| 10:45 | | 90 | 34 | 347 | 130 | 85 | 26 | 364 | 146 | 711 | 276 |
| 11:00 | | 99 | 42 | | | 60 | 28 | | | | |
| 11:15 | | 85 | 42 | | | 84 | 17 | | | | |
| 11:30 | | 112 | 22 | | | 80 | 20 | | | | |
| 11:45 | | 97 | 23 | 393 | 129 | 80 | 18 | 304 | 83 | 697 | 212 |
| Total | | 2692 | 3845 | | | 2499 | 3172 | | | 5191 | 7017 |
| Percent | | 41.2% | 58.8% | | | 44.1% | 55.9% | | | 42.5% | 57.5% |

Accurate Counts

978-664-2565

Location : Vassar Street
 Location : South of Main Street
 City/State: Cambridge, MA
 Counter : 18140

03800003
 Site Code: 03800003

| Start Time | 20-May-11 Fri | NB | | Hour Totals | | SB | | Hour Totals | | Combined Totals | |
|--------------------|------------------|---------|-----------|-------------|-----------|---------|-----------|-------------|-----------|-----------------|-----------|
| | | Morning | Afternoon | Morning | Afternoon | Morning | Afternoon | Morning | Afternoon | Morning | Afternoon |
| 12:00 | | 35 | 93 | | | 13 | 62 | | | | |
| 12:15 | | 13 | 87 | | | 5 | 73 | | | | |
| 12:30 | | 11 | 110 | | | 9 | 67 | | | | |
| 12:45 | | 19 | 102 | 78 | 392 | 13 | 78 | 40 | 280 | 118 | 672 |
| 01:00 | | 10 | 89 | | | 4 | 75 | | | | |
| 01:15 | | 11 | 85 | | | 7 | 69 | | | | |
| 01:30 | | 5 | 97 | | | 5 | 80 | | | | |
| 01:45 | | 9 | 81 | 35 | 352 | 9 | 72 | 25 | 296 | 60 | 648 |
| 02:00 | | 13 | 116 | | | 5 | 79 | | | | |
| 02:15 | | 10 | 114 | | | 8 | 51 | | | | |
| 02:30 | | 15 | 92 | | | 5 | 63 | | | | |
| 02:45 | | 9 | 116 | 47 | 438 | 6 | 89 | 24 | 282 | 71 | 720 |
| 03:00 | | 9 | 130 | | | 4 | 92 | | | | |
| 03:15 | | 6 | 95 | | | 10 | 93 | | | | |
| 03:30 | | 6 | 119 | | | 12 | 103 | | | | |
| 03:45 | | 8 | 105 | 29 | 449 | 5 | 90 | 31 | 378 | 60 | 827 |
| 04:00 | | 9 | 108 | | | 12 | 96 | | | | |
| 04:15 | | 5 | 125 | | | 2 | 88 | | | | |
| 04:30 | | 10 | 137 | | | 12 | 98 | | | | |
| 04:45 | | 5 | 97 | 29 | 467 | 14 | 81 | 40 | 363 | 69 | 830 |
| 05:00 | | 11 | 117 | | | 19 | 85 | | | | |
| 05:15 | | 17 | 131 | | | 27 | 85 | | | | |
| 05:30 | | 20 | 113 | | | 32 | 84 | | | | |
| 05:45 | | 28 | 99 | 76 | 460 | 51 | 84 | 129 | 338 | 205 | 798 |
| 06:00 | | 52 | 129 | | | 44 | 82 | | | | |
| 06:15 | | 49 | 85 | | | 53 | 70 | | | | |
| 06:30 | | 66 | 109 | | | 63 | 61 | | | | |
| 06:45 | | 79 | 82 | 246 | 405 | 70 | 45 | 230 | 258 | 476 | 663 |
| 07:00 | | 102 | 77 | | | 85 | 42 | | | | |
| 07:15 | | 82 | 56 | | | 67 | 55 | | | | |
| 07:30 | | 114 | 70 | | | 79 | 51 | | | | |
| 07:45 | | 122 | 53 | 420 | 256 | 99 | 44 | 330 | 192 | 750 | 448 |
| 08:00 | | 107 | 66 | | | 125 | 52 | | | | |
| 08:15 | | 116 | 55 | | | 109 | 49 | | | | |
| 08:30 | | 102 | 51 | | | 115 | 42 | | | | |
| 08:45 | | 146 | 45 | 471 | 217 | 103 | 46 | 452 | 189 | 923 | 406 |
| 09:00 | | 113 | 40 | | | 127 | 26 | | | | |
| 09:15 | | 111 | 50 | | | 85 | 46 | | | | |
| 09:30 | | 101 | 36 | | | 92 | 21 | | | | |
| 09:45 | | 115 | 35 | 440 | 161 | 84 | 52 | 388 | 145 | 828 | 306 |
| 10:00 | | 106 | 39 | | | 92 | 38 | | | | |
| 10:15 | | 82 | 38 | | | 79 | 46 | | | | |
| 10:30 | | 101 | 50 | | | 71 | 19 | | | | |
| 10:45 | | 78 | 36 | 367 | 163 | 81 | 38 | 323 | 141 | 690 | 304 |
| 11:00 | | 84 | 49 | | | 65 | 31 | | | | |
| 11:15 | | 97 | 37 | | | 66 | 25 | | | | |
| 11:30 | | 79 | 28 | | | 77 | 24 | | | | |
| 11:45 | | 106 | 45 | 366 | 159 | 73 | 22 | 281 | 102 | 647 | 261 |
| Total | | 2604 | 3919 | | | 2293 | 2964 | | | 4897 | 6883 |
| Percent | | 39.9% | 60.1% | | | 43.6% | 56.4% | | | 41.6% | 58.4% |
| Grand Total | | 13001 | 18669 | | | 11878 | 15036 | | | 24879 | 33705 |
| Percent | | 41.1% | 58.9% | | | 44.1% | 55.9% | | | 42.5% | 57.5% |

ADT

ADT 10,970

AADT 10,970

Accurate Counts
978-664-2565

Location : Vassar Street
Location : South of Main Street
City/State: Cambridge, MA
Counter : 18140

03800003
Site Code: 03800003

| Start Time | 16-May-11 | | Tue | | Wed | | Thu | | Fri | | Sat | | Sun | | Week Average | |
|------------|------------|------------|------------|------------|------------|------------|------------|------------|------------|------------|-----|----|-----|----|--------------|------------|
| | NB | SB | NB | SB | NB | SB | NB | SB | NB | SB | NB | SB | NB | SB | NB | SB |
| 12:00 AM | 55 | 28 | 49 | 42 | 73 | 41 | 60 | 46 | 78 | 40 | * | * | * | * | 63 | 39 |
| 01:00 | 34 | 22 | 30 | 38 | 34 | 32 | 40 | 33 | 35 | 25 | * | * | * | * | 35 | 30 |
| 02:00 | 31 | 9 | 21 | 19 | 37 | 15 | 32 | 34 | 47 | 24 | * | * | * | * | 34 | 20 |
| 03:00 | 29 | 20 | 23 | 23 | 20 | 16 | 30 | 24 | 29 | 31 | * | * | * | * | 26 | 23 |
| 04:00 | 40 | 38 | 32 | 41 | 28 | 47 | 36 | 38 | 29 | 40 | * | * | * | * | 33 | 41 |
| 05:00 | 93 | 119 | 92 | 147 | 77 | 129 | 104 | 153 | 76 | 129 | * | * | * | * | 88 | 135 |
| 06:00 | 225 | 275 | 236 | 260 | 222 | 275 | 258 | 269 | 246 | 230 | * | * | * | * | 237 | 262 |
| 07:00 | 392 | 352 | 449 | 401 | 452 | 392 | 417 | 365 | 420 | 330 | * | * | * | * | 426 | 368 |
| 08:00 | 484 | 462 | 486 | 458 | 530 | 487 | 512 | 450 | 471 | 452 | * | * | * | * | 497 | 462 |
| 09:00 | 422 | 365 | 439 | 368 | 480 | 394 | 463 | 419 | 440 | 388 | * | * | * | * | 449 | 387 |
| 10:00 | 313 | 286 | 328 | 313 | 377 | 295 | 347 | 364 | 367 | 323 | * | * | * | * | 346 | 316 |
| 11:00 | 355 | 248 | 351 | 315 | 366 | 314 | 393 | 304 | 366 | 281 | * | * | * | * | 366 | 292 |
| 12:00 PM | 322 | 298 | 307 | 296 | 333 | 273 | 346 | 284 | 392 | 280 | * | * | * | * | 340 | 286 |
| 01:00 | 351 | 237 | 317 | 258 | 398 | 273 | 364 | 261 | 352 | 296 | * | * | * | * | 356 | 265 |
| 02:00 | 341 | 287 | 377 | 277 | 385 | 321 | 363 | 352 | 438 | 282 | * | * | * | * | 381 | 304 |
| 03:00 | 364 | 335 | 397 | 356 | 455 | 332 | 429 | 341 | 449 | 378 | * | * | * | * | 419 | 348 |
| 04:00 | 427 | 376 | 420 | 356 | 459 | 343 | 452 | 377 | 467 | 363 | * | * | * | * | 445 | 363 |
| 05:00 | 488 | 338 | 488 | 412 | 481 | 419 | 513 | 437 | 460 | 338 | * | * | * | * | 486 | 389 |
| 06:00 | 366 | 285 | 394 | 325 | 396 | 363 | 433 | 300 | 405 | 258 | * | * | * | * | 399 | 306 |
| 07:00 | 257 | 199 | 295 | 215 | 330 | 222 | 290 | 240 | 256 | 192 | * | * | * | * | 286 | 214 |
| 08:00 | 186 | 143 | 216 | 164 | 207 | 168 | 210 | 201 | 217 | 189 | * | * | * | * | 207 | 173 |
| 09:00 | 141 | 127 | 169 | 134 | 174 | 168 | 186 | 150 | 161 | 145 | * | * | * | * | 166 | 145 |
| 10:00 | 109 | 121 | 145 | 132 | 132 | 143 | 130 | 146 | 163 | 141 | * | * | * | * | 136 | 137 |
| 11:00 | 88 | 52 | 98 | 73 | 92 | 79 | 129 | 83 | 159 | 102 | * | * | * | * | 113 | 78 |
| Lane | 5913 | 5022 | 6159 | 5423 | 6538 | 5541 | 6537 | 5671 | 6523 | 5257 | 0 | 0 | 0 | 0 | 6334 | 5383 |
| Day | 10935 | | 11582 | | 12079 | | 12208 | | 11780 | | 0 | | 0 | | 11717 | |
| AM Peak | 08:00 | 08:00 | 08:00 | 08:00 | 08:00 | 08:00 | 08:00 | 08:00 | 08:00 | 08:00 | | | | | 08:00 | 08:00 |
| Vol. | 484 | 462 | 486 | 458 | 530 | 487 | 512 | 450 | 471 | 452 | | | | | 497 | 462 |
| PM Peak | 17:00 | 16:00 | 17:00 | 17:00 | 17:00 | 17:00 | 17:00 | 17:00 | 16:00 | 15:00 | | | | | 17:00 | 17:00 |
| Vol. | 488 | 376 | 488 | 412 | 481 | 419 | 513 | 437 | 467 | 378 | | | | | 486 | 389 |

Comb. Total 10935 11582 12079 12208 11780 0 0 11717

ADT ADT 10,970 AADT 10,970

Accurate Counts
978-664-2565

Location : Third Street
 Location : North of Broadway
 City/State: Cambridge, MA
 Counter : 14014

03800004
 Site Code: 03800004

| Start Time | 16-May-11 Mon | SB | | Hour Totals | | NB | | Hour Totals | | Combined Totals | |
|------------|------------------|---------|-----------|-------------|-----------|---------|-----------|-------------|-----------|-----------------|-----------|
| | | Morning | Afternoon | Morning | Afternoon | Morning | Afternoon | Morning | Afternoon | Morning | Afternoon |
| 12:00 | | 7 | 51 | | | 10 | 73 | | | | |
| 12:15 | | 9 | 54 | | | 4 | 78 | | | | |
| 12:30 | | 1 | 62 | | | 10 | 66 | | | | |
| 12:45 | | 4 | 72 | 21 | 239 | 6 | 61 | 30 | 278 | 51 | 517 |
| 01:00 | | 7 | 36 | | | 7 | 66 | | | | |
| 01:15 | | 5 | 59 | | | 4 | 63 | | | | |
| 01:30 | | 1 | 51 | | | 4 | 56 | | | | |
| 01:45 | | 4 | 59 | 17 | 205 | 3 | 53 | 18 | 238 | 35 | 443 |
| 02:00 | | 5 | 68 | | | 3 | 56 | | | | |
| 02:15 | | 0 | 71 | | | 5 | 61 | | | | |
| 02:30 | | 2 | 79 | | | 2 | 60 | | | | |
| 02:45 | | 1 | 65 | 8 | 283 | 2 | 72 | 12 | 249 | 20 | 532 |
| 03:00 | | 1 | 77 | | | 2 | 72 | | | | |
| 03:15 | | 5 | 80 | | | 2 | 65 | | | | |
| 03:30 | | 3 | 96 | | | 2 | 64 | | | | |
| 03:45 | | 1 | 99 | 10 | 352 | 2 | 78 | 8 | 279 | 18 | 631 |
| 04:00 | | 2 | 124 | | | 5 | 92 | | | | |
| 04:15 | | 3 | 93 | | | 4 | 83 | | | | |
| 04:30 | | 4 | 143 | | | 3 | 100 | | | | |
| 04:45 | | 12 | 140 | 21 | 500 | 10 | 74 | 22 | 349 | 43 | 849 |
| 05:00 | | 14 | 155 | | | 10 | 78 | | | | |
| 05:15 | | 12 | 177 | | | 15 | 108 | | | | |
| 05:30 | | 17 | 152 | | | 21 | 70 | | | | |
| 05:45 | | 27 | 148 | 70 | 632 | 40 | 92 | 86 | 348 | 156 | 980 |
| 06:00 | | 19 | 151 | | | 40 | 100 | | | | |
| 06:15 | | 33 | 115 | | | 45 | 82 | | | | |
| 06:30 | | 46 | 83 | | | 47 | 81 | | | | |
| 06:45 | | 42 | 99 | 140 | 448 | 62 | 68 | 194 | 331 | 334 | 779 |
| 07:00 | | 44 | 74 | | | 68 | 70 | | | | |
| 07:15 | | 50 | 65 | | | 90 | 44 | | | | |
| 07:30 | | 68 | 58 | | | 113 | 57 | | | | |
| 07:45 | | 83 | 51 | 245 | 248 | 111 | 58 | 382 | 229 | 627 | 477 |
| 08:00 | | 84 | 39 | | | 121 | 47 | | | | |
| 08:15 | | 94 | 43 | | | 137 | 46 | | | | |
| 08:30 | | 79 | 31 | | | 137 | 30 | | | | |
| 08:45 | | 83 | 29 | 340 | 142 | 149 | 29 | 544 | 152 | 884 | 294 |
| 09:00 | | 79 | 38 | | | 138 | 40 | | | | |
| 09:15 | | 73 | 24 | | | 134 | 30 | | | | |
| 09:30 | | 65 | 31 | | | 98 | 22 | | | | |
| 09:45 | | 58 | 34 | 275 | 127 | 97 | 20 | 467 | 112 | 742 | 239 |
| 10:00 | | 81 | 24 | | | 67 | 26 | | | | |
| 10:15 | | 52 | 16 | | | 82 | 20 | | | | |
| 10:30 | | 61 | 22 | | | 59 | 21 | | | | |
| 10:45 | | 51 | 27 | 245 | 89 | 66 | 23 | 274 | 90 | 519 | 179 |
| 11:00 | | 55 | 21 | | | 66 | 19 | | | | |
| 11:15 | | 53 | 11 | | | 70 | 13 | | | | |
| 11:30 | | 44 | 7 | | | 56 | 21 | | | | |
| 11:45 | | 61 | 10 | 213 | 49 | 81 | 12 | 273 | 65 | 486 | 114 |
| Total | | 1605 | 3314 | | | 2310 | 2720 | | | 3915 | 6034 |
| Percent | | 32.6% | 67.4% | | | 45.9% | 54.1% | | | 39.4% | 60.6% |

Accurate Counts
978-664-2565

Location : Third Street
 Location : North of Broadway
 City/State: Cambridge, MA
 Counter : 14014

03800004
 Site Code: 03800004

| Start Time | 17-May-11 Tue | SB | | Hour Totals | | NB | | Hour Totals | | Combined Totals | |
|------------|------------------|---------|-----------|-------------|-----------|---------|-----------|-------------|-----------|-----------------|-----------|
| | | Morning | Afternoon | Morning | Afternoon | Morning | Afternoon | Morning | Afternoon | Morning | Afternoon |
| 12:00 | | 15 | 67 | | | 13 | 70 | | | | |
| 12:15 | | 13 | 58 | | | 17 | 69 | | | | |
| 12:30 | | 4 | 62 | | | 6 | 57 | | | | |
| 12:45 | | 7 | 60 | 39 | 247 | 7 | 79 | 43 | 275 | 82 | 522 |
| 01:00 | | 3 | 63 | | | 2 | 66 | | | | |
| 01:15 | | 2 | 59 | | | 7 | 66 | | | | |
| 01:30 | | 8 | 56 | | | 5 | 64 | | | | |
| 01:45 | | 4 | 57 | 17 | 235 | 8 | 68 | 22 | 264 | 39 | 499 |
| 02:00 | | 3 | 65 | | | 3 | 80 | | | | |
| 02:15 | | 5 | 71 | | | 7 | 78 | | | | |
| 02:30 | | 7 | 72 | | | 0 | 78 | | | | |
| 02:45 | | 1 | 54 | 16 | 262 | 2 | 76 | 12 | 312 | 28 | 574 |
| 03:00 | | 1 | 94 | | | 4 | 71 | | | | |
| 03:15 | | 4 | 99 | | | 1 | 60 | | | | |
| 03:30 | | 0 | 115 | | | 2 | 82 | | | | |
| 03:45 | | 6 | 104 | 11 | 412 | 1 | 107 | 8 | 320 | 19 | 732 |
| 04:00 | | 2 | 115 | | | 4 | 67 | | | | |
| 04:15 | | 3 | 109 | | | 4 | 101 | | | | |
| 04:30 | | 3 | 124 | | | 7 | 78 | | | | |
| 04:45 | | 10 | 147 | 18 | 495 | 8 | 79 | 23 | 325 | 41 | 820 |
| 05:00 | | 12 | 155 | | | 13 | 111 | | | | |
| 05:15 | | 12 | 163 | | | 12 | 101 | | | | |
| 05:30 | | 14 | 103 | | | 25 | 165 | | | | |
| 05:45 | | 13 | 114 | 51 | 535 | 41 | 95 | 91 | 472 | 142 | 1007 |
| 06:00 | | 38 | 112 | | | 38 | 98 | | | | |
| 06:15 | | 25 | 138 | | | 42 | 69 | | | | |
| 06:30 | | 39 | 102 | | | 56 | 72 | | | | |
| 06:45 | | 56 | 95 | 158 | 447 | 68 | 81 | 204 | 320 | 362 | 767 |
| 07:00 | | 43 | 88 | | | 75 | 71 | | | | |
| 07:15 | | 67 | 74 | | | 70 | 60 | | | | |
| 07:30 | | 63 | 52 | | | 90 | 56 | | | | |
| 07:45 | | 50 | 69 | 223 | 283 | 118 | 41 | 353 | 228 | 576 | 511 |
| 08:00 | | 92 | 61 | | | 120 | 38 | | | | |
| 08:15 | | 92 | 59 | | | 129 | 39 | | | | |
| 08:30 | | 85 | 24 | | | 133 | 43 | | | | |
| 08:45 | | 93 | 40 | 362 | 184 | 125 | 35 | 507 | 155 | 869 | 339 |
| 09:00 | | 72 | 32 | | | 123 | 38 | | | | |
| 09:15 | | 81 | 27 | | | 106 | 26 | | | | |
| 09:30 | | 70 | 45 | | | 90 | 29 | | | | |
| 09:45 | | 75 | 31 | 298 | 135 | 110 | 34 | 429 | 127 | 727 | 262 |
| 10:00 | | 57 | 30 | | | 85 | 36 | | | | |
| 10:15 | | 52 | 18 | | | 91 | 24 | | | | |
| 10:30 | | 55 | 22 | | | 88 | 26 | | | | |
| 10:45 | | 53 | 15 | 217 | 85 | 77 | 20 | 341 | 106 | 558 | 191 |
| 11:00 | | 72 | 21 | | | 65 | 22 | | | | |
| 11:15 | | 63 | 26 | | | 50 | 30 | | | | |
| 11:30 | | 59 | 23 | | | 75 | 32 | | | | |
| 11:45 | | 63 | 15 | 257 | 85 | 62 | 18 | 252 | 102 | 509 | 187 |
| Total | | 1667 | 3405 | | | 2285 | 3006 | | | 3952 | 6411 |
| Percent | | 32.9% | 67.1% | | | 43.2% | 56.8% | | | 38.1% | 61.9% |

Accurate Counts
978-664-2565

Location : Third Street
Location : North of Broadway
City/State: Cambridge, MA
Counter : 14014

03800004
Site Code: 03800004

| Start Time | 18-May-11 Wed | SB | | Hour Totals | | NB | | Hour Totals | | Combined Totals | |
|------------|------------------|---------|-----------|-------------|-----------|---------|-----------|-------------|-----------|-----------------|-----------|
| | | Morning | Afternoon | Morning | Afternoon | Morning | Afternoon | Morning | Afternoon | Morning | Afternoon |
| 12:00 | | 14 | 72 | | | 12 | 57 | | | | |
| 12:15 | | 8 | 71 | | | 10 | 56 | | | | |
| 12:30 | | 8 | 75 | | | 9 | 67 | | | | |
| 12:45 | | 8 | 52 | 38 | 270 | 8 | 67 | 39 | 247 | 77 | 517 |
| 01:00 | | 6 | 59 | | | 9 | 71 | | | | |
| 01:15 | | 5 | 73 | | | 6 | 85 | | | | |
| 01:30 | | 6 | 76 | | | 7 | 77 | | | | |
| 01:45 | | 8 | 62 | 25 | 270 | 10 | 73 | 32 | 306 | 57 | 576 |
| 02:00 | | 7 | 83 | | | 13 | 62 | | | | |
| 02:15 | | 3 | 89 | | | 8 | 57 | | | | |
| 02:30 | | 6 | 82 | | | 3 | 57 | | | | |
| 02:45 | | 1 | 72 | 17 | 326 | 8 | 64 | 32 | 240 | 49 | 566 |
| 03:00 | | 3 | 102 | | | 8 | 71 | | | | |
| 03:15 | | 1 | 101 | | | 3 | 77 | | | | |
| 03:30 | | 2 | 95 | | | 3 | 69 | | | | |
| 03:45 | | 2 | 98 | 8 | 396 | 2 | 77 | 16 | 294 | 24 | 690 |
| 04:00 | | 6 | 94 | | | 3 | 93 | | | | |
| 04:15 | | 10 | 122 | | | 9 | 54 | | | | |
| 04:30 | | 2 | 133 | | | 10 | 83 | | | | |
| 04:45 | | 9 | 132 | 27 | 481 | 9 | 94 | 31 | 324 | 58 | 805 |
| 05:00 | | 9 | 129 | | | 5 | 102 | | | | |
| 05:15 | | 6 | 156 | | | 19 | 101 | | | | |
| 05:30 | | 13 | 143 | | | 30 | 97 | | | | |
| 05:45 | | 22 | 157 | 50 | 585 | 38 | 61 | 92 | 361 | 142 | 946 |
| 06:00 | | 25 | 123 | | | 45 | 80 | | | | |
| 06:15 | | 26 | 123 | | | 40 | 74 | | | | |
| 06:30 | | 36 | 99 | | | 61 | 83 | | | | |
| 06:45 | | 63 | 105 | 150 | 450 | 73 | 74 | 219 | 311 | 369 | 761 |
| 07:00 | | 67 | 78 | | | 69 | 88 | | | | |
| 07:15 | | 50 | 52 | | | 75 | 65 | | | | |
| 07:30 | | 68 | 48 | | | 84 | 55 | | | | |
| 07:45 | | 81 | 50 | 266 | 228 | 105 | 44 | 333 | 252 | 599 | 480 |
| 08:00 | | 88 | 35 | | | 138 | 49 | | | | |
| 08:15 | | 77 | 42 | | | 138 | 48 | | | | |
| 08:30 | | 97 | 51 | | | 154 | 31 | | | | |
| 08:45 | | 100 | 45 | 362 | 173 | 139 | 42 | 569 | 170 | 931 | 343 |
| 09:00 | | 81 | 35 | | | 129 | 41 | | | | |
| 09:15 | | 74 | 39 | | | 115 | 32 | | | | |
| 09:30 | | 70 | 40 | | | 107 | 34 | | | | |
| 09:45 | | 79 | 40 | 304 | 154 | 90 | 37 | 441 | 144 | 745 | 298 |
| 10:00 | | 78 | 29 | | | 87 | 35 | | | | |
| 10:15 | | 68 | 39 | | | 66 | 24 | | | | |
| 10:30 | | 57 | 20 | | | 70 | 29 | | | | |
| 10:45 | | 67 | 27 | 270 | 115 | 69 | 21 | 292 | 109 | 562 | 224 |
| 11:00 | | 54 | 21 | | | 61 | 25 | | | | |
| 11:15 | | 65 | 24 | | | 71 | 17 | | | | |
| 11:30 | | 74 | 9 | | | 60 | 26 | | | | |
| 11:45 | | 72 | 7 | 265 | 61 | 70 | 11 | 262 | 79 | 527 | 140 |
| Total | | 1782 | 3509 | | | 2358 | 2837 | | | 4140 | 6346 |
| Percent | | 33.7% | 66.3% | | | 45.4% | 54.6% | | | 39.5% | 60.5% |

Accurate Counts
978-664-2565

Location : Third Street
 Location : North of Broadway
 City/State: Cambridge, MA
 Counter : 14014

03800004
 Site Code: 03800004

| Start Time | 19-May-11 Thu | SB | | Hour Totals | | NB | | Hour Totals | | Combined Totals | |
|------------|------------------|---------|-----------|-------------|-----------|---------|-----------|-------------|-----------|-----------------|-----------|
| | | Morning | Afternoon | Morning | Afternoon | Morning | Afternoon | Morning | Afternoon | Morning | Afternoon |
| 12:00 | | 5 | 66 | | | 13 | 56 | | | | |
| 12:15 | | 9 | 61 | | | 8 | 75 | | | | |
| 12:30 | | 10 | 64 | | | 9 | 65 | | | | |
| 12:45 | | 5 | 55 | 29 | 246 | 8 | 76 | 38 | 272 | 67 | 518 |
| 01:00 | | 6 | 75 | | | 8 | 79 | | | | |
| 01:15 | | 5 | 75 | | | 6 | 78 | | | | |
| 01:30 | | 12 | 75 | | | 5 | 58 | | | | |
| 01:45 | | 5 | 68 | 28 | 293 | 6 | 66 | 25 | 281 | 53 | 574 |
| 02:00 | | 7 | 71 | | | 7 | 84 | | | | |
| 02:15 | | 6 | 74 | | | 5 | 71 | | | | |
| 02:30 | | 6 | 66 | | | 4 | 86 | | | | |
| 02:45 | | 2 | 69 | 21 | 280 | 3 | 76 | 19 | 317 | 40 | 597 |
| 03:00 | | 0 | 95 | | | 0 | 82 | | | | |
| 03:15 | | 1 | 84 | | | 3 | 74 | | | | |
| 03:30 | | 4 | 103 | | | 3 | 88 | | | | |
| 03:45 | | 4 | 104 | 9 | 386 | 4 | 90 | 10 | 334 | 19 | 720 |
| 04:00 | | 6 | 139 | | | 3 | 103 | | | | |
| 04:15 | | 4 | 119 | | | 5 | 91 | | | | |
| 04:30 | | 1 | 131 | | | 6 | 99 | | | | |
| 04:45 | | 10 | 187 | 21 | 576 | 10 | 85 | 24 | 378 | 45 | 954 |
| 05:00 | | 14 | 154 | | | 12 | 101 | | | | |
| 05:15 | | 8 | 173 | | | 11 | 111 | | | | |
| 05:30 | | 18 | 137 | | | 21 | 126 | | | | |
| 05:45 | | 16 | 164 | 56 | 628 | 31 | 74 | 75 | 412 | 131 | 1040 |
| 06:00 | | 21 | 135 | | | 47 | 80 | | | | |
| 06:15 | | 23 | 124 | | | 32 | 89 | | | | |
| 06:30 | | 50 | 116 | | | 52 | 83 | | | | |
| 06:45 | | 48 | 95 | 142 | 470 | 68 | 94 | 199 | 346 | 341 | 816 |
| 07:00 | | 60 | 88 | | | 71 | 69 | | | | |
| 07:15 | | 70 | 81 | | | 73 | 65 | | | | |
| 07:30 | | 65 | 62 | | | 102 | 68 | | | | |
| 07:45 | | 79 | 62 | 274 | 293 | 114 | 40 | 360 | 242 | 634 | 535 |
| 08:00 | | 80 | 51 | | | 113 | 57 | | | | |
| 08:15 | | 99 | 53 | | | 125 | 45 | | | | |
| 08:30 | | 92 | 24 | | | 135 | 40 | | | | |
| 08:45 | | 81 | 49 | 352 | 177 | 150 | 41 | 523 | 183 | 875 | 360 |
| 09:00 | | 91 | 41 | | | 119 | 39 | | | | |
| 09:15 | | 79 | 35 | | | 133 | 42 | | | | |
| 09:30 | | 78 | 47 | | | 102 | 27 | | | | |
| 09:45 | | 78 | 43 | 326 | 166 | 100 | 34 | 454 | 142 | 780 | 308 |
| 10:00 | | 62 | 30 | | | 94 | 25 | | | | |
| 10:15 | | 72 | 23 | | | 86 | 36 | | | | |
| 10:30 | | 57 | 18 | | | 84 | 25 | | | | |
| 10:45 | | 77 | 17 | 268 | 88 | 59 | 28 | 323 | 114 | 591 | 202 |
| 11:00 | | 52 | 16 | | | 52 | 29 | | | | |
| 11:15 | | 46 | 18 | | | 51 | 31 | | | | |
| 11:30 | | 56 | 16 | | | 67 | 31 | | | | |
| 11:45 | | 50 | 16 | 204 | 66 | 73 | 22 | 243 | 113 | 447 | 179 |
| Total | | 1730 | 3669 | | | 2293 | 3134 | | | 4023 | 6803 |
| Percent | | 32.0% | 68.0% | | | 42.3% | 57.7% | | | 37.2% | 62.8% |

Accurate Counts
978-664-2565

Location : Third Street
Location : North of Broadway
City/State: Cambridge, MA
Counter : 14014

03800004
Site Code: 03800004

| Start Time | 20-May-11 Fri | SB | | Hour Totals | | NB | | Hour Totals | | Combined Totals | |
|-------------|------------------|---------|-----------|-------------|-----------|---------|-----------|-------------|-----------|-----------------|-----------|
| | | Morning | Afternoon | Morning | Afternoon | Morning | Afternoon | Morning | Afternoon | Morning | Afternoon |
| 12:00 | | 13 | 79 | | | 11 | 68 | | | | |
| 12:15 | | 13 | 72 | | | 11 | 82 | | | | |
| 12:30 | | 16 | 72 | | | 16 | 76 | | | | |
| 12:45 | | 7 | 74 | 49 | 297 | 11 | 81 | 49 | 307 | 98 | 604 |
| 01:00 | | 5 | 70 | | | 8 | 78 | | | | |
| 01:15 | | 3 | 80 | | | 10 | 65 | | | | |
| 01:30 | | 6 | 68 | | | 9 | 73 | | | | |
| 01:45 | | 2 | 70 | 16 | 288 | 5 | 66 | 32 | 282 | 48 | 570 |
| 02:00 | | 7 | 71 | | | 10 | 64 | | | | |
| 02:15 | | 5 | 86 | | | 15 | 74 | | | | |
| 02:30 | | 6 | 84 | | | 8 | 85 | | | | |
| 02:45 | | 5 | 84 | 23 | 325 | 2 | 56 | 35 | 279 | 58 | 604 |
| 03:00 | | 5 | 104 | | | 2 | 67 | | | | |
| 03:15 | | 8 | 108 | | | 8 | 81 | | | | |
| 03:30 | | 8 | 97 | | | 4 | 76 | | | | |
| 03:45 | | 3 | 93 | 24 | 402 | 2 | 97 | 16 | 321 | 40 | 723 |
| 04:00 | | 6 | 130 | | | 5 | 94 | | | | |
| 04:15 | | 2 | 125 | | | 8 | 73 | | | | |
| 04:30 | | 5 | 145 | | | 3 | 86 | | | | |
| 04:45 | | 10 | 138 | 23 | 538 | 8 | 76 | 24 | 329 | 47 | 867 |
| 05:00 | | 9 | 142 | | | 15 | 111 | | | | |
| 05:15 | | 14 | 165 | | | 17 | 91 | | | | |
| 05:30 | | 18 | 125 | | | 19 | 62 | | | | |
| 05:45 | | 23 | 117 | 64 | 549 | 40 | 88 | 91 | 352 | 155 | 901 |
| 06:00 | | 18 | 115 | | | 36 | 69 | | | | |
| 06:15 | | 34 | 99 | | | 46 | 79 | | | | |
| 06:30 | | 36 | 86 | | | 61 | 76 | | | | |
| 06:45 | | 62 | 69 | 150 | 369 | 66 | 77 | 209 | 301 | 359 | 670 |
| 07:00 | | 61 | 63 | | | 67 | 59 | | | | |
| 07:15 | | 50 | 53 | | | 71 | 60 | | | | |
| 07:30 | | 72 | 62 | | | 96 | 60 | | | | |
| 07:45 | | 50 | 51 | 233 | 229 | 98 | 54 | 332 | 233 | 565 | 462 |
| 08:00 | | 84 | 46 | | | 118 | 58 | | | | |
| 08:15 | | 109 | 49 | | | 135 | 41 | | | | |
| 08:30 | | 78 | 39 | | | 130 | 46 | | | | |
| 08:45 | | 85 | 31 | 356 | 165 | 109 | 51 | 492 | 196 | 848 | 361 |
| 09:00 | | 65 | 49 | | | 131 | 49 | | | | |
| 09:15 | | 87 | 38 | | | 118 | 47 | | | | |
| 09:30 | | 89 | 48 | | | 96 | 37 | | | | |
| 09:45 | | 74 | 30 | 315 | 165 | 73 | 45 | 418 | 178 | 733 | 343 |
| 10:00 | | 75 | 31 | | | 76 | 28 | | | | |
| 10:15 | | 43 | 32 | | | 80 | 52 | | | | |
| 10:30 | | 70 | 36 | | | 63 | 38 | | | | |
| 10:45 | | 65 | 29 | 253 | 128 | 67 | 37 | 286 | 155 | 539 | 283 |
| 11:00 | | 56 | 43 | | | 58 | 39 | | | | |
| 11:15 | | 52 | 20 | | | 64 | 46 | | | | |
| 11:30 | | 58 | 24 | | | 73 | 33 | | | | |
| 11:45 | | 74 | 16 | 240 | 103 | 72 | 23 | 267 | 141 | 507 | 244 |
| Total | | 1746 | 3558 | | | 2251 | 3074 | | | 3997 | 6632 |
| Percent | | 32.9% | 67.1% | | | 42.3% | 57.7% | | | 37.6% | 62.4% |
| Grand Total | | 8530 | 17455 | | | 11497 | 14771 | | | 20027 | 32226 |
| Percent | | 32.8% | 67.2% | | | 43.8% | 56.2% | | | 38.3% | 61.7% |

ADT

ADT 10,576

AADT 10,576

Accurate Counts
978-664-2565

Location : Third Street
Location : North of Broadway
City/State: Cambridge, MA
Counter : 14014

03800004
Site Code: 03800004

| Start Time | 16-May-11 | | Tue | | Wed | | Thu | | Fri | | Sat | | Sun | | Week Average | |
|------------|-----------|-------|-------|-------|-------|-------|-------|-------|-------|-------|-----|----|-----|----|--------------|-------|
| | SB | NB | SB | NB | SB | NB | SB | NB | SB | NB | SB | NB | SB | NB | SB | NB |
| 12:00 AM | 21 | 30 | 39 | 43 | 38 | 39 | 29 | 38 | 49 | 49 | * | * | * | * | 35 | 40 |
| 01:00 | 17 | 18 | 17 | 22 | 25 | 32 | 28 | 25 | 16 | 32 | * | * | * | * | 21 | 26 |
| 02:00 | 8 | 12 | 16 | 12 | 17 | 32 | 21 | 19 | 23 | 35 | * | * | * | * | 17 | 22 |
| 03:00 | 10 | 8 | 11 | 8 | 8 | 16 | 9 | 10 | 24 | 16 | * | * | * | * | 12 | 12 |
| 04:00 | 21 | 22 | 18 | 23 | 27 | 31 | 21 | 24 | 23 | 24 | * | * | * | * | 22 | 25 |
| 05:00 | 70 | 86 | 51 | 91 | 50 | 92 | 56 | 75 | 64 | 91 | * | * | * | * | 58 | 87 |
| 06:00 | 140 | 194 | 158 | 204 | 150 | 219 | 142 | 199 | 150 | 209 | * | * | * | * | 148 | 205 |
| 07:00 | 245 | 382 | 223 | 353 | 266 | 333 | 274 | 360 | 233 | 332 | * | * | * | * | 248 | 352 |
| 08:00 | 340 | 544 | 362 | 507 | 362 | 569 | 352 | 523 | 356 | 492 | * | * | * | * | 354 | 527 |
| 09:00 | 275 | 467 | 298 | 429 | 304 | 441 | 326 | 454 | 315 | 418 | * | * | * | * | 304 | 442 |
| 10:00 | 245 | 274 | 217 | 341 | 270 | 292 | 268 | 323 | 253 | 286 | * | * | * | * | 251 | 303 |
| 11:00 | 213 | 273 | 257 | 252 | 265 | 262 | 204 | 243 | 240 | 267 | * | * | * | * | 236 | 259 |
| 12:00 PM | 239 | 278 | 247 | 275 | 270 | 247 | 246 | 272 | 297 | 307 | * | * | * | * | 260 | 276 |
| 01:00 | 205 | 238 | 235 | 264 | 270 | 306 | 293 | 281 | 288 | 282 | * | * | * | * | 258 | 274 |
| 02:00 | 283 | 249 | 262 | 312 | 326 | 240 | 280 | 317 | 325 | 279 | * | * | * | * | 295 | 279 |
| 03:00 | 352 | 279 | 412 | 320 | 396 | 294 | 386 | 334 | 402 | 321 | * | * | * | * | 390 | 310 |
| 04:00 | 500 | 349 | 495 | 325 | 481 | 324 | 576 | 378 | 538 | 329 | * | * | * | * | 518 | 341 |
| 05:00 | 632 | 348 | 535 | 472 | 585 | 361 | 628 | 412 | 549 | 352 | * | * | * | * | 586 | 389 |
| 06:00 | 448 | 331 | 447 | 320 | 450 | 311 | 470 | 346 | 369 | 301 | * | * | * | * | 437 | 322 |
| 07:00 | 248 | 229 | 283 | 228 | 228 | 252 | 293 | 242 | 229 | 233 | * | * | * | * | 256 | 237 |
| 08:00 | 142 | 152 | 184 | 155 | 173 | 170 | 177 | 183 | 165 | 196 | * | * | * | * | 168 | 171 |
| 09:00 | 127 | 112 | 135 | 127 | 154 | 144 | 166 | 142 | 165 | 178 | * | * | * | * | 149 | 141 |
| 10:00 | 89 | 90 | 85 | 106 | 115 | 109 | 88 | 114 | 128 | 155 | * | * | * | * | 101 | 115 |
| 11:00 | 49 | 65 | 85 | 102 | 61 | 79 | 66 | 113 | 103 | 141 | * | * | * | * | 73 | 100 |
| Lane | 4919 | 5030 | 5072 | 5291 | 5291 | 5195 | 5399 | 5427 | 5304 | 5325 | 0 | 0 | 0 | 0 | 5197 | 5255 |
| Day | 9949 | | 10363 | | 10486 | | 10826 | | 10629 | | 0 | 0 | 0 | 0 | 10452 | |
| AM Peak | 08:00 | 08:00 | 08:00 | 08:00 | 08:00 | 08:00 | 08:00 | 08:00 | 08:00 | 08:00 | | | | | 08:00 | 08:00 |
| Vol. | 340 | 544 | 362 | 507 | 362 | 569 | 352 | 523 | 356 | 492 | | | | | 354 | 527 |
| PM Peak | 17:00 | 16:00 | 17:00 | 17:00 | 17:00 | 17:00 | 17:00 | 17:00 | 17:00 | 17:00 | | | | | 17:00 | 17:00 |
| Vol. | 632 | 349 | 535 | 472 | 585 | 361 | 628 | 412 | 549 | 352 | | | | | 586 | 389 |

Comb. Total 9949 10363 10486 10826 10629 0 0 10452

ADT ADT 10,576 AADT 10,576

Accurate Counts
978-664-2565

Location : Binney Street
Location : East of Sixth Street
City/State: Cambridge, MA
Counter : 13569

03800005
Site Code: 03800005

| Start Time | 16-May-11 Mon | WB | | Hour Totals | | EB | | Hour Totals | | Combined Totals | |
|------------|------------------|---------|-----------|-------------|-----------|---------|-----------|-------------|-----------|-----------------|-----------|
| | | Morning | Afternoon | Morning | Afternoon | Morning | Afternoon | Morning | Afternoon | Morning | Afternoon |
| 12:00 | | 17 | 99 | | | 8 | 69 | | | | |
| 12:15 | | 10 | 81 | | | 9 | 73 | | | | |
| 12:30 | | 13 | 72 | | | 2 | 80 | | | | |
| 12:45 | | 11 | 71 | 51 | 323 | 11 | 78 | 30 | 300 | 81 | 623 |
| 01:00 | | 14 | 98 | | | 2 | 90 | | | | |
| 01:15 | | 5 | 98 | | | 8 | 72 | | | | |
| 01:30 | | 6 | 87 | | | 5 | 66 | | | | |
| 01:45 | | 11 | 94 | 36 | 377 | 5 | 76 | 20 | 304 | 56 | 681 |
| 02:00 | | 8 | 111 | | | 7 | 68 | | | | |
| 02:15 | | 2 | 100 | | | 6 | 74 | | | | |
| 02:30 | | 6 | 121 | | | 5 | 68 | | | | |
| 02:45 | | 7 | 116 | 23 | 448 | 1 | 68 | 19 | 278 | 42 | 726 |
| 03:00 | | 6 | 162 | | | 3 | 60 | | | | |
| 03:15 | | 3 | 159 | | | 2 | 70 | | | | |
| 03:30 | | 4 | 170 | | | 8 | 70 | | | | |
| 03:45 | | 8 | 155 | 21 | 646 | 8 | 77 | 21 | 277 | 42 | 923 |
| 04:00 | | 5 | 192 | | | 12 | 68 | | | | |
| 04:15 | | 3 | 181 | | | 15 | 67 | | | | |
| 04:30 | | 6 | 215 | | | 9 | 80 | | | | |
| 04:45 | | 8 | 201 | 22 | 789 | 16 | 72 | 52 | 287 | 74 | 1076 |
| 05:00 | | 14 | 216 | | | 12 | 80 | | | | |
| 05:15 | | 15 | 238 | | | 37 | 99 | | | | |
| 05:30 | | 23 | 174 | | | 51 | 98 | | | | |
| 05:45 | | 20 | 182 | 72 | 810 | 72 | 98 | 172 | 375 | 244 | 1185 |
| 06:00 | | 21 | 142 | | | 77 | 85 | | | | |
| 06:15 | | 26 | 150 | | | 84 | 80 | | | | |
| 06:30 | | 34 | 109 | | | 104 | 75 | | | | |
| 06:45 | | 43 | 108 | 124 | 509 | 122 | 60 | 387 | 300 | 511 | 809 |
| 07:00 | | 58 | 95 | | | 135 | 70 | | | | |
| 07:15 | | 65 | 102 | | | 121 | 53 | | | | |
| 07:30 | | 65 | 75 | | | 143 | 38 | | | | |
| 07:45 | | 75 | 59 | 263 | 331 | 129 | 30 | 528 | 191 | 791 | 522 |
| 08:00 | | 72 | 57 | | | 118 | 40 | | | | |
| 08:15 | | 64 | 61 | | | 147 | 35 | | | | |
| 08:30 | | 87 | 53 | | | 143 | 30 | | | | |
| 08:45 | | 77 | 55 | 300 | 226 | 156 | 36 | 564 | 141 | 864 | 367 |
| 09:00 | | 86 | 44 | | | 146 | 41 | | | | |
| 09:15 | | 72 | 31 | | | 147 | 26 | | | | |
| 09:30 | | 73 | 35 | | | 122 | 13 | | | | |
| 09:45 | | 80 | 37 | 311 | 147 | 109 | 24 | 524 | 104 | 835 | 251 |
| 10:00 | | 72 | 32 | | | 109 | 17 | | | | |
| 10:15 | | 62 | 34 | | | 84 | 23 | | | | |
| 10:30 | | 58 | 24 | | | 87 | 27 | | | | |
| 10:45 | | 78 | 25 | 270 | 115 | 83 | 27 | 363 | 94 | 633 | 209 |
| 11:00 | | 72 | 34 | | | 56 | 23 | | | | |
| 11:15 | | 79 | 20 | | | 69 | 12 | | | | |
| 11:30 | | 85 | 10 | | | 61 | 8 | | | | |
| 11:45 | | 82 | 13 | 318 | 77 | 66 | 8 | 252 | 51 | 570 | 128 |
| Total | | 1811 | 4798 | | | 2932 | 2702 | | | 4743 | 7500 |
| Percent | | 27.4% | 72.6% | | | 52.0% | 48.0% | | | 38.7% | 61.3% |

Accurate Counts
978-664-2565

Location : Binney Street
Location : East of Sixth Street
City/State: Cambridge, MA
Counter : 13569

03800005
Site Code: 03800005

| Start Time | 17-May-11 Tue | WB | | Hour Totals | | EB | | Hour Totals | | Combined Totals | |
|------------|------------------|---------|-----------|-------------|-----------|---------|-----------|-------------|-----------|-----------------|-----------|
| | | Morning | Afternoon | Morning | Afternoon | Morning | Afternoon | Morning | Afternoon | Morning | Afternoon |
| 12:00 | | 22 | 94 | | | 15 | 63 | | | | |
| 12:15 | | 18 | 81 | | | 11 | 60 | | | | |
| 12:30 | | 12 | 80 | | | 6 | 63 | | | | |
| 12:45 | | 6 | 77 | 58 | 332 | 4 | 77 | 36 | 263 | 94 | 595 |
| 01:00 | | 5 | 90 | | | 6 | 74 | | | | |
| 01:15 | | 14 | 91 | | | 4 | 61 | | | | |
| 01:30 | | 6 | 87 | | | 7 | 57 | | | | |
| 01:45 | | 8 | 79 | 33 | 347 | 5 | 61 | 22 | 253 | 55 | 600 |
| 02:00 | | 8 | 126 | | | 6 | 61 | | | | |
| 02:15 | | 6 | 99 | | | 8 | 61 | | | | |
| 02:30 | | 8 | 114 | | | 5 | 45 | | | | |
| 02:45 | | 0 | 123 | 22 | 462 | 2 | 47 | 21 | 214 | 43 | 676 |
| 03:00 | | 4 | 193 | | | 2 | 63 | | | | |
| 03:15 | | 2 | 171 | | | 2 | 62 | | | | |
| 03:30 | | 6 | 179 | | | 6 | 51 | | | | |
| 03:45 | | 5 | 176 | 17 | 719 | 10 | 55 | 20 | 231 | 37 | 950 |
| 04:00 | | 11 | 215 | | | 5 | 57 | | | | |
| 04:15 | | 2 | 154 | | | 8 | 50 | | | | |
| 04:30 | | 12 | 201 | | | 12 | 72 | | | | |
| 04:45 | | 4 | 200 | 29 | 770 | 29 | 56 | 54 | 235 | 83 | 1005 |
| 05:00 | | 3 | 236 | | | 29 | 81 | | | | |
| 05:15 | | 14 | 238 | | | 43 | 74 | | | | |
| 05:30 | | 21 | 199 | | | 56 | 75 | | | | |
| 05:45 | | 27 | 181 | 65 | 854 | 80 | 67 | 208 | 297 | 273 | 1151 |
| 06:00 | | 23 | 180 | | | 90 | 60 | | | | |
| 06:15 | | 25 | 149 | | | 94 | 62 | | | | |
| 06:30 | | 32 | 156 | | | 108 | 76 | | | | |
| 06:45 | | 47 | 113 | 127 | 598 | 137 | 78 | 429 | 276 | 556 | 874 |
| 07:00 | | 72 | 112 | | | 116 | 52 | | | | |
| 07:15 | | 68 | 99 | | | 105 | 44 | | | | |
| 07:30 | | 71 | 78 | | | 124 | 43 | | | | |
| 07:45 | | 65 | 76 | 276 | 365 | 75 | 42 | 420 | 181 | 696 | 546 |
| 08:00 | | 86 | 49 | | | 109 | 32 | | | | |
| 08:15 | | 83 | 67 | | | 110 | 43 | | | | |
| 08:30 | | 77 | 35 | | | 115 | 39 | | | | |
| 08:45 | | 84 | 52 | 330 | 203 | 99 | 33 | 433 | 147 | 763 | 350 |
| 09:00 | | 103 | 64 | | | 98 | 23 | | | | |
| 09:15 | | 79 | 39 | | | 111 | 22 | | | | |
| 09:30 | | 74 | 47 | | | 111 | 29 | | | | |
| 09:45 | | 88 | 39 | 344 | 189 | 101 | 30 | 421 | 104 | 765 | 293 |
| 10:00 | | 71 | 40 | | | 100 | 27 | | | | |
| 10:15 | | 67 | 39 | | | 81 | 35 | | | | |
| 10:30 | | 91 | 27 | | | 75 | 15 | | | | |
| 10:45 | | 82 | 33 | 311 | 139 | 55 | 31 | 311 | 108 | 622 | 247 |
| 11:00 | | 71 | 26 | | | 71 | 35 | | | | |
| 11:15 | | 82 | 20 | | | 74 | 20 | | | | |
| 11:30 | | 89 | 26 | | | 74 | 11 | | | | |
| 11:45 | | 97 | 30 | 339 | 102 | 67 | 13 | 286 | 79 | 625 | 181 |
| Total | | 1951 | 5080 | | | 2661 | 2388 | | | 4612 | 7468 |
| Percent | | 27.7% | 72.3% | | | 52.7% | 47.3% | | | 38.2% | 61.8% |

Accurate Counts
978-664-2565

Location : Binney Street
Location : East of Sixth Street
City/State: Cambridge, MA
Counter : 13569

03800005
Site Code: 03800005

| Start Time | 18-May-11 Wed | WB | | Hour Totals | | EB | | Hour Totals | | Combined Totals | |
|------------|------------------|---------|-----------|-------------|-----------|---------|-----------|-------------|-----------|-----------------|-----------|
| | | Morning | Afternoon | Morning | Afternoon | Morning | Afternoon | Morning | Afternoon | Morning | Afternoon |
| 12:00 | | 29 | 107 | | | 9 | 64 | | | | |
| 12:15 | | 13 | 99 | | | 9 | 70 | | | | |
| 12:30 | | 11 | 73 | | | 3 | 65 | | | | |
| 12:45 | | 7 | 79 | 60 | 358 | 8 | 74 | 29 | 273 | 89 | 631 |
| 01:00 | | 13 | 98 | | | 6 | 60 | | | | |
| 01:15 | | 14 | 92 | | | 9 | 77 | | | | |
| 01:30 | | 4 | 110 | | | 8 | 66 | | | | |
| 01:45 | | 8 | 109 | 39 | 409 | 3 | 61 | 26 | 264 | 65 | 673 |
| 02:00 | | 9 | 114 | | | 9 | 75 | | | | |
| 02:15 | | 1 | 136 | | | 9 | 47 | | | | |
| 02:30 | | 2 | 128 | | | 4 | 47 | | | | |
| 02:45 | | 3 | 145 | 15 | 523 | 4 | 64 | 26 | 233 | 41 | 756 |
| 03:00 | | 7 | 166 | | | 9 | 58 | | | | |
| 03:15 | | 6 | 176 | | | 5 | 70 | | | | |
| 03:30 | | 4 | 182 | | | 6 | 73 | | | | |
| 03:45 | | 6 | 157 | 23 | 681 | 8 | 63 | 28 | 264 | 51 | 945 |
| 04:00 | | 5 | 194 | | | 9 | 64 | | | | |
| 04:15 | | 9 | 183 | | | 9 | 51 | | | | |
| 04:30 | | 4 | 194 | | | 5 | 67 | | | | |
| 04:45 | | 8 | 202 | 26 | 773 | 23 | 64 | 46 | 246 | 72 | 1019 |
| 05:00 | | 12 | 206 | | | 23 | 80 | | | | |
| 05:15 | | 10 | 223 | | | 40 | 59 | | | | |
| 05:30 | | 15 | 198 | | | 57 | 69 | | | | |
| 05:45 | | 13 | 189 | 50 | 816 | 56 | 81 | 176 | 289 | 226 | 1105 |
| 06:00 | | 31 | 158 | | | 63 | 67 | | | | |
| 06:15 | | 30 | 162 | | | 82 | 61 | | | | |
| 06:30 | | 29 | 146 | | | 71 | 82 | | | | |
| 06:45 | | 47 | 126 | 137 | 592 | 122 | 64 | 338 | 274 | 475 | 866 |
| 07:00 | | 64 | 111 | | | 99 | 49 | | | | |
| 07:15 | | 67 | 90 | | | 115 | 54 | | | | |
| 07:30 | | 62 | 75 | | | 126 | 41 | | | | |
| 07:45 | | 74 | 79 | 267 | 355 | 102 | 50 | 442 | 194 | 709 | 549 |
| 08:00 | | 81 | 59 | | | 97 | 42 | | | | |
| 08:15 | | 97 | 49 | | | 107 | 32 | | | | |
| 08:30 | | 86 | 52 | | | 123 | 31 | | | | |
| 08:45 | | 91 | 46 | 355 | 206 | 127 | 32 | 454 | 137 | 809 | 343 |
| 09:00 | | 79 | 58 | | | 109 | 21 | | | | |
| 09:15 | | 66 | 47 | | | 91 | 43 | | | | |
| 09:30 | | 100 | 37 | | | 109 | 32 | | | | |
| 09:45 | | 78 | 48 | 323 | 190 | 94 | 25 | 403 | 121 | 726 | 311 |
| 10:00 | | 71 | 44 | | | 80 | 22 | | | | |
| 10:15 | | 76 | 31 | | | 88 | 28 | | | | |
| 10:30 | | 69 | 32 | | | 69 | 21 | | | | |
| 10:45 | | 72 | 37 | 288 | 144 | 94 | 31 | 331 | 102 | 619 | 246 |
| 11:00 | | 74 | 25 | | | 68 | 15 | | | | |
| 11:15 | | 94 | 30 | | | 58 | 20 | | | | |
| 11:30 | | 89 | 19 | | | 54 | 12 | | | | |
| 11:45 | | 85 | 19 | 342 | 93 | 62 | 12 | 242 | 59 | 584 | 152 |
| Total | | 1925 | 5140 | | | 2541 | 2456 | | | 4466 | 7596 |
| Percent | | 27.2% | 72.8% | | | 50.9% | 49.1% | | | 37.0% | 63.0% |

Accurate Counts
978-664-2565

Location : Binney Street
Location : East of Sixth Street
City/State: Cambridge, MA
Counter : 13569

03800005
Site Code: 03800005

| Start Time | 19-May-11 Thu | WB | | Hour Totals | | EB | | Hour Totals | | Combined Totals | |
|------------|------------------|---------|-----------|-------------|-----------|---------|-----------|-------------|-----------|-----------------|-----------|
| | | Morning | Afternoon | Morning | Afternoon | Morning | Afternoon | Morning | Afternoon | Morning | Afternoon |
| 12:00 | | 23 | 105 | | | 10 | 58 | | | | |
| 12:15 | | 18 | 88 | | | 7 | 58 | | | | |
| 12:30 | | 10 | 90 | | | 8 | 73 | | | | |
| 12:45 | | 16 | 89 | 67 | 372 | 12 | 73 | 37 | 262 | 104 | 634 |
| 01:00 | | 11 | 78 | | | 6 | 72 | | | | |
| 01:15 | | 15 | 89 | | | 3 | 63 | | | | |
| 01:30 | | 6 | 92 | | | 13 | 49 | | | | |
| 01:45 | | 8 | 102 | 40 | 361 | 3 | 57 | 25 | 241 | 65 | 602 |
| 02:00 | | 3 | 125 | | | 8 | 45 | | | | |
| 02:15 | | 8 | 119 | | | 7 | 52 | | | | |
| 02:30 | | 7 | 119 | | | 8 | 37 | | | | |
| 02:45 | | 6 | 120 | 24 | 483 | 1 | 42 | 24 | 176 | 48 | 659 |
| 03:00 | | 5 | 168 | | | 5 | 42 | | | | |
| 03:15 | | 6 | 154 | | | 3 | 37 | | | | |
| 03:30 | | 9 | 163 | | | 2 | 57 | | | | |
| 03:45 | | 8 | 154 | 28 | 639 | 10 | 31 | 20 | 167 | 48 | 806 |
| 04:00 | | 5 | 206 | | | 17 | 48 | | | | |
| 04:15 | | 7 | 191 | | | 8 | 38 | | | | |
| 04:30 | | 8 | 216 | | | 9 | 46 | | | | |
| 04:45 | | 8 | 209 | 28 | 822 | 25 | 58 | 59 | 190 | 87 | 1012 |
| 05:00 | | 7 | 233 | | | 25 | 56 | | | | |
| 05:15 | | 11 | 221 | | | 35 | 64 | | | | |
| 05:30 | | 17 | 194 | | | 55 | 58 | | | | |
| 05:45 | | 29 | 195 | 64 | 843 | 63 | 74 | 178 | 252 | 242 | 1095 |
| 06:00 | | 25 | 178 | | | 52 | 52 | | | | |
| 06:15 | | 28 | 153 | | | 68 | 67 | | | | |
| 06:30 | | 40 | 135 | | | 99 | 65 | | | | |
| 06:45 | | 48 | 119 | 141 | 585 | 108 | 53 | 327 | 237 | 468 | 822 |
| 07:00 | | 61 | 106 | | | 104 | 32 | | | | |
| 07:15 | | 57 | 102 | | | 95 | 41 | | | | |
| 07:30 | | 65 | 91 | | | 110 | 36 | | | | |
| 07:45 | | 76 | 77 | 259 | 376 | 71 | 30 | 380 | 139 | 639 | 515 |
| 08:00 | | 77 | 72 | | | 96 | 22 | | | | |
| 08:15 | | 92 | 51 | | | 117 | 26 | | | | |
| 08:30 | | 92 | 57 | | | 105 | 28 | | | | |
| 08:45 | | 92 | 50 | 353 | 230 | 98 | 31 | 416 | 107 | 769 | 337 |
| 09:00 | | 93 | 54 | | | 103 | 30 | | | | |
| 09:15 | | 84 | 42 | | | 117 | 25 | | | | |
| 09:30 | | 94 | 39 | | | 111 | 24 | | | | |
| 09:45 | | 88 | 45 | 359 | 180 | 113 | 9 | 444 | 88 | 803 | 268 |
| 10:00 | | 65 | 52 | | | 87 | 13 | | | | |
| 10:15 | | 91 | 44 | | | 84 | 16 | | | | |
| 10:30 | | 65 | 20 | | | 91 | 16 | | | | |
| 10:45 | | 71 | 33 | 292 | 149 | 80 | 13 | 342 | 58 | 634 | 207 |
| 11:00 | | 95 | 38 | | | 78 | 18 | | | | |
| 11:15 | | 73 | 32 | | | 64 | 11 | | | | |
| 11:30 | | 87 | 27 | | | 61 | 12 | | | | |
| 11:45 | | 110 | 16 | 365 | 113 | 79 | 10 | 282 | 51 | 647 | 164 |
| Total | | 2020 | 5153 | | | 2534 | 1968 | | | 4554 | 7121 |
| Percent | | 28.2% | 71.8% | | | 56.3% | 43.7% | | | 39.0% | 61.0% |

Accurate Counts
978-664-2565

Location : Binney Street
Location : East of Sixth Street
City/State: Cambridge, MA
Counter : 13569

03800005
Site Code: 03800005

| Start Time | 20-May-11 Fri | WB | | Hour Totals | | EB | | Hour Totals | | Combined Totals | |
|-------------|------------------|---------|-----------|-------------|-----------|---------|-----------|-------------|-----------|-----------------|-----------|
| | | Morning | Afternoon | Morning | Afternoon | Morning | Afternoon | Morning | Afternoon | Morning | Afternoon |
| 12:00 | | 29 | 128 | | | 7 | 74 | | | | |
| 12:15 | | 17 | 108 | | | 3 | 91 | | | | |
| 12:30 | | 10 | 107 | | | 6 | 83 | | | | |
| 12:45 | | 13 | 69 | 69 | 412 | 7 | 89 | 23 | 337 | 92 | 749 |
| 01:00 | | 10 | 82 | | | 4 | 76 | | | | |
| 01:15 | | 8 | 108 | | | 8 | 102 | | | | |
| 01:30 | | 7 | 108 | | | 3 | 76 | | | | |
| 01:45 | | 3 | 104 | 28 | 402 | 1 | 76 | 16 | 330 | 44 | 732 |
| 02:00 | | 5 | 127 | | | 7 | 55 | | | | |
| 02:15 | | 5 | 135 | | | 6 | 76 | | | | |
| 02:30 | | 12 | 130 | | | 1 | 63 | | | | |
| 02:45 | | 14 | 133 | 36 | 525 | 3 | 93 | 17 | 287 | 53 | 812 |
| 03:00 | | 5 | 151 | | | 4 | 89 | | | | |
| 03:15 | | 7 | 146 | | | 9 | 69 | | | | |
| 03:30 | | 10 | 164 | | | 6 | 81 | | | | |
| 03:45 | | 6 | 155 | 28 | 616 | 5 | 77 | 24 | 316 | 52 | 932 |
| 04:00 | | 9 | 182 | | | 4 | 82 | | | | |
| 04:15 | | 3 | 205 | | | 5 | 68 | | | | |
| 04:30 | | 8 | 182 | | | 7 | 83 | | | | |
| 04:45 | | 6 | 166 | 26 | 735 | 10 | 77 | 26 | 310 | 52 | 1045 |
| 05:00 | | 8 | 208 | | | 13 | 86 | | | | |
| 05:15 | | 19 | 201 | | | 20 | 93 | | | | |
| 05:30 | | 11 | 151 | | | 19 | 72 | | | | |
| 05:45 | | 17 | 140 | 55 | 700 | 38 | 84 | 90 | 335 | 145 | 1035 |
| 06:00 | | 19 | 121 | | | 55 | 91 | | | | |
| 06:15 | | 32 | 127 | | | 43 | 77 | | | | |
| 06:30 | | 36 | 94 | | | 67 | 73 | | | | |
| 06:45 | | 46 | 87 | 133 | 429 | 72 | 78 | 237 | 319 | 370 | 748 |
| 07:00 | | 71 | 102 | | | 76 | 69 | | | | |
| 07:15 | | 56 | 89 | | | 77 | 50 | | | | |
| 07:30 | | 59 | 79 | | | 91 | 63 | | | | |
| 07:45 | | 85 | 84 | 271 | 354 | 99 | 51 | 343 | 233 | 614 | 587 |
| 08:00 | | 79 | 51 | | | 96 | 67 | | | | |
| 08:15 | | 77 | 73 | | | 91 | 44 | | | | |
| 08:30 | | 76 | 50 | | | 117 | 47 | | | | |
| 08:45 | | 85 | 54 | 317 | 228 | 88 | 57 | 392 | 215 | 709 | 443 |
| 09:00 | | 99 | 53 | | | 95 | 37 | | | | |
| 09:15 | | 71 | 64 | | | 60 | 41 | | | | |
| 09:30 | | 70 | 28 | | | 72 | 28 | | | | |
| 09:45 | | 92 | 42 | 332 | 187 | 86 | 29 | 313 | 135 | 645 | 322 |
| 10:00 | | 67 | 49 | | | 108 | 33 | | | | |
| 10:15 | | 84 | 34 | | | 108 | 36 | | | | |
| 10:30 | | 87 | 42 | | | 93 | 25 | | | | |
| 10:45 | | 91 | 43 | 329 | 168 | 89 | 35 | 398 | 129 | 727 | 297 |
| 11:00 | | 77 | 36 | | | 80 | 30 | | | | |
| 11:15 | | 91 | 40 | | | 66 | 21 | | | | |
| 11:30 | | 92 | 28 | | | 94 | 19 | | | | |
| 11:45 | | 95 | 44 | 355 | 148 | 69 | 34 | 309 | 104 | 664 | 252 |
| Total | | 1979 | 4904 | | | 2188 | 3050 | | | 4167 | 7954 |
| Percent | | 28.8% | 71.2% | | | 41.8% | 58.2% | | | 34.4% | 65.6% |
| Grand Total | | 9686 | 25075 | | | 12856 | 12564 | | | 22542 | 37639 |
| Percent | | 27.9% | 72.1% | | | 50.6% | 49.4% | | | 37.5% | 62.5% |

ADT

ADT 11,984

AADT 11,984

Accurate Counts

978-664-2565

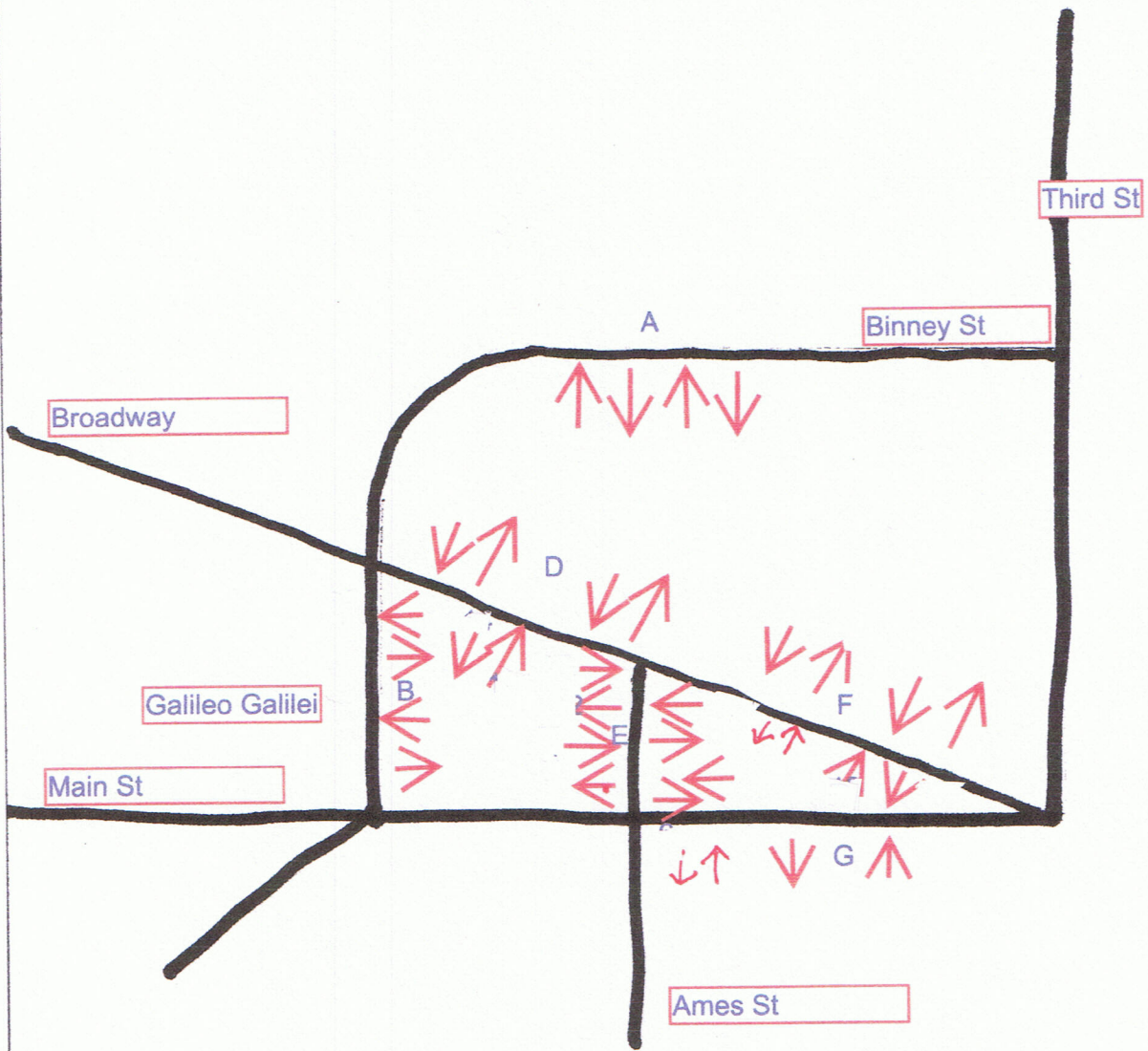
Location : Binney Street
 Location : East of Sixth Street
 City/State: Cambridge, MA
 Counter : 13569

03800005
 Site Code: 03800005

| Start Time | 16-May-11 | | Tue | | Wed | | Thu | | Fri | | Sat | | Sun | | Week Average | |
|------------|------------|------------|------------|------------|------------|------------|------------|------------|------------|------------|-----|----|-----|----|--------------|------------|
| | WB | EB | WB | EB | WB | EB | WB | EB | WB | EB | WB | EB | WB | EB | WB | EB |
| 12:00 AM | 51 | 30 | 58 | 36 | 60 | 29 | 67 | 37 | 69 | 23 | * | * | * | * | 61 | 31 |
| 01:00 | 36 | 20 | 33 | 22 | 39 | 26 | 40 | 25 | 28 | 16 | * | * | * | * | 35 | 22 |
| 02:00 | 23 | 19 | 22 | 21 | 15 | 26 | 24 | 24 | 36 | 17 | * | * | * | * | 24 | 21 |
| 03:00 | 21 | 21 | 17 | 20 | 23 | 28 | 28 | 20 | 28 | 24 | * | * | * | * | 23 | 23 |
| 04:00 | 22 | 52 | 29 | 54 | 26 | 46 | 28 | 59 | 26 | 26 | * | * | * | * | 26 | 47 |
| 05:00 | 72 | 172 | 65 | 208 | 50 | 176 | 64 | 178 | 55 | 90 | * | * | * | * | 61 | 165 |
| 06:00 | 124 | 387 | 127 | 429 | 137 | 338 | 141 | 327 | 133 | 237 | * | * | * | * | 132 | 344 |
| 07:00 | 263 | 528 | 276 | 420 | 267 | 442 | 259 | 380 | 271 | 343 | * | * | * | * | 267 | 423 |
| 08:00 | 300 | 564 | 330 | 433 | 355 | 454 | 353 | 416 | 317 | 392 | * | * | * | * | 331 | 452 |
| 09:00 | 311 | 524 | 344 | 421 | 323 | 403 | 359 | 444 | 332 | 313 | * | * | * | * | 334 | 421 |
| 10:00 | 270 | 363 | 311 | 311 | 288 | 331 | 292 | 342 | 329 | 398 | * | * | * | * | 298 | 349 |
| 11:00 | 318 | 252 | 339 | 286 | 342 | 242 | 365 | 282 | 355 | 309 | * | * | * | * | 344 | 274 |
| 12:00 PM | 323 | 300 | 332 | 263 | 358 | 273 | 372 | 262 | 412 | 337 | * | * | * | * | 359 | 287 |
| 01:00 | 377 | 304 | 347 | 253 | 409 | 264 | 361 | 264 | 402 | 330 | * | * | * | * | 379 | 278 |
| 02:00 | 448 | 278 | 462 | 214 | 523 | 233 | 483 | 176 | 525 | 287 | * | * | * | * | 488 | 238 |
| 03:00 | 646 | 277 | 719 | 231 | 681 | 264 | 639 | 167 | 616 | 316 | * | * | * | * | 660 | 251 |
| 04:00 | 789 | 287 | 770 | 235 | 773 | 246 | 822 | 190 | 735 | 310 | * | * | * | * | 778 | 254 |
| 05:00 | 810 | 375 | 854 | 297 | 816 | 289 | 843 | 252 | 700 | 335 | * | * | * | * | 805 | 310 |
| 06:00 | 509 | 300 | 598 | 276 | 592 | 274 | 585 | 237 | 429 | 319 | * | * | * | * | 543 | 281 |
| 07:00 | 331 | 191 | 365 | 181 | 355 | 194 | 376 | 139 | 354 | 233 | * | * | * | * | 356 | 188 |
| 08:00 | 226 | 141 | 203 | 147 | 206 | 137 | 230 | 107 | 228 | 215 | * | * | * | * | 219 | 149 |
| 09:00 | 147 | 104 | 189 | 104 | 190 | 121 | 180 | 88 | 187 | 135 | * | * | * | * | 179 | 110 |
| 10:00 | 115 | 94 | 139 | 108 | 144 | 102 | 149 | 58 | 168 | 129 | * | * | * | * | 143 | 98 |
| 11:00 | 77 | 51 | 102 | 79 | 93 | 59 | 113 | 51 | 148 | 104 | * | * | * | * | 107 | 69 |
| Lane | 6609 | 5634 | 7031 | 5049 | 7065 | 4997 | 7173 | 4502 | 6883 | 5238 | 0 | 0 | 0 | 0 | 6952 | 5085 |
| Day | 12243 | | 12080 | | 12062 | | 11675 | | 12121 | | 0 | | 0 | | 12037 | |
| AM Peak | 11:00 | 08:00 | 09:00 | 08:00 | 08:00 | 08:00 | 11:00 | 09:00 | 11:00 | 10:00 | | | | | 11:00 | 08:00 |
| Vol. | 318 | 564 | 344 | 433 | 355 | 454 | 365 | 444 | 355 | 398 | | | | | 344 | 452 |
| PM Peak | 17:00 | 17:00 | 17:00 | 17:00 | 17:00 | 17:00 | 17:00 | 12:00 | 16:00 | 12:00 | | | | | 17:00 | 17:00 |
| Vol. | 810 | 375 | 854 | 297 | 816 | 289 | 843 | 262 | 735 | 337 | | | | | 805 | 310 |

| | | | | | | | | |
|-------------|------------|-------------|-------|-------|-------|---|---|-------|
| Comb. Total | 12243 | 12080 | 12062 | 11675 | 12121 | 0 | 0 | 12037 |
| ADT | ADT 11,984 | AADT 11,984 | | | | | | |

Manual Traffic Count Data



Accurate Counts

978-664-2565

Ins & Outs
 Area 'A' / Binney Street
 City/State : Cambridge, MA
 Weather : Cloudy

File Name : 0380000a
 Site Code : 0380000A
 Start Date : 5/17/2011
 Page No : 1

Groups Printed- Cars - Trucks

| Start Time | From North | | | | East Driveway From East | | | | From South | | | | West Driveway From West | | | | Int. Total |
|--------------------|------------|---|---|---|----------------------------|---|------|---|------------|---|---|---|----------------------------|---|------|---|------------|
| | | | | | | | IN | | | | | | | | OUT | | |
| 07:00 | 0 | 0 | 0 | 0 | 0 | 0 | 44 | 0 | 0 | 0 | 0 | 0 | 0 | 0 | 5 | 0 | 49 |
| 07:15 | 0 | 0 | 0 | 0 | 0 | 0 | 55 | 0 | 0 | 0 | 0 | 0 | 0 | 0 | 10 | 0 | 65 |
| 07:30 | 0 | 0 | 0 | 0 | 0 | 0 | 34 | 0 | 0 | 0 | 0 | 0 | 0 | 0 | 2 | 0 | 36 |
| 07:45 | 0 | 0 | 0 | 0 | 0 | 0 | 45 | 0 | 0 | 0 | 0 | 0 | 0 | 0 | 5 | 0 | 50 |
| Total | 0 | 0 | 0 | 0 | 0 | 0 | 178 | 0 | 0 | 0 | 0 | 0 | 0 | 0 | 22 | 0 | 200 |
| 08:00 | 0 | 0 | 0 | 0 | 0 | 0 | 51 | 0 | 0 | 0 | 0 | 0 | 0 | 0 | 0 | 0 | 51 |
| 08:15 | 0 | 0 | 0 | 0 | 0 | 0 | 42 | 0 | 0 | 0 | 0 | 0 | 0 | 0 | 1 | 0 | 43 |
| 08:30 | 0 | 0 | 0 | 0 | 0 | 0 | 48 | 0 | 0 | 0 | 0 | 0 | 0 | 0 | 4 | 0 | 52 |
| 08:45 | 0 | 0 | 0 | 0 | 0 | 0 | 62 | 0 | 0 | 0 | 0 | 0 | 0 | 0 | 12 | 0 | 74 |
| Total | 0 | 0 | 0 | 0 | 0 | 0 | 203 | 0 | 0 | 0 | 0 | 0 | 0 | 0 | 17 | 0 | 220 |
| Grand Total | 0 | 0 | 0 | 0 | 0 | 0 | 381 | 0 | 0 | 0 | 0 | 0 | 0 | 0 | 39 | 0 | 420 |
| Approch % | 0 | 0 | 0 | 0 | 0 | 0 | 100 | 0 | 0 | 0 | 0 | 0 | 0 | 0 | 100 | 0 | |
| Total % | 0 | 0 | 0 | 0 | 0 | 0 | 90.7 | 0 | 0 | 0 | 0 | 0 | 0 | 0 | 9.3 | 0 | |
| Cars | 0 | 0 | 0 | 0 | 0 | 0 | 378 | 0 | 0 | 0 | 0 | 0 | 0 | 0 | 37 | 0 | 415 |
| % Cars | 0 | 0 | 0 | 0 | 0 | 0 | 99.2 | 0 | 0 | 0 | 0 | 0 | 0 | 0 | 94.9 | 0 | 98.8 |
| Trucks | 0 | 0 | 0 | 0 | 0 | 0 | 3 | 0 | 0 | 0 | 0 | 0 | 0 | 0 | 2 | 0 | 5 |
| % Trucks | 0 | 0 | 0 | 0 | 0 | 0 | 0.8 | 0 | 0 | 0 | 0 | 0 | 0 | 0 | 5.1 | 0 | 1.2 |

Accurate Counts

978-664-2565

Ins & Outs
 Area 'A' / Binney Street
 City/State : Cambridge, MA
 Weather : Cloudy

File Name : 0380000a
 Site Code : 0380000A
 Start Date : 5/17/2011
 Page No : 1

Groups Printed- Cars

| Start Time | From North | | | | East Driveway From East | | | | From South | | | | West Driveway From West | | | | Int. Total |
|--------------------|------------|---|---|---|----------------------------|---|------|---|------------|---|---|---|----------------------------|---|-----|---|------------|
| | | | | | | | IN | | | | | | | | OUT | | |
| 07:00 | 0 | 0 | 0 | 0 | 0 | 0 | 44 | 0 | 0 | 0 | 0 | 0 | 0 | 0 | 5 | 0 | 49 |
| 07:15 | 0 | 0 | 0 | 0 | 0 | 0 | 55 | 0 | 0 | 0 | 0 | 0 | 0 | 0 | 10 | 0 | 65 |
| 07:30 | 0 | 0 | 0 | 0 | 0 | 0 | 34 | 0 | 0 | 0 | 0 | 0 | 0 | 0 | 2 | 0 | 36 |
| 07:45 | 0 | 0 | 0 | 0 | 0 | 0 | 44 | 0 | 0 | 0 | 0 | 0 | 0 | 0 | 4 | 0 | 48 |
| Total | 0 | 0 | 0 | 0 | 0 | 0 | 177 | 0 | 0 | 0 | 0 | 0 | 0 | 0 | 21 | 0 | 198 |
| 08:00 | 0 | 0 | 0 | 0 | 0 | 0 | 51 | 0 | 0 | 0 | 0 | 0 | 0 | 0 | 0 | 0 | 51 |
| 08:15 | 0 | 0 | 0 | 0 | 0 | 0 | 42 | 0 | 0 | 0 | 0 | 0 | 0 | 0 | 1 | 0 | 43 |
| 08:30 | 0 | 0 | 0 | 0 | 0 | 0 | 48 | 0 | 0 | 0 | 0 | 0 | 0 | 0 | 4 | 0 | 52 |
| 08:45 | 0 | 0 | 0 | 0 | 0 | 0 | 60 | 0 | 0 | 0 | 0 | 0 | 0 | 0 | 11 | 0 | 71 |
| Total | 0 | 0 | 0 | 0 | 0 | 0 | 201 | 0 | 0 | 0 | 0 | 0 | 0 | 0 | 16 | 0 | 217 |
| Grand Total | 0 | 0 | 0 | 0 | 0 | 0 | 378 | 0 | 0 | 0 | 0 | 0 | 0 | 0 | 37 | 0 | 415 |
| Apprch % | 0 | 0 | 0 | 0 | 0 | 0 | 100 | 0 | 0 | 0 | 0 | 0 | 0 | 0 | 100 | 0 | |
| Total % | 0 | 0 | 0 | 0 | 0 | 0 | 91.1 | 0 | 0 | 0 | 0 | 0 | 0 | 0 | 8.9 | 0 | |

Accurate Counts

978-664-2565

Ins & Outs
 Area 'A' / Binney Street
 City/State : Cambridge, MA
 Weather : Cloudy

File Name : 0380000a
 Site Code : 0380000A
 Start Date : 5/17/2011
 Page No : 1

Groups Printed- Trucks

| Start Time | From North | | | | East Driveway From East | | | | From South | | | | West Driveway From West | | | | Int. Total |
|--------------------|------------|---|---|---|----------------------------|---|-----|---|------------|---|---|---|----------------------------|---|-----|---|------------|
| | | | | | | | IN | | | | | | | | OUT | | |
| 07:00 | 0 | 0 | 0 | 0 | 0 | 0 | 0 | 0 | 0 | 0 | 0 | 0 | 0 | 0 | 0 | 0 | 0 |
| 07:15 | 0 | 0 | 0 | 0 | 0 | 0 | 0 | 0 | 0 | 0 | 0 | 0 | 0 | 0 | 0 | 0 | 0 |
| 07:30 | 0 | 0 | 0 | 0 | 0 | 0 | 0 | 0 | 0 | 0 | 0 | 0 | 0 | 0 | 0 | 0 | 0 |
| 07:45 | 0 | 0 | 0 | 0 | 0 | 0 | 1 | 0 | 0 | 0 | 0 | 0 | 0 | 0 | 1 | 0 | 2 |
| Total | 0 | 0 | 0 | 0 | 0 | 0 | 1 | 0 | 0 | 0 | 0 | 0 | 0 | 0 | 1 | 0 | 2 |
| 08:00 | 0 | 0 | 0 | 0 | 0 | 0 | 0 | 0 | 0 | 0 | 0 | 0 | 0 | 0 | 0 | 0 | 0 |
| 08:15 | 0 | 0 | 0 | 0 | 0 | 0 | 0 | 0 | 0 | 0 | 0 | 0 | 0 | 0 | 0 | 0 | 0 |
| 08:30 | 0 | 0 | 0 | 0 | 0 | 0 | 0 | 0 | 0 | 0 | 0 | 0 | 0 | 0 | 0 | 0 | 0 |
| 08:45 | 0 | 0 | 0 | 0 | 0 | 0 | 2 | 0 | 0 | 0 | 0 | 0 | 0 | 0 | 1 | 0 | 3 |
| Total | 0 | 0 | 0 | 0 | 0 | 0 | 2 | 0 | 0 | 0 | 0 | 0 | 0 | 0 | 1 | 0 | 3 |
| Grand Total | 0 | 0 | 0 | 0 | 0 | 0 | 3 | 0 | 0 | 0 | 0 | 0 | 0 | 0 | 2 | 0 | 5 |
| Apprch % | 0 | 0 | 0 | 0 | 0 | 0 | 100 | 0 | 0 | 0 | 0 | 0 | 0 | 0 | 100 | 0 | |
| Total % | 0 | 0 | 0 | 0 | 0 | 0 | 60 | 0 | 0 | 0 | 0 | 0 | 0 | 0 | 40 | 0 | |

Accurate Counts

978-664-2565

Ins & Outs
 Area 'A' / Binney Street
 City/State : Cambridge, MA
 Weather : Cloudy

File Name : 0380000a
 Site Code : 0380000A
 Start Date : 5/17/2011
 Page No : 1

Groups Printed- Cars - Trucks

| Start Time | From North | | | | East Driveway From East | | | | From South | | | | West Driveway From West | | | | Int. Total |
|--------------------|------------|---|---|---|----------------------------|---|------|---|------------|---|---|---|----------------------------|---|------|---|------------|
| | | | | | | | IN | | | | | | | | OUT | | |
| 11:00 | 0 | 0 | 0 | 0 | 0 | 0 | 6 | 0 | 0 | 0 | 0 | 0 | 0 | 0 | 3 | 0 | 9 |
| 11:15 | 0 | 0 | 0 | 0 | 0 | 0 | 12 | 0 | 0 | 0 | 0 | 0 | 0 | 0 | 2 | 0 | 14 |
| 11:30 | 0 | 0 | 0 | 0 | 0 | 0 | 6 | 0 | 0 | 0 | 0 | 0 | 0 | 0 | 5 | 0 | 11 |
| 11:45 | 0 | 0 | 0 | 0 | 0 | 0 | 9 | 0 | 0 | 0 | 0 | 0 | 0 | 0 | 7 | 0 | 16 |
| Total | 0 | 0 | 0 | 0 | 0 | 0 | 33 | 0 | 0 | 0 | 0 | 0 | 0 | 0 | 17 | 0 | 50 |
| 12:00 | 0 | 0 | 0 | 0 | 0 | 0 | 13 | 0 | 0 | 0 | 0 | 0 | 0 | 0 | 15 | 0 | 28 |
| 12:15 | 0 | 0 | 0 | 0 | 0 | 0 | 12 | 0 | 0 | 0 | 0 | 0 | 0 | 0 | 10 | 0 | 22 |
| 12:30 | 0 | 0 | 0 | 0 | 0 | 0 | 11 | 0 | 0 | 0 | 0 | 0 | 0 | 0 | 4 | 0 | 15 |
| 12:45 | 0 | 0 | 0 | 0 | 0 | 0 | 10 | 0 | 0 | 0 | 0 | 0 | 0 | 0 | 5 | 0 | 15 |
| Total | 0 | 0 | 0 | 0 | 0 | 0 | 46 | 0 | 0 | 0 | 0 | 0 | 0 | 0 | 34 | 0 | 80 |
| Grand Total | 0 | 0 | 0 | 0 | 0 | 0 | 79 | 0 | 0 | 0 | 0 | 0 | 0 | 0 | 51 | 0 | 130 |
| Approch % | 0 | 0 | 0 | 0 | 0 | 0 | 100 | 0 | 0 | 0 | 0 | 0 | 0 | 0 | 100 | 0 | |
| Total % | 0 | 0 | 0 | 0 | 0 | 0 | 60.8 | 0 | 0 | 0 | 0 | 0 | 0 | 0 | 39.2 | 0 | |
| Cars | 0 | 0 | 0 | 0 | 0 | 0 | 77 | 0 | 0 | 0 | 0 | 0 | 0 | 0 | 49 | 0 | 126 |
| % Cars | 0 | 0 | 0 | 0 | 0 | 0 | 97.5 | 0 | 0 | 0 | 0 | 0 | 0 | 0 | 96.1 | 0 | 96.9 |
| Trucks | 0 | 0 | 0 | 0 | 0 | 0 | 2 | 0 | 0 | 0 | 0 | 0 | 0 | 0 | 2 | 0 | 4 |
| % Trucks | 0 | 0 | 0 | 0 | 0 | 0 | 2.5 | 0 | 0 | 0 | 0 | 0 | 0 | 0 | 3.9 | 0 | 3.1 |

Accurate Counts

978-664-2565

Ins & Outs
 Area 'A' / Binney Street
 City/State : Cambridge, MA
 Weather : Cloudy

File Name : 0380000a
 Site Code : 0380000A
 Start Date : 5/17/2011
 Page No : 1

Groups Printed- Cars

| Start Time | From North | | | | East Driveway From East | | | | From South | | | | West Driveway From West | | | | Int. Total |
|--------------------|------------|----------|----------|----------|----------------------------|----------|-----------|----------|------------|----------|----------|----------|----------------------------|----------|-----------|----------|------------|
| | | | | | | | IN | | | | | | | | OUT | | |
| 11:00 | 0 | 0 | 0 | 0 | 0 | 0 | 6 | 0 | 0 | 0 | 0 | 0 | 0 | 0 | 3 | 0 | 9 |
| 11:15 | 0 | 0 | 0 | 0 | 0 | 0 | 12 | 0 | 0 | 0 | 0 | 0 | 0 | 0 | 2 | 0 | 14 |
| 11:30 | 0 | 0 | 0 | 0 | 0 | 0 | 6 | 0 | 0 | 0 | 0 | 0 | 0 | 0 | 5 | 0 | 11 |
| 11:45 | 0 | 0 | 0 | 0 | 0 | 0 | 8 | 0 | 0 | 0 | 0 | 0 | 0 | 0 | 6 | 0 | 14 |
| Total | 0 | 0 | 0 | 0 | 0 | 0 | 32 | 0 | 0 | 0 | 0 | 0 | 0 | 0 | 16 | 0 | 48 |
| 12:00 | 0 | 0 | 0 | 0 | 0 | 0 | 13 | 0 | 0 | 0 | 0 | 0 | 0 | 0 | 15 | 0 | 28 |
| 12:15 | 0 | 0 | 0 | 0 | 0 | 0 | 11 | 0 | 0 | 0 | 0 | 0 | 0 | 0 | 10 | 0 | 21 |
| 12:30 | 0 | 0 | 0 | 0 | 0 | 0 | 11 | 0 | 0 | 0 | 0 | 0 | 0 | 0 | 4 | 0 | 15 |
| 12:45 | 0 | 0 | 0 | 0 | 0 | 0 | 10 | 0 | 0 | 0 | 0 | 0 | 0 | 0 | 4 | 0 | 14 |
| Total | 0 | 0 | 0 | 0 | 0 | 0 | 45 | 0 | 0 | 0 | 0 | 0 | 0 | 0 | 33 | 0 | 78 |
| Grand Total | 0 | 0 | 0 | 0 | 0 | 0 | 77 | 0 | 0 | 0 | 0 | 0 | 0 | 0 | 49 | 0 | 126 |
| Apprch % | 0 | 0 | 0 | 0 | 0 | 0 | 100 | 0 | 0 | 0 | 0 | 0 | 0 | 0 | 100 | 0 | |
| Total % | 0 | 0 | 0 | 0 | 0 | 0 | 61.1 | 0 | 0 | 0 | 0 | 0 | 0 | 0 | 38.9 | 0 | |

Accurate Counts

978-664-2565

Ins & Outs
 Area 'A' / Binney Street
 City/State : Cambridge, MA
 Weather : Cloudy

File Name : 0380000a
 Site Code : 0380000A
 Start Date : 5/17/2011
 Page No : 1

Groups Printed- Trucks

| Start Time | From North | | | | East Driveway From East | | | | From South | | | | West Driveway From West | | | | Int. Total |
|--------------------|------------|---|---|---|----------------------------|---|-----|---|------------|---|---|---|----------------------------|---|-----|---|------------|
| | | | | | | | IN | | | | | | | | OUT | | |
| 11:00 | 0 | 0 | 0 | 0 | 0 | 0 | 0 | 0 | 0 | 0 | 0 | 0 | 0 | 0 | 0 | 0 | 0 |
| 11:15 | 0 | 0 | 0 | 0 | 0 | 0 | 0 | 0 | 0 | 0 | 0 | 0 | 0 | 0 | 0 | 0 | 0 |
| 11:30 | 0 | 0 | 0 | 0 | 0 | 0 | 0 | 0 | 0 | 0 | 0 | 0 | 0 | 0 | 0 | 0 | 0 |
| 11:45 | 0 | 0 | 0 | 0 | 0 | 0 | 1 | 0 | 0 | 0 | 0 | 0 | 0 | 0 | 1 | 0 | 2 |
| Total | 0 | 0 | 0 | 0 | 0 | 0 | 1 | 0 | 0 | 0 | 0 | 0 | 0 | 0 | 1 | 0 | 2 |
| 12:00 | 0 | 0 | 0 | 0 | 0 | 0 | 0 | 0 | 0 | 0 | 0 | 0 | 0 | 0 | 0 | 0 | 0 |
| 12:15 | 0 | 0 | 0 | 0 | 0 | 0 | 1 | 0 | 0 | 0 | 0 | 0 | 0 | 0 | 0 | 0 | 1 |
| 12:30 | 0 | 0 | 0 | 0 | 0 | 0 | 0 | 0 | 0 | 0 | 0 | 0 | 0 | 0 | 0 | 0 | 0 |
| 12:45 | 0 | 0 | 0 | 0 | 0 | 0 | 0 | 0 | 0 | 0 | 0 | 0 | 0 | 0 | 1 | 0 | 1 |
| Total | 0 | 0 | 0 | 0 | 0 | 0 | 1 | 0 | 0 | 0 | 0 | 0 | 0 | 0 | 1 | 0 | 2 |
| Grand Total | 0 | 0 | 0 | 0 | 0 | 0 | 2 | 0 | 0 | 0 | 0 | 0 | 0 | 0 | 2 | 0 | 4 |
| Apprch % | 0 | 0 | 0 | 0 | 0 | 0 | 100 | 0 | 0 | 0 | 0 | 0 | 0 | 0 | 100 | 0 | |
| Total % | 0 | 0 | 0 | 0 | 0 | 0 | 50 | 0 | 0 | 0 | 0 | 0 | 0 | 0 | 50 | 0 | |

Accurate Counts

978-664-2565

File Name : 0380000a

Site Code : 0380000A

Start Date : 5/17/2011

Page No : 1

Ins & Outs
 Area 'A' / Binney Street
 City/State : Cambridge, MA
 Weather : Cloudy

Groups Printed- Cars - Trucks

| Start Time | From North | | | | East Driveway From East | | | | From South | | | | West Driveway From West | | | | Int. Total |
|--------------------|------------|---|---|---|----------------------------|---|------|---|------------|---|---|---|----------------------------|---|------|---|------------|
| | | | | | | | IN | | | | | | | | OUT | | |
| 16:00 | 0 | 0 | 0 | 0 | 0 | 0 | 3 | 0 | 0 | 0 | 0 | 0 | 0 | 0 | 38 | 0 | 41 |
| 16:15 | 0 | 0 | 0 | 0 | 0 | 0 | 4 | 0 | 0 | 0 | 0 | 0 | 0 | 0 | 31 | 0 | 35 |
| 16:30 | 0 | 0 | 0 | 0 | 0 | 0 | 6 | 0 | 0 | 0 | 0 | 0 | 0 | 0 | 41 | 0 | 47 |
| 16:45 | 0 | 0 | 0 | 0 | 0 | 0 | 9 | 0 | 0 | 0 | 0 | 0 | 0 | 0 | 37 | 0 | 46 |
| Total | 0 | 0 | 0 | 0 | 0 | 0 | 22 | 0 | 0 | 0 | 0 | 0 | 0 | 0 | 147 | 0 | 169 |
| 17:00 | 0 | 0 | 0 | 0 | 0 | 0 | 12 | 0 | 0 | 0 | 0 | 0 | 0 | 0 | 54 | 0 | 66 |
| 17:15 | 0 | 0 | 0 | 0 | 0 | 0 | 11 | 0 | 0 | 0 | 0 | 0 | 0 | 0 | 51 | 0 | 62 |
| 17:30 | 0 | 0 | 0 | 0 | 0 | 0 | 7 | 0 | 0 | 0 | 0 | 0 | 0 | 0 | 32 | 0 | 39 |
| 17:45 | 0 | 0 | 0 | 0 | 0 | 0 | 6 | 0 | 0 | 0 | 0 | 0 | 0 | 0 | 31 | 0 | 37 |
| Total | 0 | 0 | 0 | 0 | 0 | 0 | 36 | 0 | 0 | 0 | 0 | 0 | 0 | 0 | 168 | 0 | 204 |
| Grand Total | 0 | 0 | 0 | 0 | 0 | 0 | 58 | 0 | 0 | 0 | 0 | 0 | 0 | 0 | 315 | 0 | 373 |
| Approch % | 0 | 0 | 0 | 0 | 0 | 0 | 100 | 0 | 0 | 0 | 0 | 0 | 0 | 0 | 100 | 0 | |
| Total % | 0 | 0 | 0 | 0 | 0 | 0 | 15.5 | 0 | 0 | 0 | 0 | 0 | 0 | 0 | 84.5 | 0 | |
| Cars | 0 | 0 | 0 | 0 | 0 | 0 | 58 | 0 | 0 | 0 | 0 | 0 | 0 | 0 | 315 | 0 | 373 |
| % Cars | 0 | 0 | 0 | 0 | 0 | 0 | 100 | 0 | 0 | 0 | 0 | 0 | 0 | 0 | 100 | 0 | 100 |
| Trucks | 0 | 0 | 0 | 0 | 0 | 0 | 0 | 0 | 0 | 0 | 0 | 0 | 0 | 0 | 0 | 0 | 0 |
| % Trucks | 0 | 0 | 0 | 0 | 0 | 0 | 0 | 0 | 0 | 0 | 0 | 0 | 0 | 0 | 0 | 0 | 0 |

Accurate Counts

978-664-2565

Ins & Outs
 Area 'A' / Binney Street
 City/State : Cambridge, MA
 Weather : Cloudy

File Name : 0380000a
 Site Code : 0380000A
 Start Date : 5/17/2011
 Page No : 1

Groups Printed- Cars

| Start Time | From North | | | | East Driveway From East | | | | From South | | | | West Driveway From West | | | | Int. Total |
|--------------------|------------|---|---|---|----------------------------|---|------|---|------------|---|---|---|----------------------------|---|------|---|------------|
| | | | | | | | IN | | | | | | | | OUT | | |
| 16:00 | 0 | 0 | 0 | 0 | 0 | 0 | 3 | 0 | 0 | 0 | 0 | 0 | 0 | 0 | 38 | 0 | 41 |
| 16:15 | 0 | 0 | 0 | 0 | 0 | 0 | 4 | 0 | 0 | 0 | 0 | 0 | 0 | 0 | 31 | 0 | 35 |
| 16:30 | 0 | 0 | 0 | 0 | 0 | 0 | 6 | 0 | 0 | 0 | 0 | 0 | 0 | 0 | 41 | 0 | 47 |
| 16:45 | 0 | 0 | 0 | 0 | 0 | 0 | 9 | 0 | 0 | 0 | 0 | 0 | 0 | 0 | 37 | 0 | 46 |
| Total | 0 | 0 | 0 | 0 | 0 | 0 | 22 | 0 | 0 | 0 | 0 | 0 | 0 | 0 | 147 | 0 | 169 |
| 17:00 | 0 | 0 | 0 | 0 | 0 | 0 | 12 | 0 | 0 | 0 | 0 | 0 | 0 | 0 | 54 | 0 | 66 |
| 17:15 | 0 | 0 | 0 | 0 | 0 | 0 | 11 | 0 | 0 | 0 | 0 | 0 | 0 | 0 | 51 | 0 | 62 |
| 17:30 | 0 | 0 | 0 | 0 | 0 | 0 | 7 | 0 | 0 | 0 | 0 | 0 | 0 | 0 | 32 | 0 | 39 |
| 17:45 | 0 | 0 | 0 | 0 | 0 | 0 | 6 | 0 | 0 | 0 | 0 | 0 | 0 | 0 | 31 | 0 | 37 |
| Total | 0 | 0 | 0 | 0 | 0 | 0 | 36 | 0 | 0 | 0 | 0 | 0 | 0 | 0 | 168 | 0 | 204 |
| Grand Total | 0 | 0 | 0 | 0 | 0 | 0 | 58 | 0 | 0 | 0 | 0 | 0 | 0 | 0 | 315 | 0 | 373 |
| Apprch % | 0 | 0 | 0 | 0 | 0 | 0 | 100 | 0 | 0 | 0 | 0 | 0 | 0 | 0 | 100 | 0 | |
| Total % | 0 | 0 | 0 | 0 | 0 | 0 | 15.5 | 0 | 0 | 0 | 0 | 0 | 0 | 0 | 84.5 | 0 | |

Accurate Counts

978-664-2565

Ins & Outs
 Area 'B' / Galileo-Galilei
 City/State : Cambridge, MA
 Weather : Cloudy

File Name : 0380000B
 Site Code : 0380000B
 Start Date : 5/17/2011
 Page No : 1

Groups Printed- Cars - Trucks

| Start Time | North Driveway From North | | | | From East | | | | South Driveway From South | | | | From West | | | | Int. Total |
|--------------------|------------------------------|----------|-----------|-----------|-----------|----------|----------|----------|------------------------------|----------|----------|-----------|-----------|----------|----------|----------|------------|
| | | | OUT | IN | | | | | | | OUT | IN | | | | | |
| 07:00 | 0 | 0 | 0 | 4 | 0 | 0 | 0 | 0 | 0 | 0 | 2 | 1 | 0 | 0 | 0 | 0 | 7 |
| 07:15 | 0 | 0 | 0 | 4 | 0 | 0 | 0 | 0 | 0 | 0 | 0 | 1 | 0 | 0 | 0 | 0 | 5 |
| 07:30 | 0 | 0 | 2 | 7 | 0 | 0 | 0 | 0 | 0 | 0 | 0 | 0 | 0 | 0 | 0 | 0 | 9 |
| 07:45 | 0 | 0 | 5 | 12 | 0 | 0 | 0 | 0 | 0 | 0 | 0 | 3 | 0 | 0 | 0 | 0 | 20 |
| Total | 0 | 0 | 7 | 27 | 0 | 0 | 0 | 0 | 0 | 0 | 2 | 5 | 0 | 0 | 0 | 0 | 41 |
| 08:00 | 0 | 0 | 6 | 10 | 0 | 0 | 0 | 0 | 0 | 0 | 2 | 3 | 0 | 0 | 0 | 0 | 21 |
| 08:15 | 0 | 0 | 6 | 11 | 0 | 0 | 0 | 0 | 0 | 0 | 1 | 4 | 0 | 0 | 0 | 0 | 22 |
| 08:30 | 0 | 0 | 0 | 17 | 0 | 0 | 0 | 0 | 0 | 0 | 2 | 3 | 0 | 0 | 0 | 0 | 22 |
| 08:45 | 0 | 0 | 5 | 15 | 0 | 0 | 0 | 0 | 0 | 0 | 1 | 4 | 0 | 0 | 0 | 0 | 25 |
| Total | 0 | 0 | 17 | 53 | 0 | 0 | 0 | 0 | 0 | 0 | 6 | 14 | 0 | 0 | 0 | 0 | 90 |
| Grand Total | 0 | 0 | 24 | 80 | 0 | 0 | 0 | 0 | 0 | 0 | 8 | 19 | 0 | 0 | 0 | 0 | 131 |
| Apprch % | 0 | 0 | 23.1 | 76.9 | 0 | 0 | 0 | 0 | 0 | 0 | 29.6 | 70.4 | 0 | 0 | 0 | 0 | |
| Total % | 0 | 0 | 18.3 | 61.1 | 0 | 0 | 0 | 0 | 0 | 0 | 6.1 | 14.5 | 0 | 0 | 0 | 0 | |
| Cars | 0 | 0 | 18 | 79 | 0 | 0 | 0 | 0 | 0 | 0 | 6 | 15 | 0 | 0 | 0 | 0 | 118 |
| % Cars | 0 | 0 | 75 | 98.8 | 0 | 0 | 0 | 0 | 0 | 0 | 75 | 78.9 | 0 | 0 | 0 | 0 | 90.1 |
| Trucks | 0 | 0 | 6 | 1 | 0 | 0 | 0 | 0 | 0 | 0 | 2 | 4 | 0 | 0 | 0 | 0 | 13 |
| % Trucks | 0 | 0 | 25 | 1.2 | 0 | 0 | 0 | 0 | 0 | 0 | 25 | 21.1 | 0 | 0 | 0 | 0 | 9.9 |

Accurate Counts

978-664-2565

Ins & Outs
 Area 'B' / Galileo-Galilei
 City/State : Cambridge, MA
 Weather : Cloudy

File Name : 0380000B
 Site Code : 0380000B
 Start Date : 5/17/2011
 Page No : 1

Groups Printed- Cars

| Start Time | North Driveway From North | | | | From East | | | | South Driveway From South | | | | From West | | | | Int. Total |
|--------------------|------------------------------|---|------|------|-----------|---|---|---|------------------------------|---|------|------|-----------|---|---|---|------------|
| | | | OUT | IN | | | | | | | OUT | IN | | | | | |
| 07:00 | 0 | 0 | 0 | 4 | 0 | 0 | 0 | 0 | 0 | 0 | 1 | 1 | 0 | 0 | 0 | 0 | 6 |
| 07:15 | 0 | 0 | 0 | 4 | 0 | 0 | 0 | 0 | 0 | 0 | 0 | 1 | 0 | 0 | 0 | 0 | 5 |
| 07:30 | 0 | 0 | 1 | 6 | 0 | 0 | 0 | 0 | 0 | 0 | 0 | 0 | 0 | 0 | 0 | 0 | 7 |
| 07:45 | 0 | 0 | 3 | 12 | 0 | 0 | 0 | 0 | 0 | 0 | 0 | 2 | 0 | 0 | 0 | 0 | 17 |
| Total | 0 | 0 | 4 | 26 | 0 | 0 | 0 | 0 | 0 | 0 | 1 | 4 | 0 | 0 | 0 | 0 | 35 |
| 08:00 | 0 | 0 | 5 | 10 | 0 | 0 | 0 | 0 | 0 | 0 | 2 | 2 | 0 | 0 | 0 | 0 | 19 |
| 08:15 | 0 | 0 | 5 | 11 | 0 | 0 | 0 | 0 | 0 | 0 | 1 | 4 | 0 | 0 | 0 | 0 | 21 |
| 08:30 | 0 | 0 | 0 | 17 | 0 | 0 | 0 | 0 | 0 | 0 | 2 | 3 | 0 | 0 | 0 | 0 | 22 |
| 08:45 | 0 | 0 | 4 | 15 | 0 | 0 | 0 | 0 | 0 | 0 | 0 | 2 | 0 | 0 | 0 | 0 | 21 |
| Total | 0 | 0 | 14 | 53 | 0 | 0 | 0 | 0 | 0 | 0 | 5 | 11 | 0 | 0 | 0 | 0 | 83 |
| Grand Total | 0 | 0 | 18 | 79 | 0 | 0 | 0 | 0 | 0 | 0 | 6 | 15 | 0 | 0 | 0 | 0 | 118 |
| Apprch % | 0 | 0 | 18.6 | 81.4 | 0 | 0 | 0 | 0 | 0 | 0 | 28.6 | 71.4 | 0 | 0 | 0 | 0 | |
| Total % | 0 | 0 | 15.3 | 66.9 | 0 | 0 | 0 | 0 | 0 | 0 | 5.1 | 12.7 | 0 | 0 | 0 | 0 | |

Accurate Counts

978-664-2565

File Name : 0380000B

Site Code : 0380000B

Start Date : 5/17/2011

Page No : 1

Ins & Outs
 Area 'B' / Galileo-Galilei
 City/State : Cambridge, MA
 Weather : Cloudy

Groups Printed- Trucks

| Start Time | North Driveway From North | | | | From East | | | | South Driveway From South | | | | From West | | | | Int. Total |
|--------------------|------------------------------|---|------|------|-----------|---|---|---|------------------------------|---|------|------|-----------|---|---|---|------------|
| | | | OUT | IN | | | | | | | OUT | IN | | | | | |
| 07:00 | 0 | 0 | 0 | 0 | 0 | 0 | 0 | 0 | 0 | 0 | 1 | 0 | 0 | 0 | 0 | 0 | 1 |
| 07:15 | 0 | 0 | 0 | 0 | 0 | 0 | 0 | 0 | 0 | 0 | 0 | 0 | 0 | 0 | 0 | 0 | 0 |
| 07:30 | 0 | 0 | 1 | 1 | 0 | 0 | 0 | 0 | 0 | 0 | 0 | 0 | 0 | 0 | 0 | 0 | 2 |
| 07:45 | 0 | 0 | 2 | 0 | 0 | 0 | 0 | 0 | 0 | 0 | 0 | 1 | 0 | 0 | 0 | 0 | 3 |
| Total | 0 | 0 | 3 | 1 | 0 | 0 | 0 | 0 | 0 | 0 | 1 | 1 | 0 | 0 | 0 | 0 | 6 |
| 08:00 | 0 | 0 | 1 | 0 | 0 | 0 | 0 | 0 | 0 | 0 | 0 | 1 | 0 | 0 | 0 | 0 | 2 |
| 08:15 | 0 | 0 | 1 | 0 | 0 | 0 | 0 | 0 | 0 | 0 | 0 | 0 | 0 | 0 | 0 | 0 | 1 |
| 08:30 | 0 | 0 | 0 | 0 | 0 | 0 | 0 | 0 | 0 | 0 | 0 | 0 | 0 | 0 | 0 | 0 | 0 |
| 08:45 | 0 | 0 | 1 | 0 | 0 | 0 | 0 | 0 | 0 | 0 | 1 | 2 | 0 | 0 | 0 | 0 | 4 |
| Total | 0 | 0 | 3 | 0 | 0 | 0 | 0 | 0 | 0 | 0 | 1 | 3 | 0 | 0 | 0 | 0 | 7 |
| Grand Total | 0 | 0 | 6 | 1 | 0 | 0 | 0 | 0 | 0 | 0 | 2 | 4 | 0 | 0 | 0 | 0 | 13 |
| Apprch % | 0 | 0 | 85.7 | 14.3 | 0 | 0 | 0 | 0 | 0 | 0 | 33.3 | 66.7 | 0 | 0 | 0 | 0 | |
| Total % | 0 | 0 | 46.2 | 7.7 | 0 | 0 | 0 | 0 | 0 | 0 | 15.4 | 30.8 | 0 | 0 | 0 | 0 | |

Accurate Counts

978-664-2565

Ins & Outs
 Area 'B' / Galileo-Galilei
 City/State : Cambridge, MA
 Weather : Cloudy

File Name : 0380000B
 Site Code : 0380000B
 Start Date : 5/17/2011
 Page No : 1

Groups Printed- Cars - Trucks

| Start Time | North Driveway From North | | | | From East | | | | South Driveway From South | | | | From West | | | | Int. Total |
|--------------------|------------------------------|---|------|------|-----------|---|---|---|------------------------------|---|------|------|-----------|---|---|---|------------|
| | | | OUT | IN | | | | | | | OUT | IN | | | | | |
| 11:00 | 0 | 0 | 8 | 3 | 0 | 0 | 0 | 0 | 0 | 0 | 1 | 0 | 0 | 0 | 0 | 0 | 12 |
| 11:15 | 0 | 0 | 3 | 5 | 0 | 0 | 0 | 0 | 0 | 0 | 1 | 2 | 0 | 0 | 0 | 0 | 11 |
| 11:30 | 0 | 0 | 6 | 4 | 0 | 0 | 0 | 0 | 0 | 0 | 0 | 1 | 0 | 0 | 0 | 0 | 11 |
| 11:45 | 0 | 0 | 7 | 4 | 0 | 0 | 0 | 0 | 0 | 0 | 4 | 1 | 0 | 0 | 0 | 0 | 16 |
| Total | 0 | 0 | 24 | 16 | 0 | 0 | 0 | 0 | 0 | 0 | 6 | 4 | 0 | 0 | 0 | 0 | 50 |
| 12:00 | 0 | 0 | 3 | 2 | 0 | 0 | 0 | 0 | 0 | 0 | 4 | 1 | 0 | 0 | 0 | 0 | 10 |
| 12:15 | 0 | 0 | 3 | 7 | 0 | 0 | 0 | 0 | 0 | 0 | 2 | 2 | 0 | 0 | 0 | 0 | 14 |
| 12:30 | 0 | 0 | 2 | 2 | 0 | 0 | 0 | 0 | 0 | 0 | 2 | 1 | 0 | 0 | 0 | 0 | 7 |
| 12:45 | 0 | 0 | 5 | 2 | 0 | 0 | 0 | 0 | 0 | 0 | 0 | 0 | 0 | 0 | 0 | 0 | 7 |
| Total | 0 | 0 | 13 | 13 | 0 | 0 | 0 | 0 | 0 | 0 | 8 | 4 | 0 | 0 | 0 | 0 | 38 |
| Grand Total | 0 | 0 | 37 | 29 | 0 | 0 | 0 | 0 | 0 | 0 | 14 | 8 | 0 | 0 | 0 | 0 | 88 |
| Apprch % | 0 | 0 | 56.1 | 43.9 | 0 | 0 | 0 | 0 | 0 | 0 | 63.6 | 36.4 | 0 | 0 | 0 | 0 | |
| Total % | 0 | 0 | 42 | 33 | 0 | 0 | 0 | 0 | 0 | 0 | 15.9 | 9.1 | 0 | 0 | 0 | 0 | |
| Cars | 0 | 0 | 31 | 25 | 0 | 0 | 0 | 0 | 0 | 0 | 11 | 6 | 0 | 0 | 0 | 0 | 73 |
| % Cars | 0 | 0 | 83.8 | 86.2 | 0 | 0 | 0 | 0 | 0 | 0 | 78.6 | 75 | 0 | 0 | 0 | 0 | 83 |
| Trucks | 0 | 0 | 6 | 4 | 0 | 0 | 0 | 0 | 0 | 0 | 3 | 2 | 0 | 0 | 0 | 0 | 15 |
| % Trucks | 0 | 0 | 16.2 | 13.8 | 0 | 0 | 0 | 0 | 0 | 0 | 21.4 | 25 | 0 | 0 | 0 | 0 | 17 |

Accurate Counts

978-664-2565

Ins & Outs
 Area 'B' / Galileo-Galilei
 City/State : Cambridge, MA
 Weather : Cloudy

File Name : 0380000B
 Site Code : 0380000B
 Start Date : 5/17/2011
 Page No : 1

Groups Printed- Cars

| Start Time | North Driveway From North | | | | From East | | | | South Driveway From South | | | | From West | | | | Int. Total |
|--------------------|------------------------------|---|------|------|-----------|---|---|---|------------------------------|---|------|------|-----------|---|---|---|------------|
| | | | OUT | IN | | | | | | | OUT | IN | | | | | |
| 11:00 | 0 | 0 | 8 | 2 | 0 | 0 | 0 | 0 | 0 | 0 | 0 | 0 | 0 | 0 | 0 | 0 | 10 |
| 11:15 | 0 | 0 | 2 | 5 | 0 | 0 | 0 | 0 | 0 | 0 | 1 | 1 | 0 | 0 | 0 | 0 | 9 |
| 11:30 | 0 | 0 | 5 | 4 | 0 | 0 | 0 | 0 | 0 | 0 | 0 | 1 | 0 | 0 | 0 | 0 | 10 |
| 11:45 | 0 | 0 | 5 | 4 | 0 | 0 | 0 | 0 | 0 | 0 | 3 | 1 | 0 | 0 | 0 | 0 | 13 |
| Total | 0 | 0 | 20 | 15 | 0 | 0 | 0 | 0 | 0 | 0 | 4 | 3 | 0 | 0 | 0 | 0 | 42 |
| 12:00 | 0 | 0 | 3 | 2 | 0 | 0 | 0 | 0 | 0 | 0 | 4 | 1 | 0 | 0 | 0 | 0 | 10 |
| 12:15 | 0 | 0 | 3 | 5 | 0 | 0 | 0 | 0 | 0 | 0 | 2 | 1 | 0 | 0 | 0 | 0 | 11 |
| 12:30 | 0 | 0 | 2 | 2 | 0 | 0 | 0 | 0 | 0 | 0 | 1 | 1 | 0 | 0 | 0 | 0 | 6 |
| 12:45 | 0 | 0 | 3 | 1 | 0 | 0 | 0 | 0 | 0 | 0 | 0 | 0 | 0 | 0 | 0 | 0 | 4 |
| Total | 0 | 0 | 11 | 10 | 0 | 0 | 0 | 0 | 0 | 0 | 7 | 3 | 0 | 0 | 0 | 0 | 31 |
| Grand Total | 0 | 0 | 31 | 25 | 0 | 0 | 0 | 0 | 0 | 0 | 11 | 6 | 0 | 0 | 0 | 0 | 73 |
| Apprch % | 0 | 0 | 55.4 | 44.6 | 0 | 0 | 0 | 0 | 0 | 0 | 64.7 | 35.3 | 0 | 0 | 0 | 0 | |
| Total % | 0 | 0 | 42.5 | 34.2 | 0 | 0 | 0 | 0 | 0 | 0 | 15.1 | 8.2 | 0 | 0 | 0 | 0 | |

Accurate Counts

978-664-2565

Ins & Outs
 Area 'B' / Galileo-Galilei
 City/State : Cambridge, MA
 Weather : Cloudy

File Name : 0380000B
 Site Code : 0380000B
 Start Date : 5/17/2011
 Page No : 1

Groups Printed- Trucks

| Start Time | North Driveway From North | | | | From East | | | | South Driveway From South | | | | From West | | | | Int. Total |
|--------------------|------------------------------|---|-----|------|-----------|---|---|---|------------------------------|---|-----|------|-----------|---|---|---|------------|
| | | | OUT | IN | | | | | | | OUT | IN | | | | | |
| 11:00 | 0 | 0 | 0 | 1 | 0 | 0 | 0 | 0 | 0 | 0 | 1 | 0 | 0 | 0 | 0 | 0 | 2 |
| 11:15 | 0 | 0 | 1 | 0 | 0 | 0 | 0 | 0 | 0 | 0 | 0 | 1 | 0 | 0 | 0 | 0 | 2 |
| 11:30 | 0 | 0 | 1 | 0 | 0 | 0 | 0 | 0 | 0 | 0 | 0 | 0 | 0 | 0 | 0 | 0 | 1 |
| 11:45 | 0 | 0 | 2 | 0 | 0 | 0 | 0 | 0 | 0 | 0 | 1 | 0 | 0 | 0 | 0 | 0 | 3 |
| Total | 0 | 0 | 4 | 1 | 0 | 0 | 0 | 0 | 0 | 0 | 2 | 1 | 0 | 0 | 0 | 0 | 8 |
| 12:00 | 0 | 0 | 0 | 0 | 0 | 0 | 0 | 0 | 0 | 0 | 0 | 0 | 0 | 0 | 0 | 0 | 0 |
| 12:15 | 0 | 0 | 0 | 2 | 0 | 0 | 0 | 0 | 0 | 0 | 0 | 1 | 0 | 0 | 0 | 0 | 3 |
| 12:30 | 0 | 0 | 0 | 0 | 0 | 0 | 0 | 0 | 0 | 0 | 1 | 0 | 0 | 0 | 0 | 0 | 1 |
| 12:45 | 0 | 0 | 2 | 1 | 0 | 0 | 0 | 0 | 0 | 0 | 0 | 0 | 0 | 0 | 0 | 0 | 3 |
| Total | 0 | 0 | 2 | 3 | 0 | 0 | 0 | 0 | 0 | 0 | 1 | 1 | 0 | 0 | 0 | 0 | 7 |
| Grand Total | 0 | 0 | 6 | 4 | 0 | 0 | 0 | 0 | 0 | 0 | 3 | 2 | 0 | 0 | 0 | 0 | 15 |
| Apprch % | 0 | 0 | 60 | 40 | 0 | 0 | 0 | 0 | 0 | 0 | 60 | 40 | 0 | 0 | 0 | 0 | |
| Total % | 0 | 0 | 40 | 26.7 | 0 | 0 | 0 | 0 | 0 | 0 | 20 | 13.3 | 0 | 0 | 0 | 0 | |

Accurate Counts

978-664-2565

Ins & Outs
 Area 'B' / Galileo-Galilei
 City/State : Cambridge, MA
 Weather : Cloudy

File Name : 0380000B
 Site Code : 0380000B
 Start Date : 5/17/2011
 Page No : 1

Groups Printed- Cars

| Start Time | North Driveway | | | | From East | | | | South Driveway | | | | From West | | | | Int. Total |
|--------------------|----------------|---|------|-----|-----------|---|---|---|----------------|---|------|------|-----------|---|---|---|------------|
| | From North | | OUT | IN | | | | | From South | | OUT | IN | | | | | |
| 16:00 | 0 | 0 | 13 | 0 | 0 | 0 | 0 | 0 | 0 | 0 | 6 | 2 | 0 | 0 | 0 | 0 | 21 |
| 16:15 | 0 | 0 | 9 | 1 | 0 | 0 | 0 | 0 | 0 | 0 | 1 | 0 | 0 | 0 | 0 | 0 | 11 |
| 16:30 | 0 | 0 | 14 | 2 | 0 | 0 | 0 | 0 | 0 | 0 | 3 | 1 | 0 | 0 | 0 | 0 | 20 |
| 16:45 | 0 | 0 | 11 | 0 | 0 | 0 | 0 | 0 | 0 | 0 | 1 | 1 | 0 | 0 | 0 | 0 | 13 |
| Total | 0 | 0 | 47 | 3 | 0 | 0 | 0 | 0 | 0 | 0 | 11 | 4 | 0 | 0 | 0 | 0 | 65 |
| 17:00 | 0 | 0 | 17 | 3 | 0 | 0 | 0 | 0 | 0 | 0 | 1 | 0 | 0 | 0 | 0 | 0 | 21 |
| 17:15 | 0 | 0 | 25 | 2 | 0 | 0 | 0 | 0 | 0 | 0 | 2 | 0 | 0 | 0 | 0 | 0 | 29 |
| 17:30 | 0 | 0 | 12 | 2 | 0 | 0 | 0 | 0 | 0 | 0 | 3 | 3 | 0 | 0 | 0 | 0 | 20 |
| 17:45 | 0 | 0 | 21 | 1 | 0 | 0 | 0 | 0 | 0 | 0 | 2 | 2 | 0 | 0 | 0 | 0 | 26 |
| Total | 0 | 0 | 75 | 8 | 0 | 0 | 0 | 0 | 0 | 0 | 8 | 5 | 0 | 0 | 0 | 0 | 96 |
| Grand Total | 0 | 0 | 122 | 11 | 0 | 0 | 0 | 0 | 0 | 0 | 19 | 9 | 0 | 0 | 0 | 0 | 161 |
| Apprch % | 0 | 0 | 91.7 | 8.3 | 0 | 0 | 0 | 0 | 0 | 0 | 67.9 | 32.1 | 0 | 0 | 0 | 0 | |
| Total % | 0 | 0 | 75.8 | 6.8 | 0 | 0 | 0 | 0 | 0 | 0 | 11.8 | 5.6 | 0 | 0 | 0 | 0 | |

Accurate Counts

978-664-2565

Ins & Outs
 Area 'B' / Galileo-Galilei
 City/State : Cambridge, MA
 Weather : Cloudy

File Name : 0380000B
 Site Code : 0380000B
 Start Date : 5/17/2011
 Page No : 1

Groups Printed- Trucks

| Start Time | North Driveway | | | | From East | | | | South Driveway | | | | From West | | | | Int. Total |
|--------------------|----------------|---|-----|----|-----------|---|---|---|----------------|---|-----|----|-----------|---|---|---|------------|
| | From North | | OUT | IN | | | | | From South | | OUT | IN | | | | | |
| 16:00 | 0 | 0 | 0 | 0 | 0 | 0 | 0 | 0 | 0 | 0 | 0 | 0 | 0 | 0 | 0 | 0 | 0 |
| 16:15 | 0 | 0 | 0 | 0 | 0 | 0 | 0 | 0 | 0 | 0 | 0 | 0 | 0 | 0 | 0 | 0 | 0 |
| 16:30 | 0 | 0 | 0 | 0 | 0 | 0 | 0 | 0 | 0 | 0 | 0 | 0 | 0 | 0 | 0 | 0 | 0 |
| 16:45 | 0 | 0 | 0 | 0 | 0 | 0 | 0 | 0 | 0 | 0 | 0 | 0 | 0 | 0 | 0 | 0 | 0 |
| Total | 0 | 0 | 0 | 0 | 0 | 0 | 0 | 0 | 0 | 0 | 0 | 0 | 0 | 0 | 0 | 0 | 0 |
| 17:00 | 0 | 0 | 0 | 0 | 0 | 0 | 0 | 0 | 0 | 0 | 0 | 0 | 0 | 0 | 0 | 0 | 0 |
| 17:15 | 0 | 0 | 0 | 0 | 0 | 0 | 0 | 0 | 0 | 0 | 0 | 0 | 0 | 0 | 0 | 0 | 0 |
| 17:30 | 0 | 0 | 0 | 0 | 0 | 0 | 0 | 0 | 0 | 0 | 0 | 0 | 0 | 0 | 0 | 0 | 0 |
| 17:45 | 0 | 0 | 0 | 0 | 0 | 0 | 0 | 0 | 0 | 0 | 0 | 0 | 0 | 0 | 0 | 0 | 0 |
| Total | 0 | 0 | 0 | 0 | 0 | 0 | 0 | 0 | 0 | 0 | 0 | 0 | 0 | 0 | 0 | 0 | 0 |
| Grand Total | 0 | 0 | 0 | 0 | 0 | 0 | 0 | 0 | 0 | 0 | 0 | 0 | 0 | 0 | 0 | 0 | 0 |
| Apprch % | 0 | 0 | 0 | 0 | 0 | 0 | 0 | 0 | 0 | 0 | 0 | 0 | 0 | 0 | 0 | 0 | |
| Total % | | | | | | | | | | | | | | | | | |

Accurate Counts

978-664-2565

Ins & Outs
 Area 'D' / Broadway
 City/State : Cambridge, MA
 Weather : Cloudy

File Name : 0380000D
 Site Code : 0380000D
 Start Date : 5/17/2011
 Page No : 1

Groups Printed- Cars - Trucks

| Start Time | From North | | | | East Driveway From East | | | | Hotel From South | | | | West Driveway From West | | | | Int. Total |
|--------------------|------------|---|---|---|----------------------------|---|------|----|---------------------|---|------|------|----------------------------|---|-----|------|------------|
| | | | | | | | OUT | IN | | | OUT | IN | | | OUT | IN | |
| 07:00 | 0 | 0 | 0 | 0 | 0 | 0 | 6 | 0 | 0 | 0 | 3 | 1 | 0 | 0 | 1 | 24 | 35 |
| 07:15 | 0 | 0 | 0 | 0 | 0 | 0 | 4 | 0 | 0 | 0 | 1 | 1 | 0 | 0 | 0 | 6 | 12 |
| 07:30 | 0 | 0 | 0 | 0 | 0 | 0 | 3 | 0 | 0 | 0 | 3 | 3 | 0 | 0 | 0 | 11 | 20 |
| 07:45 | 0 | 0 | 0 | 0 | 0 | 0 | 5 | 0 | 0 | 0 | 2 | 2 | 0 | 0 | 0 | 17 | 26 |
| Total | 0 | 0 | 0 | 0 | 0 | 0 | 18 | 0 | 0 | 0 | 9 | 7 | 0 | 0 | 1 | 58 | 93 |
| 08:00 | 0 | 0 | 0 | 0 | 0 | 0 | 6 | 0 | 0 | 0 | 0 | 0 | 0 | 0 | 1 | 14 | 21 |
| 08:15 | 0 | 0 | 0 | 0 | 0 | 0 | 3 | 0 | 0 | 0 | 0 | 0 | 0 | 0 | 0 | 17 | 20 |
| 08:30 | 0 | 0 | 0 | 0 | 0 | 0 | 4 | 0 | 0 | 0 | 1 | 1 | 0 | 0 | 0 | 24 | 30 |
| 08:45 | 0 | 0 | 0 | 0 | 0 | 0 | 10 | 0 | 0 | 0 | 3 | 3 | 0 | 0 | 0 | 28 | 44 |
| Total | 0 | 0 | 0 | 0 | 0 | 0 | 23 | 0 | 0 | 0 | 4 | 4 | 0 | 0 | 1 | 83 | 115 |
| Grand Total | 0 | 0 | 0 | 0 | 0 | 0 | 41 | 0 | 0 | 0 | 13 | 11 | 0 | 0 | 2 | 141 | 208 |
| Apprch % | 0 | 0 | 0 | 0 | 0 | 0 | 100 | 0 | 0 | 0 | 54.2 | 45.8 | 0 | 0 | 1.4 | 98.6 | |
| Total % | 0 | 0 | 0 | 0 | 0 | 0 | 19.7 | 0 | 0 | 0 | 6.2 | 5.3 | 0 | 0 | 1 | 67.8 | |
| Cars | 0 | 0 | 0 | 0 | 0 | 0 | 37 | 0 | 0 | 0 | 13 | 11 | 0 | 0 | 2 | 139 | 202 |
| % Cars | 0 | 0 | 0 | 0 | 0 | 0 | 90.2 | 0 | 0 | 0 | 100 | 100 | 0 | 0 | 100 | 98.6 | 97.1 |
| Trucks | 0 | 0 | 0 | 0 | 0 | 0 | 4 | 0 | 0 | 0 | 0 | 0 | 0 | 0 | 0 | 2 | 6 |
| % Trucks | 0 | 0 | 0 | 0 | 0 | 0 | 9.8 | 0 | 0 | 0 | 0 | 0 | 0 | 0 | 0 | 1.4 | 2.9 |

Accurate Counts

978-664-2565

Ins & Outs
 Area 'D' / Broadway
 City/State : Cambridge, MA
 Weather : Cloudy

File Name : 0380000D
 Site Code : 0380000D
 Start Date : 5/17/2011
 Page No : 1

Groups Printed- Cars

| Start Time | From North | | | | East Driveway From East | | | | Hotel From South | | | | West Driveway From West | | | | Int. Total |
|-------------|------------|---|---|---|----------------------------|---|------|----|---------------------|---|------|------|----------------------------|---|-----|------|------------|
| | | | | | | | OUT | IN | | | OUT | IN | | | OUT | IN | |
| 07:00 | 0 | 0 | 0 | 0 | 0 | 0 | 4 | 0 | 0 | 0 | 3 | 1 | 0 | 0 | 1 | 24 | 33 |
| 07:15 | 0 | 0 | 0 | 0 | 0 | 0 | 4 | 0 | 0 | 0 | 1 | 1 | 0 | 0 | 0 | 6 | 12 |
| 07:30 | 0 | 0 | 0 | 0 | 0 | 0 | 2 | 0 | 0 | 0 | 3 | 3 | 0 | 0 | 0 | 10 | 18 |
| 07:45 | 0 | 0 | 0 | 0 | 0 | 0 | 5 | 0 | 0 | 0 | 2 | 2 | 0 | 0 | 0 | 17 | 26 |
| Total | 0 | 0 | 0 | 0 | 0 | 0 | 15 | 0 | 0 | 0 | 9 | 7 | 0 | 0 | 1 | 57 | 89 |
| 08:00 | 0 | 0 | 0 | 0 | 0 | 0 | 6 | 0 | 0 | 0 | 0 | 0 | 0 | 0 | 1 | 14 | 21 |
| 08:15 | 0 | 0 | 0 | 0 | 0 | 0 | 2 | 0 | 0 | 0 | 0 | 0 | 0 | 0 | 0 | 17 | 19 |
| 08:30 | 0 | 0 | 0 | 0 | 0 | 0 | 4 | 0 | 0 | 0 | 1 | 1 | 0 | 0 | 0 | 23 | 29 |
| 08:45 | 0 | 0 | 0 | 0 | 0 | 0 | 10 | 0 | 0 | 0 | 3 | 3 | 0 | 0 | 0 | 28 | 44 |
| Total | 0 | 0 | 0 | 0 | 0 | 0 | 22 | 0 | 0 | 0 | 4 | 4 | 0 | 0 | 1 | 82 | 113 |
| Grand Total | 0 | 0 | 0 | 0 | 0 | 0 | 37 | 0 | 0 | 0 | 13 | 11 | 0 | 0 | 2 | 139 | 202 |
| Apprch % | 0 | 0 | 0 | 0 | 0 | 0 | 100 | 0 | 0 | 0 | 54.2 | 45.8 | 0 | 0 | 1.4 | 98.6 | |
| Total % | 0 | 0 | 0 | 0 | 0 | 0 | 18.3 | 0 | 0 | 0 | 6.4 | 5.4 | 0 | 0 | 1 | 68.8 | |

Accurate Counts

978-664-2565

Ins & Outs
 Area 'D' / Broadway
 City/State : Cambridge, MA
 Weather : Cloudy

File Name : 0380000D
 Site Code : 0380000D
 Start Date : 5/17/2011
 Page No : 1

Groups Printed- Cars - Trucks

| Start Time | From North | | | | East Driveway From East | | | | Hotel From South | | | | West Driveway From West | | | | Int. Total |
|--------------------|------------|---|---|---|----------------------------|---|------|----|---------------------|---|------|------|----------------------------|---|-----|------|------------|
| | | | | | | | OUT | IN | | | OUT | IN | | | OUT | IN | |
| 11:00 | 0 | 0 | 0 | 0 | 0 | 0 | 8 | 0 | 0 | 0 | 3 | 3 | 0 | 0 | 0 | 4 | 18 |
| 11:15 | 0 | 0 | 0 | 0 | 0 | 0 | 8 | 0 | 0 | 0 | 2 | 1 | 0 | 0 | 1 | 4 | 16 |
| 11:30 | 0 | 0 | 0 | 0 | 0 | 0 | 7 | 0 | 0 | 0 | 1 | 0 | 0 | 0 | 0 | 4 | 12 |
| 11:45 | 0 | 0 | 0 | 0 | 0 | 0 | 6 | 0 | 0 | 0 | 0 | 3 | 0 | 0 | 0 | 2 | 11 |
| Total | 0 | 0 | 0 | 0 | 0 | 0 | 29 | 0 | 0 | 0 | 6 | 7 | 0 | 0 | 1 | 14 | 57 |
| 12:00 | 0 | 0 | 0 | 0 | 0 | 0 | 15 | 0 | 0 | 0 | 3 | 1 | 0 | 0 | 0 | 2 | 21 |
| 12:15 | 0 | 0 | 0 | 0 | 0 | 0 | 11 | 0 | 0 | 0 | 1 | 1 | 0 | 0 | 0 | 5 | 18 |
| 12:30 | 0 | 0 | 0 | 0 | 0 | 0 | 9 | 0 | 0 | 0 | 0 | 0 | 0 | 0 | 0 | 6 | 15 |
| 12:45 | 0 | 0 | 0 | 0 | 0 | 0 | 5 | 0 | 0 | 0 | 0 | 0 | 0 | 0 | 0 | 2 | 7 |
| Total | 0 | 0 | 0 | 0 | 0 | 0 | 40 | 0 | 0 | 0 | 4 | 2 | 0 | 0 | 0 | 15 | 61 |
| Grand Total | 0 | 0 | 0 | 0 | 0 | 0 | 69 | 0 | 0 | 0 | 10 | 9 | 0 | 0 | 1 | 29 | 118 |
| Apprch % | 0 | 0 | 0 | 0 | 0 | 0 | 100 | 0 | 0 | 0 | 52.6 | 47.4 | 0 | 0 | 3.3 | 96.7 | |
| Total % | 0 | 0 | 0 | 0 | 0 | 0 | 58.5 | 0 | 0 | 0 | 8.5 | 7.6 | 0 | 0 | 0.8 | 24.6 | |
| Cars | 0 | 0 | 0 | 0 | 0 | 0 | 66 | 0 | 0 | 0 | 10 | 9 | 0 | 0 | 1 | 26 | 112 |
| % Cars | 0 | 0 | 0 | 0 | 0 | 0 | 95.7 | 0 | 0 | 0 | 100 | 100 | 0 | 0 | 100 | 89.7 | 94.9 |
| Trucks | 0 | 0 | 0 | 0 | 0 | 0 | 3 | 0 | 0 | 0 | 0 | 0 | 0 | 0 | 0 | 3 | 6 |
| % Trucks | 0 | 0 | 0 | 0 | 0 | 0 | 4.3 | 0 | 0 | 0 | 0 | 0 | 0 | 0 | 0 | 10.3 | 5.1 |

Accurate Counts

978-664-2565

Ins & Outs
 Area 'D' / Broadway
 City/State : Cambridge, MA
 Weather : Cloudy

File Name : 0380000D
 Site Code : 0380000D
 Start Date : 5/17/2011
 Page No : 1

Groups Printed- Cars

| Start Time | From North | | | | East Driveway From East | | | | Hotel From South | | | | West Driveway From West | | | | Int. Total |
|-------------|------------|---|---|---|----------------------------|---|------|----|---------------------|---|------|------|----------------------------|---|-----|------|------------|
| | | | | | | | OUT | IN | | | OUT | IN | | | OUT | IN | |
| 11:00 | 0 | 0 | 0 | 0 | 0 | 0 | 7 | 0 | 0 | 0 | 3 | 3 | 0 | 0 | 0 | 3 | 16 |
| 11:15 | 0 | 0 | 0 | 0 | 0 | 0 | 8 | 0 | 0 | 0 | 2 | 1 | 0 | 0 | 1 | 4 | 16 |
| 11:30 | 0 | 0 | 0 | 0 | 0 | 0 | 7 | 0 | 0 | 0 | 1 | 0 | 0 | 0 | 0 | 3 | 11 |
| 11:45 | 0 | 0 | 0 | 0 | 0 | 0 | 6 | 0 | 0 | 0 | 0 | 3 | 0 | 0 | 0 | 2 | 11 |
| Total | 0 | 0 | 0 | 0 | 0 | 0 | 28 | 0 | 0 | 0 | 6 | 7 | 0 | 0 | 1 | 12 | 54 |
| 12:00 | 0 | 0 | 0 | 0 | 0 | 0 | 15 | 0 | 0 | 0 | 3 | 1 | 0 | 0 | 0 | 1 | 20 |
| 12:15 | 0 | 0 | 0 | 0 | 0 | 0 | 9 | 0 | 0 | 0 | 1 | 1 | 0 | 0 | 0 | 5 | 16 |
| 12:30 | 0 | 0 | 0 | 0 | 0 | 0 | 9 | 0 | 0 | 0 | 0 | 0 | 0 | 0 | 0 | 6 | 15 |
| 12:45 | 0 | 0 | 0 | 0 | 0 | 0 | 5 | 0 | 0 | 0 | 0 | 0 | 0 | 0 | 0 | 2 | 7 |
| Total | 0 | 0 | 0 | 0 | 0 | 0 | 38 | 0 | 0 | 0 | 4 | 2 | 0 | 0 | 0 | 14 | 58 |
| Grand Total | 0 | 0 | 0 | 0 | 0 | 0 | 66 | 0 | 0 | 0 | 10 | 9 | 0 | 0 | 1 | 26 | 112 |
| Apprch % | 0 | 0 | 0 | 0 | 0 | 0 | 100 | 0 | 0 | 0 | 52.6 | 47.4 | 0 | 0 | 3.7 | 96.3 | |
| Total % | 0 | 0 | 0 | 0 | 0 | 0 | 58.9 | 0 | 0 | 0 | 8.9 | 8 | 0 | 0 | 0.9 | 23.2 | |

Accurate Counts

978-664-2565

Ins & Outs
 Area 'D' / Broadway
 City/State : Cambridge, MA
 Weather : Cloudy

File Name : 0380000D
 Site Code : 0380000D
 Start Date : 5/17/2011
 Page No : 1

Groups Printed- Trucks

| Start Time | From North | | | | East Driveway From East | | | | Hotel From South | | | | West Driveway From West | | | | Int. Total |
|--------------------|------------|---|---|---|----------------------------|---|-----|----|---------------------|---|-----|----|----------------------------|---|-----|-----|------------|
| | | | | | | | OUT | IN | | | OUT | IN | | | OUT | IN | |
| 11:00 | 0 | 0 | 0 | 0 | 0 | 0 | 1 | 0 | 0 | 0 | 0 | 0 | 0 | 0 | 0 | 1 | 2 |
| 11:15 | 0 | 0 | 0 | 0 | 0 | 0 | 0 | 0 | 0 | 0 | 0 | 0 | 0 | 0 | 0 | 0 | 0 |
| 11:30 | 0 | 0 | 0 | 0 | 0 | 0 | 0 | 0 | 0 | 0 | 0 | 0 | 0 | 0 | 0 | 1 | 1 |
| 11:45 | 0 | 0 | 0 | 0 | 0 | 0 | 0 | 0 | 0 | 0 | 0 | 0 | 0 | 0 | 0 | 0 | 0 |
| Total | 0 | 0 | 0 | 0 | 0 | 0 | 1 | 0 | 0 | 0 | 0 | 0 | 0 | 0 | 0 | 2 | 3 |
| 12:00 | 0 | 0 | 0 | 0 | 0 | 0 | 0 | 0 | 0 | 0 | 0 | 0 | 0 | 0 | 0 | 1 | 1 |
| 12:15 | 0 | 0 | 0 | 0 | 0 | 0 | 2 | 0 | 0 | 0 | 0 | 0 | 0 | 0 | 0 | 0 | 2 |
| 12:30 | 0 | 0 | 0 | 0 | 0 | 0 | 0 | 0 | 0 | 0 | 0 | 0 | 0 | 0 | 0 | 0 | 0 |
| 12:45 | 0 | 0 | 0 | 0 | 0 | 0 | 0 | 0 | 0 | 0 | 0 | 0 | 0 | 0 | 0 | 0 | 0 |
| Total | 0 | 0 | 0 | 0 | 0 | 0 | 2 | 0 | 0 | 0 | 0 | 0 | 0 | 0 | 0 | 1 | 3 |
| Grand Total | 0 | 0 | 0 | 0 | 0 | 0 | 3 | 0 | 0 | 0 | 0 | 0 | 0 | 0 | 0 | 3 | 6 |
| Apprch % | 0 | 0 | 0 | 0 | 0 | 0 | 100 | 0 | 0 | 0 | 0 | 0 | 0 | 0 | 0 | 100 | |
| Total % | 0 | 0 | 0 | 0 | 0 | 0 | 50 | 0 | 0 | 0 | 0 | 0 | 0 | 0 | 0 | 50 | |

Accurate Counts

978-664-2565

Ins & Outs
 Area 'D' / Broadway
 City/State : Cambridge, MA
 Weather : Cloudy

File Name : 0380000D
 Site Code : 0380000D
 Start Date : 5/17/2011
 Page No : 1

Groups Printed- Cars

| Start Time | From North | | | | East Driveway From East | | | | Hotel From South | | | | West Driveway From West | | | | Int. Total | |
|-------------|------------|---|---|---|----------------------------|---|-----|----|---------------------|---|-----|-----|----------------------------|---|-----|----|------------|-----|
| | | | | | | | OUT | IN | | | OUT | IN | | | OUT | IN | | |
| 16:00 | 0 | 0 | 0 | 0 | 0 | 0 | 29 | 0 | 0 | 0 | 1 | 2 | 0 | 0 | 0 | 0 | 1 | 33 |
| 16:15 | 0 | 0 | 0 | 0 | 0 | 0 | 27 | 0 | 0 | 0 | 2 | 2 | 0 | 0 | 0 | 0 | 2 | 33 |
| 16:30 | 0 | 0 | 0 | 0 | 0 | 0 | 18 | 0 | 0 | 0 | 6 | 6 | 0 | 0 | 0 | 0 | 2 | 32 |
| 16:45 | 0 | 0 | 0 | 0 | 0 | 0 | 23 | 0 | 0 | 0 | 0 | 0 | 0 | 0 | 0 | 0 | 3 | 26 |
| Total | 0 | 0 | 0 | 0 | 0 | 0 | 97 | 0 | 0 | 0 | 9 | 10 | 0 | 0 | 0 | 0 | 8 | 124 |
| 17:00 | 0 | 0 | 0 | 0 | 0 | 0 | 33 | 0 | 0 | 0 | 2 | 1 | 0 | 0 | 0 | 0 | 2 | 38 |
| 17:15 | 0 | 0 | 0 | 0 | 0 | 0 | 38 | 0 | 0 | 0 | 1 | 2 | 0 | 0 | 0 | 0 | 4 | 45 |
| 17:30 | 0 | 0 | 0 | 0 | 0 | 0 | 38 | 0 | 0 | 0 | 3 | 4 | 0 | 0 | 0 | 0 | 5 | 50 |
| 17:45 | 0 | 0 | 0 | 0 | 0 | 0 | 24 | 0 | 0 | 0 | 3 | 5 | 0 | 0 | 0 | 0 | 2 | 34 |
| Total | 0 | 0 | 0 | 0 | 0 | 0 | 133 | 0 | 0 | 0 | 9 | 12 | 0 | 0 | 0 | 0 | 13 | 167 |
| Grand Total | 0 | 0 | 0 | 0 | 0 | 0 | 230 | 0 | 0 | 0 | 18 | 22 | 0 | 0 | 0 | 0 | 21 | 291 |
| Apprch % | 0 | 0 | 0 | 0 | 0 | 0 | 100 | 0 | 0 | 0 | 45 | 55 | 0 | 0 | 0 | 0 | 100 | |
| Total % | 0 | 0 | 0 | 0 | 0 | 0 | 79 | 0 | 0 | 0 | 6.2 | 7.6 | 0 | 0 | 0 | 0 | 7.2 | |

Accurate Counts

978-664-2565

Ins & Outs
 Area 'E' / Ames Street
 City/State : Cambridge, MA
 Weather : Cloudy

File Name : 038000E
 Site Code : 038000E
 Start Date : 5/17/2011
 Page No : 1

Groups Printed- Cars - Trucks

| Start Time | NW Drive / Ames Pl From North | | | | NE Dr / Garage From East | | | | SW Dr / Dock From South | | | | SE Dr / Dock From West | | | | Int. Total |
|--------------------|----------------------------------|----------|-----------|------------|-----------------------------|----------|-----------|----------|----------------------------|----------|----------|----------|---------------------------|----------|----------|----------|------------|
| | | | OUT | IN | | | IN | OUT | | | OUT | IN | | | IN | OUT | |
| 07:00 | 0 | 0 | 3 | 10 | 0 | 0 | 8 | 2 | 0 | 0 | 0 | 2 | 0 | 0 | 3 | 1 | 29 |
| 07:15 | 0 | 0 | 1 | 7 | 0 | 0 | 8 | 1 | 0 | 0 | 0 | 1 | 0 | 0 | 1 | 0 | 19 |
| 07:30 | 0 | 0 | 0 | 9 | 0 | 0 | 5 | 0 | 0 | 0 | 0 | 0 | 0 | 0 | 1 | 2 | 17 |
| 07:45 | 0 | 0 | 3 | 21 | 0 | 0 | 6 | 0 | 0 | 0 | 0 | 2 | 0 | 0 | 0 | 0 | 32 |
| Total | 0 | 0 | 7 | 47 | 0 | 0 | 27 | 3 | 0 | 0 | 0 | 5 | 0 | 0 | 5 | 3 | 97 |
| 08:00 | 0 | 0 | 1 | 20 | 0 | 0 | 8 | 0 | 0 | 0 | 0 | 0 | 0 | 0 | 2 | 0 | 31 |
| 08:15 | 0 | 0 | 1 | 15 | 0 | 0 | 15 | 0 | 0 | 0 | 0 | 1 | 0 | 0 | 0 | 2 | 34 |
| 08:30 | 0 | 0 | 2 | 20 | 0 | 0 | 8 | 2 | 0 | 0 | 1 | 2 | 0 | 0 | 2 | 1 | 38 |
| 08:45 | 0 | 0 | 2 | 25 | 0 | 0 | 11 | 3 | 0 | 0 | 1 | 1 | 0 | 0 | 0 | 0 | 43 |
| Total | 0 | 0 | 6 | 80 | 0 | 0 | 42 | 5 | 0 | 0 | 2 | 4 | 0 | 0 | 4 | 3 | 146 |
| Grand Total | 0 | 0 | 13 | 127 | 0 | 0 | 69 | 8 | 0 | 0 | 2 | 9 | 0 | 0 | 9 | 6 | 243 |
| Apprch % | 0 | 0 | 9.3 | 90.7 | 0 | 0 | 89.6 | 10.4 | 0 | 0 | 18.2 | 81.8 | 0 | 0 | 60 | 40 | |
| Total % | 0 | 0 | 5.3 | 52.3 | 0 | 0 | 28.4 | 3.3 | 0 | 0 | 0.8 | 3.7 | 0 | 0 | 3.7 | 2.5 | |
| Cars | 0 | 0 | 12 | 123 | 0 | 0 | 69 | 8 | 0 | 0 | 2 | 4 | 0 | 0 | 4 | 2 | 224 |
| % Cars | 0 | 0 | 92.3 | 96.9 | 0 | 0 | 100 | 100 | 0 | 0 | 100 | 44.4 | 0 | 0 | 44.4 | 33.3 | 92.2 |
| Trucks | 0 | 0 | 1 | 4 | 0 | 0 | 0 | 0 | 0 | 0 | 0 | 5 | 0 | 0 | 5 | 4 | 19 |
| % Trucks | 0 | 0 | 7.7 | 3.1 | 0 | 0 | 0 | 0 | 0 | 0 | 0 | 55.6 | 0 | 0 | 55.6 | 66.7 | 7.8 |

Accurate Counts

978-664-2565

Ins & Outs
 Area 'E' / Ames Street
 City/State : Cambridge, MA
 Weather : Cloudy

File Name : 038000E
 Site Code : 038000E
 Start Date : 5/17/2011
 Page No : 1

Groups Printed- Cars

| Start Time | NW Drive / Ames Pl From North | | | | NE Dr / Garage From East | | | | SW Dr / Dock From South | | | | SE Dr / Dock From West | | | | Int. Total |
|--------------------|----------------------------------|----------|-----------|------------|-----------------------------|----------|-----------|----------|----------------------------|----------|----------|----------|---------------------------|----------|----------|----------|------------|
| | | | OUT | IN | | | IN | OUT | | | OUT | IN | | | IN | OUT | |
| 07:00 | 0 | 0 | 3 | 9 | 0 | 0 | 8 | 2 | 0 | 0 | 0 | 1 | 0 | 0 | 3 | 0 | 26 |
| 07:15 | 0 | 0 | 1 | 6 | 0 | 0 | 8 | 1 | 0 | 0 | 0 | 0 | 0 | 0 | 0 | 0 | 16 |
| 07:30 | 0 | 0 | 0 | 9 | 0 | 0 | 5 | 0 | 0 | 0 | 0 | 0 | 0 | 0 | 1 | 1 | 16 |
| 07:45 | 0 | 0 | 3 | 20 | 0 | 0 | 6 | 0 | 0 | 0 | 0 | 1 | 0 | 0 | 0 | 0 | 30 |
| Total | 0 | 0 | 7 | 44 | 0 | 0 | 27 | 3 | 0 | 0 | 0 | 2 | 0 | 0 | 4 | 1 | 88 |
| 08:00 | 0 | 0 | 0 | 20 | 0 | 0 | 8 | 0 | 0 | 0 | 0 | 0 | 0 | 0 | 0 | 0 | 28 |
| 08:15 | 0 | 0 | 1 | 15 | 0 | 0 | 15 | 0 | 0 | 0 | 0 | 1 | 0 | 0 | 0 | 1 | 33 |
| 08:30 | 0 | 0 | 2 | 20 | 0 | 0 | 8 | 2 | 0 | 0 | 1 | 1 | 0 | 0 | 0 | 0 | 34 |
| 08:45 | 0 | 0 | 2 | 24 | 0 | 0 | 11 | 3 | 0 | 0 | 1 | 0 | 0 | 0 | 0 | 0 | 41 |
| Total | 0 | 0 | 5 | 79 | 0 | 0 | 42 | 5 | 0 | 0 | 2 | 2 | 0 | 0 | 0 | 1 | 136 |
| Grand Total | 0 | 0 | 12 | 123 | 0 | 0 | 69 | 8 | 0 | 0 | 2 | 4 | 0 | 0 | 4 | 2 | 224 |
| Apprch % | 0 | 0 | 8.9 | 91.1 | 0 | 0 | 89.6 | 10.4 | 0 | 0 | 33.3 | 66.7 | 0 | 0 | 66.7 | 33.3 | |
| Total % | 0 | 0 | 5.4 | 54.9 | 0 | 0 | 30.8 | 3.6 | 0 | 0 | 0.9 | 1.8 | 0 | 0 | 1.8 | 0.9 | |

Accurate Counts

978-664-2565

File Name : 0380000E

Site Code : 0380000E

Start Date : 5/17/2011

Page No : 1

Ins & Outs
 Area 'E' / Ames Street
 City/State : Cambridge, MA
 Weather : Cloudy

Groups Printed- Trucks

| Start Time | NW Drive / Ames Pl From North | | | | NE Dr / Garage From East | | | | SW Dr / Dock From South | | | | SE Dr / Dock From West | | | | Int. Total |
|-------------|----------------------------------|---|-----|------|-----------------------------|---|----|-----|----------------------------|---|-----|------|---------------------------|---|------|------|------------|
| | | | OUT | IN | | | IN | OUT | | | OUT | IN | | | IN | OUT | |
| 07:00 | 0 | 0 | 0 | 1 | 0 | 0 | 0 | 0 | 0 | 0 | 0 | 1 | 0 | 0 | 0 | 1 | 3 |
| 07:15 | 0 | 0 | 0 | 1 | 0 | 0 | 0 | 0 | 0 | 0 | 0 | 1 | 0 | 0 | 1 | 0 | 3 |
| 07:30 | 0 | 0 | 0 | 0 | 0 | 0 | 0 | 0 | 0 | 0 | 0 | 0 | 0 | 0 | 0 | 1 | 1 |
| 07:45 | 0 | 0 | 0 | 1 | 0 | 0 | 0 | 0 | 0 | 0 | 0 | 1 | 0 | 0 | 0 | 0 | 2 |
| Total | 0 | 0 | 0 | 3 | 0 | 0 | 0 | 0 | 0 | 0 | 0 | 3 | 0 | 0 | 1 | 2 | 9 |
| 08:00 | 0 | 0 | 1 | 0 | 0 | 0 | 0 | 0 | 0 | 0 | 0 | 0 | 0 | 0 | 2 | 0 | 3 |
| 08:15 | 0 | 0 | 0 | 0 | 0 | 0 | 0 | 0 | 0 | 0 | 0 | 0 | 0 | 0 | 0 | 1 | 1 |
| 08:30 | 0 | 0 | 0 | 0 | 0 | 0 | 0 | 0 | 0 | 0 | 0 | 1 | 0 | 0 | 2 | 1 | 4 |
| 08:45 | 0 | 0 | 0 | 1 | 0 | 0 | 0 | 0 | 0 | 0 | 0 | 1 | 0 | 0 | 0 | 0 | 2 |
| Total | 0 | 0 | 1 | 1 | 0 | 0 | 0 | 0 | 0 | 0 | 0 | 2 | 0 | 0 | 4 | 2 | 10 |
| Grand Total | 0 | 0 | 1 | 4 | 0 | 0 | 0 | 0 | 0 | 0 | 0 | 5 | 0 | 0 | 5 | 4 | 19 |
| Apprch % | 0 | 0 | 20 | 80 | 0 | 0 | 0 | 0 | 0 | 0 | 0 | 100 | 0 | 0 | 55.6 | 44.4 | |
| Total % | 0 | 0 | 5.3 | 21.1 | 0 | 0 | 0 | 0 | 0 | 0 | 0 | 26.3 | 0 | 0 | 26.3 | 21.1 | |

Accurate Counts

978-664-2565

File Name : 038000E

Site Code : 038000E

Start Date : 5/17/2011

Page No : 1

Ins & Outs
 Area 'E' / Ames Street
 City/State : Cambridge, MA
 Weather : Cloudy

Groups Printed- Cars - Trucks

| Start Time | NW Drive / Ames Pl From North | | | | NE Dr / Garage From East | | | | SW Dr / Dock From South | | | | SE Dr / Dock From West | | | | Int. Total |
|--------------------|----------------------------------|----------|-----------|-----------|-----------------------------|----------|-----------|-----------|----------------------------|----------|----------|----------|---------------------------|----------|----------|----------|------------|
| | | | OUT | IN | | | IN | OUT | | | OUT | IN | | | IN | OUT | |
| 11:00 | 0 | 0 | 3 | 3 | 0 | 0 | 4 | 1 | 0 | 0 | 0 | 0 | 0 | 0 | 1 | 1 | 13 |
| 11:15 | 0 | 0 | 2 | 11 | 0 | 0 | 3 | 7 | 0 | 0 | 0 | 1 | 0 | 0 | 1 | 1 | 26 |
| 11:30 | 0 | 0 | 5 | 5 | 0 | 0 | 4 | 1 | 0 | 0 | 0 | 3 | 0 | 0 | 0 | 2 | 20 |
| 11:45 | 0 | 0 | 6 | 9 | 0 | 0 | 3 | 5 | 0 | 0 | 0 | 0 | 0 | 0 | 0 | 0 | 23 |
| Total | 0 | 0 | 16 | 28 | 0 | 0 | 14 | 14 | 0 | 0 | 0 | 4 | 0 | 0 | 2 | 4 | 82 |
| 12:00 | 0 | 0 | 9 | 6 | 0 | 0 | 6 | 4 | 0 | 0 | 0 | 1 | 0 | 0 | 3 | 0 | 29 |
| 12:15 | 0 | 0 | 5 | 9 | 0 | 0 | 4 | 6 | 0 | 0 | 0 | 0 | 0 | 0 | 0 | 0 | 24 |
| 12:30 | 0 | 0 | 2 | 4 | 0 | 0 | 1 | 2 | 0 | 0 | 0 | 1 | 0 | 0 | 0 | 0 | 10 |
| 12:45 | 0 | 0 | 6 | 7 | 0 | 0 | 7 | 7 | 0 | 0 | 0 | 0 | 0 | 0 | 0 | 1 | 28 |
| Total | 0 | 0 | 22 | 26 | 0 | 0 | 18 | 19 | 0 | 0 | 0 | 2 | 0 | 0 | 3 | 1 | 91 |
| Grand Total | 0 | 0 | 38 | 54 | 0 | 0 | 32 | 33 | 0 | 0 | 0 | 6 | 0 | 0 | 5 | 5 | 173 |
| Apprch % | 0 | 0 | 41.3 | 58.7 | 0 | 0 | 49.2 | 50.8 | 0 | 0 | 0 | 100 | 0 | 0 | 50 | 50 | |
| Total % | 0 | 0 | 22 | 31.2 | 0 | 0 | 18.5 | 19.1 | 0 | 0 | 0 | 3.5 | 0 | 0 | 2.9 | 2.9 | |
| Cars | 0 | 0 | 35 | 52 | 0 | 0 | 32 | 33 | 0 | 0 | 0 | 3 | 0 | 0 | 3 | 2 | 160 |
| % Cars | 0 | 0 | 92.1 | 96.3 | 0 | 0 | 100 | 100 | 0 | 0 | 0 | 50 | 0 | 0 | 60 | 40 | 92.5 |
| Trucks | 0 | 0 | 3 | 2 | 0 | 0 | 0 | 0 | 0 | 0 | 0 | 3 | 0 | 0 | 2 | 3 | 13 |
| % Trucks | 0 | 0 | 7.9 | 3.7 | 0 | 0 | 0 | 0 | 0 | 0 | 0 | 50 | 0 | 0 | 40 | 60 | 7.5 |

Accurate Counts

978-664-2565

File Name : 0380000E

Site Code : 0380000E

Start Date : 5/17/2011

Page No : 1

Ins & Outs
 Area 'E' / Ames Street
 City/State : Cambridge, MA
 Weather : Cloudy

Groups Printed- Cars

| Start Time | NW Drive / Ames Pl From North | | | | NE Dr / Garage From East | | | | SW Dr / Dock From South | | | | SE Dr / Dock From West | | | | Int. Total |
|--------------------|----------------------------------|----------|-----------|-----------|-----------------------------|----------|-----------|-----------|----------------------------|----------|----------|----------|---------------------------|----------|----------|----------|------------|
| | | | OUT | IN | | | IN | OUT | | | OUT | IN | | | IN | OUT | |
| 11:00 | 0 | 0 | 3 | 3 | 0 | 0 | 4 | 1 | 0 | 0 | 0 | 0 | 0 | 0 | 0 | 1 | 12 |
| 11:15 | 0 | 0 | 1 | 11 | 0 | 0 | 3 | 7 | 0 | 0 | 0 | 0 | 0 | 0 | 1 | 0 | 23 |
| 11:30 | 0 | 0 | 4 | 5 | 0 | 0 | 4 | 1 | 0 | 0 | 0 | 1 | 0 | 0 | 0 | 1 | 16 |
| 11:45 | 0 | 0 | 6 | 8 | 0 | 0 | 3 | 5 | 0 | 0 | 0 | 0 | 0 | 0 | 0 | 0 | 22 |
| Total | 0 | 0 | 14 | 27 | 0 | 0 | 14 | 14 | 0 | 0 | 0 | 1 | 0 | 0 | 1 | 2 | 73 |
| 12:00 | 0 | 0 | 9 | 6 | 0 | 0 | 6 | 4 | 0 | 0 | 0 | 1 | 0 | 0 | 2 | 0 | 28 |
| 12:15 | 0 | 0 | 4 | 9 | 0 | 0 | 4 | 6 | 0 | 0 | 0 | 0 | 0 | 0 | 0 | 0 | 23 |
| 12:30 | 0 | 0 | 2 | 4 | 0 | 0 | 1 | 2 | 0 | 0 | 0 | 1 | 0 | 0 | 0 | 0 | 10 |
| 12:45 | 0 | 0 | 6 | 6 | 0 | 0 | 7 | 7 | 0 | 0 | 0 | 0 | 0 | 0 | 0 | 0 | 26 |
| Total | 0 | 0 | 21 | 25 | 0 | 0 | 18 | 19 | 0 | 0 | 0 | 2 | 0 | 0 | 2 | 0 | 87 |
| Grand Total | 0 | 0 | 35 | 52 | 0 | 0 | 32 | 33 | 0 | 0 | 0 | 3 | 0 | 0 | 3 | 2 | 160 |
| Apprch % | 0 | 0 | 40.2 | 59.8 | 0 | 0 | 49.2 | 50.8 | 0 | 0 | 0 | 100 | 0 | 0 | 60 | 40 | |
| Total % | 0 | 0 | 21.9 | 32.5 | 0 | 0 | 20 | 20.6 | 0 | 0 | 0 | 1.9 | 0 | 0 | 1.9 | 1.2 | |

Accurate Counts

978-664-2565

Ins & Outs
 Area 'E' / Ames Street
 City/State : Cambridge, MA
 Weather : Cloudy

File Name : 0380000E
 Site Code : 0380000E
 Start Date : 5/17/2011
 Page No : 1

Groups Printed- Trucks

| Start Time | NW Drive / Ames Pl From North | | | | NE Dr / Garage From East | | | | SW Dr / Dock From South | | | | SE Dr / Dock From West | | | | Int. Total |
|--------------------|----------------------------------|----------|----------|----------|-----------------------------|----------|----------|----------|----------------------------|----------|----------|----------|---------------------------|----------|----------|----------|------------|
| | | | OUT | IN | | | IN | OUT | | | OUT | IN | | | IN | OUT | |
| 11:00 | 0 | 0 | 0 | 0 | 0 | 0 | 0 | 0 | 0 | 0 | 0 | 0 | 0 | 0 | 1 | 0 | 1 |
| 11:15 | 0 | 0 | 1 | 0 | 0 | 0 | 0 | 0 | 0 | 0 | 0 | 0 | 1 | 0 | 0 | 0 | 1 |
| 11:30 | 0 | 0 | 1 | 0 | 0 | 0 | 0 | 0 | 0 | 0 | 0 | 0 | 2 | 0 | 0 | 0 | 1 |
| 11:45 | 0 | 0 | 0 | 1 | 0 | 0 | 0 | 0 | 0 | 0 | 0 | 0 | 0 | 0 | 0 | 0 | 0 |
| Total | 0 | 0 | 2 | 1 | 0 | 0 | 0 | 0 | 0 | 0 | 0 | 0 | 3 | 0 | 0 | 1 | 2 |
| 12:00 | 0 | 0 | 0 | 0 | 0 | 0 | 0 | 0 | 0 | 0 | 0 | 0 | 0 | 0 | 0 | 1 | 0 |
| 12:15 | 0 | 0 | 1 | 0 | 0 | 0 | 0 | 0 | 0 | 0 | 0 | 0 | 0 | 0 | 0 | 0 | 0 |
| 12:30 | 0 | 0 | 0 | 0 | 0 | 0 | 0 | 0 | 0 | 0 | 0 | 0 | 0 | 0 | 0 | 0 | 0 |
| 12:45 | 0 | 0 | 0 | 1 | 0 | 0 | 0 | 0 | 0 | 0 | 0 | 0 | 0 | 0 | 0 | 0 | 1 |
| Total | 0 | 0 | 1 | 1 | 0 | 0 | 0 | 0 | 0 | 0 | 0 | 0 | 0 | 0 | 0 | 1 | 1 |
| Grand Total | 0 | 0 | 3 | 2 | 0 | 0 | 0 | 0 | 0 | 0 | 0 | 3 | 0 | 0 | 2 | 3 | 13 |
| Apprch % | 0 | 0 | 60 | 40 | 0 | 0 | 0 | 0 | 0 | 0 | 0 | 100 | 0 | 0 | 40 | 60 | |
| Total % | 0 | 0 | 23.1 | 15.4 | 0 | 0 | 0 | 0 | 0 | 0 | 0 | 23.1 | 0 | 0 | 15.4 | 23.1 | |

Accurate Counts

978-664-2565

File Name : 0380000E

Site Code : 0380000E

Start Date : 5/17/2011

Page No : 1

Ins & Outs
 Area 'E' / Ames Street
 City/State : Cambridge, MA
 Weather : Cloudy

Groups Printed- Cars

| Start Time | NW Drive / Ames Pl From North | | | | NE Dr / Garage From East | | | | SW Dr / Dock From South | | | | SE Dr / Dock From West | | | | Int. Total |
|--------------------|----------------------------------|----------|------------|-----------|-----------------------------|----------|-----------|------------|----------------------------|----------|----------|----------|---------------------------|----------|----------|----------|------------|
| | | | OUT | IN | | | IN | OUT | | | OUT | IN | | | IN | OUT | |
| 16:00 | 0 | 0 | 10 | 1 | 0 | 0 | 2 | 11 | 0 | 0 | 0 | 0 | 0 | 0 | 1 | 1 | 26 |
| 16:15 | 0 | 0 | 9 | 5 | 0 | 0 | 1 | 5 | 0 | 0 | 0 | 0 | 0 | 0 | 0 | 0 | 20 |
| 16:30 | 0 | 0 | 12 | 3 | 0 | 0 | 0 | 18 | 0 | 0 | 1 | 0 | 0 | 0 | 1 | 0 | 35 |
| 16:45 | 0 | 0 | 16 | 1 | 0 | 0 | 1 | 10 | 0 | 0 | 0 | 0 | 0 | 0 | 0 | 0 | 28 |
| Total | 0 | 0 | 47 | 10 | 0 | 0 | 4 | 44 | 0 | 0 | 1 | 0 | 0 | 0 | 2 | 1 | 109 |
| 17:00 | 0 | 0 | 20 | 2 | 0 | 0 | 4 | 7 | 0 | 0 | 0 | 0 | 0 | 0 | 0 | 0 | 33 |
| 17:15 | 0 | 0 | 13 | 4 | 0 | 0 | 0 | 18 | 0 | 0 | 0 | 0 | 0 | 0 | 1 | 0 | 36 |
| 17:30 | 0 | 0 | 12 | 3 | 0 | 0 | 0 | 21 | 0 | 0 | 0 | 0 | 0 | 0 | 0 | 1 | 37 |
| 17:45 | 0 | 0 | 9 | 2 | 0 | 0 | 2 | 23 | 0 | 0 | 0 | 1 | 0 | 0 | 0 | 1 | 38 |
| Total | 0 | 0 | 54 | 11 | 0 | 0 | 6 | 69 | 0 | 0 | 0 | 1 | 0 | 0 | 1 | 2 | 144 |
| Grand Total | 0 | 0 | 101 | 21 | 0 | 0 | 10 | 113 | 0 | 0 | 1 | 1 | 0 | 0 | 3 | 3 | 253 |
| Apprch % | 0 | 0 | 82.8 | 17.2 | 0 | 0 | 8.1 | 91.9 | 0 | 0 | 50 | 50 | 0 | 0 | 50 | 50 | |
| Total % | 0 | 0 | 39.9 | 8.3 | 0 | 0 | 4 | 44.7 | 0 | 0 | 0.4 | 0.4 | 0 | 0 | 1.2 | 1.2 | |

Accurate Counts
978-664-2565

File Name : 0380000f
Site Code : 0380000F
Start Date : 5/17/2011
Page No : 1

Ins & Outs
Area 'F' / Broadway
City/State : Cambridge, MA
Weather : Cloudy

Groups Printed- Cars

| Start Time | Federal Bldg From North | | | | Dock From East | | | | Garage From South | | | | Hotel From West | | | | Int. Total |
|-------------|----------------------------|---|-----|-----|-------------------|---|-----|-----|----------------------|---|-----|------|--------------------|------|---|---|------------|
| | | | OUT | IN | | | OUT | IN | | | OUT | IN | OUT | IN | | | |
| 07:00 | 0 | 0 | 0 | 0 | 0 | 0 | 1 | 2 | 0 | 0 | 0 | 10 | 6 | 8 | 0 | 0 | 27 |
| 07:15 | 0 | 0 | 0 | 1 | 0 | 0 | 3 | 3 | 0 | 0 | 1 | 13 | 5 | 7 | 0 | 0 | 33 |
| 07:30 | 0 | 0 | 0 | 0 | 0 | 0 | 1 | 1 | 0 | 0 | 1 | 8 | 8 | 9 | 0 | 0 | 28 |
| 07:45 | 0 | 0 | 0 | 2 | 0 | 0 | 1 | 1 | 0 | 0 | 4 | 11 | 11 | 9 | 0 | 0 | 39 |
| Total | 0 | 0 | 0 | 3 | 0 | 0 | 6 | 7 | 0 | 0 | 6 | 42 | 30 | 33 | 0 | 0 | 127 |
| 08:00 | 0 | 0 | 1 | 0 | 0 | 0 | 0 | 0 | 0 | 0 | 0 | 25 | 9 | 11 | 0 | 0 | 46 |
| 08:15 | 0 | 0 | 0 | 1 | 0 | 0 | 0 | 0 | 0 | 0 | 0 | 13 | 4 | 6 | 0 | 0 | 24 |
| 08:30 | 0 | 0 | 0 | 0 | 0 | 0 | 0 | 0 | 0 | 0 | 0 | 22 | 7 | 7 | 0 | 0 | 36 |
| 08:45 | 0 | 0 | 0 | 0 | 0 | 0 | 1 | 0 | 0 | 0 | 1 | 23 | 9 | 9 | 0 | 0 | 43 |
| Total | 0 | 0 | 1 | 1 | 0 | 0 | 1 | 0 | 0 | 0 | 1 | 83 | 29 | 33 | 0 | 0 | 149 |
| Grand Total | 0 | 0 | 1 | 4 | 0 | 0 | 7 | 7 | 0 | 0 | 7 | 125 | 59 | 66 | 0 | 0 | 276 |
| Apprch % | 0 | 0 | 20 | 80 | 0 | 0 | 50 | 50 | 0 | 0 | 5.3 | 94.7 | 47.2 | 52.8 | 0 | 0 | |
| Total % | 0 | 0 | 0.4 | 1.4 | 0 | 0 | 2.5 | 2.5 | 0 | 0 | 2.5 | 45.3 | 21.4 | 23.9 | 0 | 0 | |

Accurate Counts

978-664-2565

File Name : 0380000f

Site Code : 0380000F

Start Date : 5/17/2011

Page No : 1

Ins & Outs
 Area 'F' / Broadway
 City/State : Cambridge, MA
 Weather : Cloudy

Groups Printed- Cars

| Start Time | Federal Bldg From North | | | | Dock From East | | | | Garage From South | | | | Hotel From West | | | | Int. Total |
|--------------------|----------------------------|----------|----------|----------|-------------------|----------|----------|----------|----------------------|----------|-----------|-----------|--------------------|-----------|----------|----------|------------|
| | | | OUT | IN | | | OUT | IN | | | OUT | IN | OUT | IN | | | |
| 11:00 | 0 | 0 | 0 | 0 | 0 | 0 | 0 | 0 | 0 | 0 | 3 | 3 | 7 | 7 | 0 | 0 | 20 |
| 11:15 | 0 | 0 | 0 | 0 | 0 | 0 | 2 | 2 | 0 | 0 | 0 | 11 | 4 | 4 | 0 | 0 | 23 |
| 11:30 | 0 | 0 | 0 | 0 | 0 | 0 | 1 | 2 | 0 | 0 | 2 | 6 | 13 | 13 | 0 | 0 | 37 |
| 11:45 | 0 | 0 | 2 | 0 | 0 | 0 | 1 | 0 | 0 | 0 | 0 | 2 | 5 | 5 | 0 | 0 | 15 |
| Total | 0 | 0 | 2 | 0 | 0 | 0 | 4 | 4 | 0 | 0 | 5 | 22 | 29 | 29 | 0 | 0 | 95 |
| 12:00 | 0 | 0 | 0 | 1 | 0 | 0 | 0 | 0 | 0 | 0 | 1 | 3 | 4 | 4 | 0 | 0 | 13 |
| 12:15 | 0 | 0 | 0 | 1 | 0 | 0 | 0 | 0 | 0 | 0 | 0 | 11 | 8 | 8 | 0 | 0 | 28 |
| 12:30 | 0 | 0 | 0 | 0 | 0 | 0 | 0 | 0 | 0 | 0 | 3 | 4 | 6 | 6 | 0 | 0 | 19 |
| 12:45 | 0 | 0 | 1 | 0 | 0 | 0 | 0 | 0 | 0 | 0 | 3 | 7 | 8 | 8 | 0 | 0 | 27 |
| Total | 0 | 0 | 1 | 2 | 0 | 0 | 0 | 0 | 0 | 0 | 7 | 25 | 26 | 26 | 0 | 0 | 87 |
| Grand Total | 0 | 0 | 3 | 2 | 0 | 0 | 4 | 4 | 0 | 0 | 12 | 47 | 55 | 55 | 0 | 0 | 182 |
| Apprch % | 0 | 0 | 60 | 40 | 0 | 0 | 50 | 50 | 0 | 0 | 20.3 | 79.7 | 50 | 50 | 0 | 0 | |
| Total % | 0 | 0 | 1.6 | 1.1 | 0 | 0 | 2.2 | 2.2 | 0 | 0 | 6.6 | 25.8 | 30.2 | 30.2 | 0 | 0 | |

Accurate Counts

978-664-2565

Ins & Outs
 Area 'F' / Broadway
 City/State : Cambridge, MA
 Weather : Cloudy

File Name : 0380000f
 Site Code : 0380000F
 Start Date : 5/17/2011
 Page No : 1

Groups Printed- Cars

| Start Time | Federal Bldg From North | | | | Dock From East | | | | Garage From South | | | | Hotel From West | | | | Int. Total |
|--------------------|----------------------------|----------|----------|----------|-------------------|----------|----------|----------|----------------------|----------|------------|-----------|--------------------|------------|----------|----------|------------|
| | | | OUT | IN | | | OUT | IN | | | OUT | IN | OUT | IN | | | |
| 16:00 | 0 | 0 | 0 | 0 | 0 | 0 | 2 | 0 | 0 | 0 | 8 | 4 | 15 | 15 | 0 | 0 | 44 |
| 16:15 | 0 | 0 | 1 | 0 | 0 | 0 | 0 | 0 | 0 | 0 | 10 | 2 | 12 | 12 | 0 | 0 | 37 |
| 16:30 | 0 | 0 | 0 | 0 | 0 | 0 | 1 | 0 | 0 | 0 | 11 | 2 | 13 | 13 | 0 | 0 | 40 |
| 16:45 | 0 | 0 | 1 | 0 | 0 | 0 | 0 | 0 | 0 | 0 | 14 | 3 | 6 | 6 | 0 | 0 | 30 |
| Total | 0 | 0 | 2 | 0 | 0 | 0 | 3 | 0 | 0 | 0 | 43 | 11 | 46 | 46 | 0 | 0 | 151 |
| 17:00 | 0 | 0 | 0 | 0 | 0 | 0 | 1 | 1 | 0 | 0 | 21 | 3 | 13 | 13 | 0 | 0 | 52 |
| 17:15 | 0 | 0 | 0 | 0 | 0 | 0 | 2 | 2 | 0 | 0 | 26 | 3 | 12 | 12 | 0 | 0 | 57 |
| 17:30 | 0 | 0 | 0 | 0 | 0 | 0 | 0 | 0 | 0 | 0 | 25 | 6 | 17 | 17 | 0 | 0 | 65 |
| 17:45 | 0 | 0 | 0 | 0 | 0 | 0 | 0 | 0 | 0 | 0 | 13 | 3 | 19 | 19 | 0 | 0 | 54 |
| Total | 0 | 0 | 0 | 0 | 0 | 0 | 3 | 3 | 0 | 0 | 85 | 15 | 61 | 61 | 0 | 0 | 228 |
| Grand Total | 0 | 0 | 2 | 0 | 0 | 0 | 6 | 3 | 0 | 0 | 128 | 26 | 107 | 107 | 0 | 0 | 379 |
| Apprch % | 0 | 0 | 100 | 0 | 0 | 0 | 66.7 | 33.3 | 0 | 0 | 83.1 | 16.9 | 50 | 50 | 0 | 0 | |
| Total % | 0 | 0 | 0.5 | 0 | 0 | 0 | 1.6 | 0.8 | 0 | 0 | 33.8 | 6.9 | 28.2 | 28.2 | 0 | 0 | |

Accurate Counts

978-664-2565

Ins & Outs
 Area 'G' / Main Street
 City/State : Cambridge, MA
 Weather : Cloudy

File Name : 0380000G
 Site Code : 0380000G
 Start Date : 5/17/2011
 Page No : 1

Groups Printed- Cars - Trucks

| Start Time | Dock St From North | | | | From East | | | | Paking Lot From South | | | | From West | | | | Int. Total |
|--------------------|-----------------------|----------|-----------|-----------|-----------|----------|----------|----------|--------------------------|----------|-----------|-----------|-----------|----------|----------|----------|------------|
| | | | OUT | IN | | | | | | | OUT | IN | | | | | |
| 07:00 | 0 | 0 | 1 | 4 | 0 | 0 | 0 | 0 | 0 | 0 | 3 | 3 | 0 | 0 | 0 | 0 | 11 |
| 07:15 | 0 | 0 | 2 | 5 | 0 | 0 | 0 | 0 | 0 | 0 | 8 | 1 | 0 | 0 | 0 | 0 | 16 |
| 07:30 | 0 | 0 | 4 | 5 | 0 | 0 | 0 | 0 | 0 | 0 | 4 | 4 | 0 | 0 | 0 | 0 | 17 |
| 07:45 | 0 | 0 | 4 | 5 | 0 | 0 | 0 | 0 | 0 | 0 | 3 | 2 | 0 | 0 | 0 | 0 | 14 |
| Total | 0 | 0 | 11 | 19 | 0 | 0 | 0 | 0 | 0 | 0 | 18 | 10 | 0 | 0 | 0 | 0 | 58 |
| 08:00 | 0 | 0 | 5 | 1 | 0 | 0 | 0 | 0 | 0 | 0 | 3 | 1 | 0 | 0 | 0 | 0 | 10 |
| 08:15 | 0 | 0 | 5 | 7 | 0 | 0 | 0 | 0 | 0 | 0 | 3 | 5 | 0 | 0 | 0 | 0 | 20 |
| 08:30 | 0 | 0 | 4 | 4 | 0 | 0 | 0 | 0 | 0 | 0 | 4 | 2 | 0 | 0 | 0 | 0 | 14 |
| 08:45 | 0 | 0 | 6 | 8 | 0 | 0 | 0 | 0 | 0 | 0 | 5 | 1 | 0 | 0 | 0 | 0 | 20 |
| Total | 0 | 0 | 20 | 20 | 0 | 0 | 0 | 0 | 0 | 0 | 15 | 9 | 0 | 0 | 0 | 0 | 64 |
| Grand Total | 0 | 0 | 31 | 39 | 0 | 0 | 0 | 0 | 0 | 0 | 33 | 19 | 0 | 0 | 0 | 0 | 122 |
| Apprch % | 0 | 0 | 44.3 | 55.7 | 0 | 0 | 0 | 0 | 0 | 0 | 63.5 | 36.5 | 0 | 0 | 0 | 0 | |
| Total % | 0 | 0 | 25.4 | 32 | 0 | 0 | 0 | 0 | 0 | 0 | 27 | 15.6 | 0 | 0 | 0 | 0 | |
| Cars | 0 | 0 | 31 | 37 | 0 | 0 | 0 | 0 | 0 | 0 | 27 | 15 | 0 | 0 | 0 | 0 | 110 |
| % Cars | 0 | 0 | 100 | 94.9 | 0 | 0 | 0 | 0 | 0 | 0 | 81.8 | 78.9 | 0 | 0 | 0 | 0 | 90.2 |
| Trucks | 0 | 0 | 0 | 2 | 0 | 0 | 0 | 0 | 0 | 0 | 6 | 4 | 0 | 0 | 0 | 0 | 12 |
| % Trucks | 0 | 0 | 0 | 5.1 | 0 | 0 | 0 | 0 | 0 | 0 | 18.2 | 21.1 | 0 | 0 | 0 | 0 | 9.8 |

Accurate Counts
978-664-2565

Ins & Outs
Area 'G' / Main Street
City/State : Cambridge, MA
Weather : Cloudy

File Name : 0380000G
Site Code : 0380000G
Start Date : 5/17/2011
Page No : 1

Groups Printed- Cars

| Start Time | Dock St From North | | | | From East | | | | Paking Lot From South | | | | From West | | | | Int. Total |
|-------------|-----------------------|---|------|------|-----------|---|---|---|--------------------------|---|------|------|-----------|---|---|---|------------|
| | | | OUT | IN | | | | | | | OUT | IN | | | | | |
| 07:00 | 0 | 0 | 1 | 4 | 0 | 0 | 0 | 0 | 0 | 0 | 3 | 3 | 0 | 0 | 0 | 0 | 11 |
| 07:15 | 0 | 0 | 2 | 5 | 0 | 0 | 0 | 0 | 0 | 0 | 7 | 1 | 0 | 0 | 0 | 0 | 15 |
| 07:30 | 0 | 0 | 4 | 5 | 0 | 0 | 0 | 0 | 0 | 0 | 4 | 3 | 0 | 0 | 0 | 0 | 16 |
| 07:45 | 0 | 0 | 4 | 4 | 0 | 0 | 0 | 0 | 0 | 0 | 3 | 1 | 0 | 0 | 0 | 0 | 12 |
| Total | 0 | 0 | 11 | 18 | 0 | 0 | 0 | 0 | 0 | 0 | 17 | 8 | 0 | 0 | 0 | 0 | 54 |
| 08:00 | 0 | 0 | 5 | 1 | 0 | 0 | 0 | 0 | 0 | 0 | 3 | 1 | 0 | 0 | 0 | 0 | 10 |
| 08:15 | 0 | 0 | 5 | 7 | 0 | 0 | 0 | 0 | 0 | 0 | 3 | 4 | 0 | 0 | 0 | 0 | 19 |
| 08:30 | 0 | 0 | 4 | 4 | 0 | 0 | 0 | 0 | 0 | 0 | 2 | 2 | 0 | 0 | 0 | 0 | 12 |
| 08:45 | 0 | 0 | 6 | 7 | 0 | 0 | 0 | 0 | 0 | 0 | 2 | 0 | 0 | 0 | 0 | 0 | 15 |
| Total | 0 | 0 | 20 | 19 | 0 | 0 | 0 | 0 | 0 | 0 | 10 | 7 | 0 | 0 | 0 | 0 | 56 |
| Grand Total | 0 | 0 | 31 | 37 | 0 | 0 | 0 | 0 | 0 | 0 | 27 | 15 | 0 | 0 | 0 | 0 | 110 |
| Apprch % | 0 | 0 | 45.6 | 54.4 | 0 | 0 | 0 | 0 | 0 | 0 | 64.3 | 35.7 | 0 | 0 | 0 | 0 | |
| Total % | 0 | 0 | 28.2 | 33.6 | 0 | 0 | 0 | 0 | 0 | 0 | 24.5 | 13.6 | 0 | 0 | 0 | 0 | |

Accurate Counts

978-664-2565

Ins & Outs
 Area 'G' / Main Street
 City/State : Cambridge, MA
 Weather : Cloudy

File Name : 0380000G
 Site Code : 0380000G
 Start Date : 5/17/2011
 Page No : 1

Groups Printed- Trucks

| Start Time | Dock St From North | | | | From East | | | | Paking Lot From South | | | | From West | | | | Int. Total |
|--------------------|-----------------------|----------|----------|----------|-----------|----------|----------|----------|--------------------------|----------|----------|----------|-----------|----------|----------|----------|------------|
| | | | OUT | IN | | | | | | | OUT | IN | | | | | |
| 07:00 | 0 | 0 | 0 | 0 | 0 | 0 | 0 | 0 | 0 | 0 | 0 | 0 | 0 | 0 | 0 | 0 | 0 |
| 07:15 | 0 | 0 | 0 | 0 | 0 | 0 | 0 | 0 | 0 | 0 | 0 | 1 | 0 | 0 | 0 | 0 | 0 |
| 07:30 | 0 | 0 | 0 | 0 | 0 | 0 | 0 | 0 | 0 | 0 | 0 | 0 | 1 | 0 | 0 | 0 | 0 |
| 07:45 | 0 | 0 | 0 | 1 | 0 | 0 | 0 | 0 | 0 | 0 | 0 | 0 | 1 | 0 | 0 | 0 | 0 |
| Total | 0 | 0 | 0 | 1 | 0 | 0 | 0 | 0 | 0 | 0 | 0 | 1 | 2 | 0 | 0 | 0 | 0 |
| 08:00 | 0 | 0 | 0 | 0 | 0 | 0 | 0 | 0 | 0 | 0 | 0 | 0 | 0 | 0 | 0 | 0 | 0 |
| 08:15 | 0 | 0 | 0 | 0 | 0 | 0 | 0 | 0 | 0 | 0 | 0 | 0 | 1 | 0 | 0 | 0 | 0 |
| 08:30 | 0 | 0 | 0 | 0 | 0 | 0 | 0 | 0 | 0 | 0 | 0 | 2 | 0 | 0 | 0 | 0 | 0 |
| 08:45 | 0 | 0 | 0 | 1 | 0 | 0 | 0 | 0 | 0 | 0 | 0 | 3 | 1 | 0 | 0 | 0 | 0 |
| Total | 0 | 0 | 0 | 1 | 0 | 0 | 0 | 0 | 0 | 0 | 0 | 5 | 2 | 0 | 0 | 0 | 0 |
| Grand Total | 0 | 0 | 0 | 2 | 0 | 0 | 0 | 0 | 0 | 0 | 0 | 6 | 4 | 0 | 0 | 0 | 0 |
| Apprch % | 0 | 0 | 0 | 100 | 0 | 0 | 0 | 0 | 0 | 0 | 0 | 60 | 40 | 0 | 0 | 0 | 0 |
| Total % | 0 | 0 | 0 | 16.7 | 0 | 0 | 0 | 0 | 0 | 0 | 0 | 50 | 33.3 | 0 | 0 | 0 | 0 |

Accurate Counts

978-664-2565

Ins & Outs
 Area 'G' / Main Street
 City/State : Cambridge, MA
 Weather : Cloudy

File Name : 0380000G
 Site Code : 0380000G
 Start Date : 5/17/2011
 Page No : 1

Groups Printed- Cars - Trucks

| Start Time | Dock St From North | | | | From East | | | | Paking Lot From South | | | | From West | | | | Int. Total |
|--------------------|-----------------------|----------|-----------|-----------|-----------|----------|----------|----------|--------------------------|----------|-----------|-----------|-----------|----------|----------|----------|------------|
| | | | OUT | IN | | | | | | | OUT | IN | | | | | |
| 11:00 | 0 | 0 | 3 | 4 | 0 | 0 | 0 | 0 | 0 | 0 | 8 | 7 | 0 | 0 | 0 | 0 | 22 |
| 11:15 | 0 | 0 | 8 | 7 | 0 | 0 | 0 | 0 | 0 | 0 | 10 | 5 | 0 | 0 | 0 | 0 | 30 |
| 11:30 | 0 | 0 | 3 | 1 | 0 | 0 | 0 | 0 | 0 | 0 | 2 | 6 | 0 | 0 | 0 | 0 | 12 |
| 11:45 | 0 | 0 | 5 | 4 | 0 | 0 | 0 | 0 | 0 | 0 | 5 | 6 | 0 | 0 | 0 | 0 | 20 |
| Total | 0 | 0 | 19 | 16 | 0 | 0 | 0 | 0 | 0 | 0 | 25 | 24 | 0 | 0 | 0 | 0 | 84 |
| 12:00 | 0 | 0 | 3 | 3 | 0 | 0 | 0 | 0 | 0 | 0 | 2 | 4 | 0 | 0 | 0 | 0 | 12 |
| 12:15 | 0 | 0 | 7 | 6 | 0 | 0 | 0 | 0 | 0 | 0 | 4 | 6 | 0 | 0 | 0 | 0 | 23 |
| 12:30 | 0 | 0 | 3 | 5 | 0 | 0 | 0 | 0 | 0 | 0 | 10 | 7 | 0 | 0 | 0 | 0 | 25 |
| 12:45 | 0 | 0 | 5 | 5 | 0 | 0 | 0 | 0 | 0 | 0 | 7 | 7 | 0 | 0 | 0 | 0 | 24 |
| Total | 0 | 0 | 18 | 19 | 0 | 0 | 0 | 0 | 0 | 0 | 23 | 24 | 0 | 0 | 0 | 0 | 84 |
| Grand Total | 0 | 0 | 37 | 35 | 0 | 0 | 0 | 0 | 0 | 0 | 48 | 48 | 0 | 0 | 0 | 0 | 168 |
| Apprch % | 0 | 0 | 51.4 | 48.6 | 0 | 0 | 0 | 0 | 0 | 0 | 50 | 50 | 0 | 0 | 0 | 0 | |
| Total % | 0 | 0 | 22 | 20.8 | 0 | 0 | 0 | 0 | 0 | 0 | 28.6 | 28.6 | 0 | 0 | 0 | 0 | |
| Cars | 0 | 0 | 35 | 28 | 0 | 0 | 0 | 0 | 0 | 0 | 38 | 40 | 0 | 0 | 0 | 0 | 141 |
| % Cars | 0 | 0 | 94.6 | 80 | 0 | 0 | 0 | 0 | 0 | 0 | 79.2 | 83.3 | 0 | 0 | 0 | 0 | 83.9 |
| Trucks | 0 | 0 | 2 | 7 | 0 | 0 | 0 | 0 | 0 | 0 | 10 | 8 | 0 | 0 | 0 | 0 | 27 |
| % Trucks | 0 | 0 | 5.4 | 20 | 0 | 0 | 0 | 0 | 0 | 0 | 20.8 | 16.7 | 0 | 0 | 0 | 0 | 16.1 |

Accurate Counts
978-664-2565

Ins & Outs
Area 'G' / Main Street
City/State : Cambridge, MA
Weather : Cloudy

File Name : 0380000G
Site Code : 0380000G
Start Date : 5/17/2011
Page No : 1

Groups Printed- Cars

| Start Time | Dock St From North | | | | From East | | | | Paking Lot From South | | | | From West | | | | Int. Total |
|-------------|-----------------------|---|------|------|-----------|---|---|---|--------------------------|---|------|------|-----------|---|---|---|------------|
| | | | OUT | IN | | | | | | | OUT | IN | | | | | |
| 11:00 | 0 | 0 | 3 | 4 | 0 | 0 | 0 | 0 | 0 | 0 | 7 | 7 | 0 | 0 | 0 | 0 | 21 |
| 11:15 | 0 | 0 | 8 | 5 | 0 | 0 | 0 | 0 | 0 | 0 | 6 | 3 | 0 | 0 | 0 | 0 | 22 |
| 11:30 | 0 | 0 | 3 | 1 | 0 | 0 | 0 | 0 | 0 | 0 | 1 | 4 | 0 | 0 | 0 | 0 | 9 |
| 11:45 | 0 | 0 | 4 | 4 | 0 | 0 | 0 | 0 | 0 | 0 | 3 | 4 | 0 | 0 | 0 | 0 | 15 |
| Total | 0 | 0 | 18 | 14 | 0 | 0 | 0 | 0 | 0 | 0 | 17 | 18 | 0 | 0 | 0 | 0 | 67 |
| 12:00 | 0 | 0 | 3 | 1 | 0 | 0 | 0 | 0 | 0 | 0 | 2 | 3 | 0 | 0 | 0 | 0 | 9 |
| 12:15 | 0 | 0 | 6 | 4 | 0 | 0 | 0 | 0 | 0 | 0 | 3 | 6 | 0 | 0 | 0 | 0 | 19 |
| 12:30 | 0 | 0 | 3 | 5 | 0 | 0 | 0 | 0 | 0 | 0 | 10 | 7 | 0 | 0 | 0 | 0 | 25 |
| 12:45 | 0 | 0 | 5 | 4 | 0 | 0 | 0 | 0 | 0 | 0 | 6 | 6 | 0 | 0 | 0 | 0 | 21 |
| Total | 0 | 0 | 17 | 14 | 0 | 0 | 0 | 0 | 0 | 0 | 21 | 22 | 0 | 0 | 0 | 0 | 74 |
| Grand Total | 0 | 0 | 35 | 28 | 0 | 0 | 0 | 0 | 0 | 0 | 38 | 40 | 0 | 0 | 0 | 0 | 141 |
| Apprch % | 0 | 0 | 55.6 | 44.4 | 0 | 0 | 0 | 0 | 0 | 0 | 48.7 | 51.3 | 0 | 0 | 0 | 0 | |
| Total % | 0 | 0 | 24.8 | 19.9 | 0 | 0 | 0 | 0 | 0 | 0 | 27 | 28.4 | 0 | 0 | 0 | 0 | |

Accurate Counts

978-664-2565

File Name : 0380000G

Site Code : 0380000G

Start Date : 5/17/2011

Page No : 1

Ins & Outs
 Area 'G' / Main Street
 City/State : Cambridge, MA
 Weather : Cloudy

Groups Printed- Trucks

| Start Time | Dock St From North | | | | From East | | | | Paking Lot From South | | | | From West | | | | Int. Total |
|--------------------|-----------------------|----------|----------|----------|-----------|----------|----------|----------|--------------------------|----------|-----------|----------|-----------|----------|----------|----------|------------|
| | | | OUT | IN | | | | | | | OUT | IN | | | | | |
| 11:00 | 0 | 0 | 0 | 0 | 0 | 0 | 0 | 0 | 0 | 0 | 1 | 0 | 0 | 0 | 0 | 0 | 1 |
| 11:15 | 0 | 0 | 0 | 2 | 0 | 0 | 0 | 0 | 0 | 0 | 4 | 2 | 0 | 0 | 0 | 0 | 8 |
| 11:30 | 0 | 0 | 0 | 0 | 0 | 0 | 0 | 0 | 0 | 0 | 1 | 2 | 0 | 0 | 0 | 0 | 3 |
| 11:45 | 0 | 0 | 1 | 0 | 0 | 0 | 0 | 0 | 0 | 0 | 2 | 2 | 0 | 0 | 0 | 0 | 5 |
| Total | 0 | 0 | 1 | 2 | 0 | 0 | 0 | 0 | 0 | 0 | 8 | 6 | 0 | 0 | 0 | 0 | 17 |
| 12:00 | 0 | 0 | 0 | 2 | 0 | 0 | 0 | 0 | 0 | 0 | 0 | 1 | 0 | 0 | 0 | 0 | 3 |
| 12:15 | 0 | 0 | 1 | 2 | 0 | 0 | 0 | 0 | 0 | 0 | 1 | 0 | 0 | 0 | 0 | 0 | 4 |
| 12:30 | 0 | 0 | 0 | 0 | 0 | 0 | 0 | 0 | 0 | 0 | 0 | 0 | 0 | 0 | 0 | 0 | 0 |
| 12:45 | 0 | 0 | 0 | 1 | 0 | 0 | 0 | 0 | 0 | 0 | 1 | 1 | 0 | 0 | 0 | 0 | 3 |
| Total | 0 | 0 | 1 | 5 | 0 | 0 | 0 | 0 | 0 | 0 | 2 | 2 | 0 | 0 | 0 | 0 | 10 |
| Grand Total | 0 | 0 | 2 | 7 | 0 | 0 | 0 | 0 | 0 | 0 | 10 | 8 | 0 | 0 | 0 | 0 | 27 |
| Apprch % | 0 | 0 | 22.2 | 77.8 | 0 | 0 | 0 | 0 | 0 | 0 | 55.6 | 44.4 | 0 | 0 | 0 | 0 | |
| Total % | 0 | 0 | 7.4 | 25.9 | 0 | 0 | 0 | 0 | 0 | 0 | 37 | 29.6 | 0 | 0 | 0 | 0 | |

Accurate Counts

978-664-2565

Ins & Outs
 Area 'G' / Main Street
 City/State : Cambridge, MA
 Weather : Cloudy

File Name : 0380000G
 Site Code : 0380000G
 Start Date : 5/17/2011
 Page No : 1

Groups Printed- Cars - Trucks

| Start Time | Dock St From North | | | | From East | | | | Paking Lot From South | | | | From West | | | | Int. Total |
|--------------------|-----------------------|----------|-----------|-----------|-----------|----------|----------|----------|--------------------------|----------|-----------|----------|-----------|----------|----------|----------|------------|
| | | | OUT | IN | | | | | | | OUT | IN | | | | | |
| 16:00 | 0 | 0 | 0 | 4 | 0 | 0 | 0 | 0 | 0 | 0 | 4 | 2 | 0 | 0 | 0 | 0 | 10 |
| 16:15 | 0 | 0 | 4 | 2 | 0 | 0 | 0 | 0 | 0 | 0 | 0 | 0 | 0 | 0 | 0 | 0 | 6 |
| 16:30 | 0 | 0 | 3 | 3 | 0 | 0 | 0 | 0 | 0 | 0 | 0 | 1 | 0 | 0 | 0 | 0 | 7 |
| 16:45 | 0 | 0 | 3 | 2 | 0 | 0 | 0 | 0 | 0 | 0 | 0 | 3 | 0 | 0 | 0 | 0 | 8 |
| Total | 0 | 0 | 10 | 11 | 0 | 0 | 0 | 0 | 0 | 0 | 4 | 6 | 0 | 0 | 0 | 0 | 31 |
| 17:00 | 0 | 0 | 5 | 3 | 0 | 0 | 0 | 0 | 0 | 0 | 6 | 1 | 0 | 0 | 0 | 0 | 15 |
| 17:15 | 0 | 0 | 6 | 2 | 0 | 0 | 0 | 0 | 0 | 0 | 2 | 0 | 0 | 0 | 0 | 0 | 10 |
| 17:30 | 0 | 0 | 6 | 1 | 0 | 0 | 0 | 0 | 0 | 0 | 1 | 1 | 0 | 0 | 0 | 0 | 9 |
| 17:45 | 0 | 0 | 5 | 1 | 0 | 0 | 0 | 0 | 0 | 0 | 1 | 1 | 0 | 0 | 0 | 0 | 8 |
| Total | 0 | 0 | 22 | 7 | 0 | 0 | 0 | 0 | 0 | 0 | 10 | 3 | 0 | 0 | 0 | 0 | 42 |
| Grand Total | 0 | 0 | 32 | 18 | 0 | 0 | 0 | 0 | 0 | 0 | 14 | 9 | 0 | 0 | 0 | 0 | 73 |
| Apprch % | 0 | 0 | 64 | 36 | 0 | 0 | 0 | 0 | 0 | 0 | 60.9 | 39.1 | 0 | 0 | 0 | 0 | |
| Total % | 0 | 0 | 43.8 | 24.7 | 0 | 0 | 0 | 0 | 0 | 0 | 19.2 | 12.3 | 0 | 0 | 0 | 0 | |
| Cars | 0 | 0 | 31 | 18 | 0 | 0 | 0 | 0 | 0 | 0 | 13 | 9 | 0 | 0 | 0 | 0 | 71 |
| % Cars | 0 | 0 | 96.9 | 100 | 0 | 0 | 0 | 0 | 0 | 0 | 92.9 | 100 | 0 | 0 | 0 | 0 | 97.3 |
| Trucks | 0 | 0 | 1 | 0 | 0 | 0 | 0 | 0 | 0 | 0 | 1 | 0 | 0 | 0 | 0 | 0 | 2 |
| % Trucks | 0 | 0 | 3.1 | 0 | 0 | 0 | 0 | 0 | 0 | 0 | 7.1 | 0 | 0 | 0 | 0 | 0 | 2.7 |

Accurate Counts

978-664-2565

Ins & Outs
 Area 'G' / Main Street
 City/State : Cambridge, MA
 Weather : Cloudy

File Name : 0380000G
 Site Code : 0380000G
 Start Date : 5/17/2011
 Page No : 1

Groups Printed- Cars

| Start Time | Dock St From North | | | | From East | | | | Paking Lot From South | | | | From West | | | | Int. Total |
|--------------------|-----------------------|----------|-----------|-----------|-----------|----------|----------|----------|--------------------------|----------|-----------|----------|-----------|----------|----------|----------|------------|
| | | | OUT | IN | | | | | | | OUT | IN | | | | | |
| 16:00 | 0 | 0 | 0 | 4 | 0 | 0 | 0 | 0 | 0 | 0 | 4 | 2 | 0 | 0 | 0 | 0 | 10 |
| 16:15 | 0 | 0 | 4 | 2 | 0 | 0 | 0 | 0 | 0 | 0 | 0 | 0 | 0 | 0 | 0 | 0 | 6 |
| 16:30 | 0 | 0 | 3 | 3 | 0 | 0 | 0 | 0 | 0 | 0 | 0 | 1 | 0 | 0 | 0 | 0 | 7 |
| 16:45 | 0 | 0 | 2 | 2 | 0 | 0 | 0 | 0 | 0 | 0 | 0 | 3 | 0 | 0 | 0 | 0 | 7 |
| Total | 0 | 0 | 9 | 11 | 0 | 0 | 0 | 0 | 0 | 0 | 4 | 6 | 0 | 0 | 0 | 0 | 30 |
| 17:00 | 0 | 0 | 5 | 3 | 0 | 0 | 0 | 0 | 0 | 0 | 6 | 1 | 0 | 0 | 0 | 0 | 15 |
| 17:15 | 0 | 0 | 6 | 2 | 0 | 0 | 0 | 0 | 0 | 0 | 2 | 0 | 0 | 0 | 0 | 0 | 10 |
| 17:30 | 0 | 0 | 6 | 1 | 0 | 0 | 0 | 0 | 0 | 0 | 0 | 1 | 0 | 0 | 0 | 0 | 8 |
| 17:45 | 0 | 0 | 5 | 1 | 0 | 0 | 0 | 0 | 0 | 0 | 1 | 1 | 0 | 0 | 0 | 0 | 8 |
| Total | 0 | 0 | 22 | 7 | 0 | 0 | 0 | 0 | 0 | 0 | 9 | 3 | 0 | 0 | 0 | 0 | 41 |
| Grand Total | 0 | 0 | 31 | 18 | 0 | 0 | 0 | 0 | 0 | 0 | 13 | 9 | 0 | 0 | 0 | 0 | 71 |
| Apprch % | 0 | 0 | 63.3 | 36.7 | 0 | 0 | 0 | 0 | 0 | 0 | 59.1 | 40.9 | 0 | 0 | 0 | 0 | |
| Total % | 0 | 0 | 43.7 | 25.4 | 0 | 0 | 0 | 0 | 0 | 0 | 18.3 | 12.7 | 0 | 0 | 0 | 0 | |

Accurate Counts
978-664-2565

Ins & Outs
Area 'G' / Main Street
City/State : Cambridge, MA
Weather : Cloudy

File Name : 0380000G
Site Code : 0380000G
Start Date : 5/17/2011
Page No : 1

Groups Printed- Trucks

| Start Time | Dock St | | | | From East | | | | Paking Lot | | | | From West | | | | Int. Total |
|-------------|------------|---|-----|----|-----------|---|---|---|------------|---|-----|----|-----------|---|---|---|------------|
| | From North | | | | | | | | From South | | | | | | | | |
| | | | OUT | IN | | | | | | | OUT | IN | | | | | |
| 16:00 | 0 | 0 | 0 | 0 | 0 | 0 | 0 | 0 | 0 | 0 | 0 | 0 | 0 | 0 | 0 | 0 | 0 |
| 16:15 | 0 | 0 | 0 | 0 | 0 | 0 | 0 | 0 | 0 | 0 | 0 | 0 | 0 | 0 | 0 | 0 | 0 |
| 16:30 | 0 | 0 | 0 | 0 | 0 | 0 | 0 | 0 | 0 | 0 | 0 | 0 | 0 | 0 | 0 | 0 | 0 |
| 16:45 | 0 | 0 | 1 | 0 | 0 | 0 | 0 | 0 | 0 | 0 | 0 | 0 | 0 | 0 | 0 | 0 | 1 |
| Total | 0 | 0 | 1 | 0 | 0 | 0 | 0 | 0 | 0 | 0 | 0 | 0 | 0 | 0 | 0 | 0 | 1 |
| 17:00 | 0 | 0 | 0 | 0 | 0 | 0 | 0 | 0 | 0 | 0 | 0 | 0 | 0 | 0 | 0 | 0 | 0 |
| 17:15 | 0 | 0 | 0 | 0 | 0 | 0 | 0 | 0 | 0 | 0 | 0 | 0 | 0 | 0 | 0 | 0 | 0 |
| 17:30 | 0 | 0 | 0 | 0 | 0 | 0 | 0 | 0 | 0 | 0 | 1 | 0 | 0 | 0 | 0 | 0 | 1 |
| 17:45 | 0 | 0 | 0 | 0 | 0 | 0 | 0 | 0 | 0 | 0 | 0 | 0 | 0 | 0 | 0 | 0 | 0 |
| Total | 0 | 0 | 0 | 0 | 0 | 0 | 0 | 0 | 0 | 0 | 1 | 0 | 0 | 0 | 0 | 0 | 1 |
| Grand Total | 0 | 0 | 1 | 0 | 0 | 0 | 0 | 0 | 0 | 0 | 1 | 0 | 0 | 0 | 0 | 0 | 2 |
| Apprch % | 0 | 0 | 100 | 0 | 0 | 0 | 0 | 0 | 0 | 0 | 100 | 0 | 0 | 0 | 0 | 0 | |
| Total % | 0 | 0 | 50 | 0 | 0 | 0 | 0 | 0 | 0 | 0 | 50 | 0 | 0 | 0 | 0 | 0 | |

11

Broadway @ DWYS

Kendall Square Annual Manual Drop off/Pick up Count Sheet

| Morning Period | Autos | | Taxis | | Delivery Trucks | | Emergency | | Police Vehicles | | Limosines | | Buses | | Motorcycles | | Shuttle Bus | |
|-------------------|----------|---------|----------|---------|-----------------|---------|-----------|---------|-----------------|---------|-----------|---------|----------|---------|-------------|---------|-------------|---------|
| | Drop off | Pick up | Drop off | Pick up | Drop off | Pick up | Drop off | Pick up | Drop off | Pick up | Drop off | Pick up | Drop off | Pick up | Drop off | Pick up | Drop off | Pick up |
| 7:00 AM - 7:15 AM | | | | | | | | | | | | | | | | | | |
| 7:15 AM - 7:30 AM | | | | | | | | | | | | | | | | | | |
| 7:30 AM - 7:45 AM | 1 | | | | | | | | | | | | | | | | | |
| 7:45 AM - 8:00 AM | | | | | | | | | | | | | | | | | | |
| 8:00 AM - 8:15 AM | | | | | | | | | | | | | | | | | | |
| 8:15 AM - 8:30 AM | | | | | | | | | | | | | | | | | | |
| 8:30 AM - 8:45 AM | | | | | | | | | | | | | | | | | | |
| 8:45 AM - 9:00 AM | | | | | 1 | 1 | | | | | | | 1 | 1 | | | | |

Location 1

| Midday Period | Autos | | Taxis | | Delivery Trucks | | Emergency Vehicles | | Police Vehicles | | Limosines | | Buses | | Motorcycles | | Shuttle Bus | |
|---------------------|----------|---------|----------|---------|-----------------|---------|--------------------|---------|-----------------|---------|-----------|---------|----------|---------|-------------|---------|-------------|---------|
| | Drop off | Pick up | Drop off | Pick up | Drop off | Pick up | Drop off | Pick up | Drop off | Pick up | Drop off | Pick up | Drop off | Pick up | Drop off | Pick up | Drop off | Pick up |
| 11:00 AM - 11:15 AM | | | | | | 1 | | | | | | | | | | | | |
| 11:15 AM - 11:30 AM | | | | | | | | | | | | | | | | | | |
| 11:30 AM - 11:45 AM | | | | | | | | | | | | | | | | | | |
| 11:45 AM - 12:00 PM | | | | | | | | | | | | | | | | | | |
| 12:00 PM - 12:15 PM | | | 1 | | | | | | | | | | | | | | | |
| 12:15 PM - 12:30 PM | | | | | | | | | | | | | | | | | | |
| 12:30 PM - 12:45 PM | | | | | | | | | | | | | | | | | | |
| 12:45 PM - 1:00 PM | | | | | | | | | | | | | | | | | | |

| Evening Period | Autos | | Taxis | | Delivery Trucks | | Emergency Vehicles | | Police Vehicles | | Limosines | | Buses | | Motorcycles | | Shuttle Bus | |
|-------------------|----------|---------|----------|---------|-----------------|---------|--------------------|---------|-----------------|---------|-----------|---------|----------|---------|-------------|---------|-------------|---------|
| | Drop off | Pick up | Drop off | Pick up | Drop off | Pick up | Drop off | Pick up | Drop off | Pick up | Drop off | Pick up | Drop off | Pick up | Drop off | Pick up | Drop off | Pick up |
| 4:00 PM - 4:15 PM | | | | | | | | | | | | | - | 2 | | | | |
| 4:15 PM - 4:30 PM | | | | | | | | | | | | | - | - | | | | |
| 4:30 PM - 4:45 PM | | | | | | | | | | | | | - | 2 | | | | |
| 4:45 PM - 5:00 PM | - | 1 | | | | | | | | | | | - | 1 | | | | |
| 5:00 PM - 5:15 PM | | | | | | | | | | | | | - | 1 | | | | |
| 5:15 PM - 5:30 PM | | | | | | | | | | | | | - | 1 | | | | |
| 5:30 PM - 5:45 PM | | | | | | | | | | | | | - | 2 | | | | |
| 5:45 PM - 6:00 PM | | | | | | | | | | | | | - | 1 | | | | |

61

Kendall Square Annual Manual Drop off/Pick up Count Sheet

| Morning Period | Autos | | Taxis | | Delivery Trucks | | Emergency Vehicles | | Police Vehicles | | Limosines | | Buses | | Motorcycles | | Shuttle Bus | |
|-------------------|----------|---------|----------|---------|-----------------|---------|--------------------|---------|-----------------|---------|-----------|---------|----------|---------|-------------|---------|-------------|---------|
| | Drop off | Pick up | Drop off | Pick up | Drop off | Pick up | Drop off | Pick up | Drop off | Pick up | Drop off | Pick up | Drop off | Pick up | Drop off | Pick up | Drop off | Pick up |
| 7:00 AM - 7:15 AM | /// | | / | | / | | | | | | | | /// | /// | | | /// | /// |
| 7:15 AM - 7:30 AM | /// | | | | / | | | | | | | | /// | /// | | | /// | /// |
| 7:30 AM - 7:45 AM | / | | /// | | | | | | | | | | /// | /// | | | /// | /// |
| 7:45 AM - 8:00 AM | /// | | /// | | | | | | | | | | /// | /// | | | /// | /// |
| 8:00 AM - 8:15 AM | /// | | /// | | / | | | | | | | | /// | /// | | | /// | /// |
| 8:15 AM - 8:30 AM | / | | / | | | | | | | | | | /// | /// | | | /// | /// |
| 8:30 AM - 8:45 AM | | | | | / | | | | | | | | /// | /// | | | /// | /// |
| 8:45 AM - 9:00 AM | /// | | / | | | | | | | | | | /// | /// | | | /// | /// |

| Midday Period | Autos | | Taxis | | Delivery Trucks | | Emergency Vehicles | | Police Vehicles | | Limosines | | Buses | | Motorcycles | | Shuttle Bus | |
|---------------------|----------|---------|----------|---------|-----------------|---------|--------------------|---------|-----------------|---------|-----------|---------|----------|---------|-------------|---------|-------------|---------|
| | Drop off | Pick up | Drop off | Pick up | Drop off | Pick up | Drop off | Pick up | Drop off | Pick up | Drop off | Pick up | Drop off | Pick up | Drop off | Pick up | Drop off | Pick up |
| 11:00 AM - 11:15 AM | / | | | | /// | | | | | | | | /// | /// | | | /// | /// |
| 11:15 AM - 11:30 AM | /// | | | | | | | | | | | | /// | /// | | | /// | /// |
| 11:30 AM - 11:45 AM | / | | | / | / | | | | | | | | /// | /// | | | /// | /// |
| 11:45 AM - 12:00 PM | | | | | | | | | | | | | /// | /// | | | /// | /// |
| 12:00 PM - 12:15 PM | | | | | | | | | | | | | /// | /// | | | /// | /// |
| 12:15 PM - 12:30 PM | | /// | | | | | | | | | | | /// | /// | | | /// | /// |
| 12:30 PM - 12:45 PM | | / | | | | | | | | | | | /// | /// | | | /// | /// |
| 12:45 PM - 1:00 PM | | | | | | | | | | | | | /// | /// | | | /// | /// |

| Evening Period | Autos | | Taxis | | Delivery Trucks | | Emergency Vehicles | | Police Vehicles | | Limosines | | Buses | | Motorcycles | | Shuttle Bus | |
|-------------------|----------|---------|----------|---------|-----------------|---------|--------------------|---------|-----------------|---------|-----------|---------|----------|---------|-------------|---------|-------------|---------|
| | Drop off | Pick up | Drop off | Pick up | Drop off | Pick up | Drop off | Pick up | Drop off | Pick up | Drop off | Pick up | Drop off | Pick up | Drop off | Pick up | Drop off | Pick up |
| 4:00 PM - 4:15 PM | | /// | / | /// | | | | | | | | | /// | /// | | | /// | /// |
| 4:15 PM - 4:30 PM | | / | | /// | | | | | | | | / | /// | /// | | | /// | /// |
| 4:30 PM - 4:45 PM | | /// | | | | | | | | | | | /// | /// | | | /// | /// |
| 4:45 PM - 5:00 PM | / | | | / | | | | | | | | | /// | /// | | | /// | /// |
| 5:00 PM - 5:15 PM | | / | | / | | | | | | | | | /// | /// | | | /// | /// |
| 5:15 PM - 5:30 PM | | /// | | / | | | | | | | | | /// | /// | | | /// | /// |
| 5:30 PM - 5:45 PM | | | | | | | | | | | | | /// | /// | | | /// | /// |
| 5:45 PM - 6:00 PM | | | | | | | | | | | | | /// | /// | | | /// | /// |

Tenant Survey Results Summary

2011 TENANT MODAL USE SURVEY
CAMBRIDGE CENTER/KENDALL SQUARE

| BUSINESS NAME | NUMBER OF EMPLOYEES | BUSINESS HOUR | | DURATION | FLEXTIME | AM ARRIVALS | | PM DEPARTURES | | MODE | | | | MBTA INCENTIVES | TYPE OF INCENTIVES | | | | DRIVE INCENTIVES | TYPE OF INCENTIVES | | | |
|--------------------------------------|---------------------|----------------|----------------|-------------|----------|-------------|-------------|---------------|-------------|-----------|----------|-----------|-----------|-----------------|--------------------|-------|--------|------|------------------|--------------------|---------|-----------|--------|
| | | START HOUR | END HOUR | | | HOURS | YES/NO | AM START | AM END | PM START | PM END | ALONE | 2 OR MORE | | MBTA | OTHER | YES/NO | PASS | | SALARY BASED | SHUTTLE | OTHER | YES/NO |
| AlphaSimplex | 27 | 8:00 AM | 4:30 PM | 8.50 | YES | 7:00 | 9:00 | 4:00 | 4:30 | 11 | 0 | 12 | 4 | YES | 0% | YES | YES | | | | | | |
| Akamai Technologies 8CC | 535 | 8:00 AM | 6:00 PM | 9.00 | YES | 6:00 | 10:00 | 4:00 | 8:00 | 152 | 19 | 248 | 116 | YES | NO | YES | YES | | | | | | |
| Akamai Technologies 4CC | 200 | 6:00 AM | 8:00 PM | 14.00 | YES | 6:00 | 10:00 | 4:00 | 8:00 | 0 | 0 | 0 | 200 | YES | NO | YES | YES | | | | | | |
| Robert Bosch | 4 | 8:00 AM | 5:00 PM | 9.00 | YES | 8:00 | 8:30 | 5:00 | 6:30 | 3 | 1 | 0 | 0 | YES | NO | YES | YES | | | | | | |
| Boston Properties | 5 | 8:00 AM | 5:30 PM | 9.50 | YES | 7:30 | 9:30 | 5:00 | 6:30 | 3 | 0 | 2 | 0 | YES | 75% | | YES | | | | | | |
| BrightCove | 210 | 8:30 AM | 5:30 PM | 9.00 | YES | 7:00 | 10:00 | 4:00 | 7:00 | 17 | 3 | 91 | 15 | YES | NO | YES | YES | | NO | SUBSIDIZED | | | |
| Broad - Mit | 500 | 8:30 AM | 5:00 PM | 8.50 | YES | 6:00 | 10:00 | 4:00 | 8:00 | 125 | 32 | 241 | 102 | YES | 50% | YES | YES | YES | YES | YES | | RIDESHARE | |
| Bromfield Financial | 4 | 8:30 AM | 5:00 PM | 8.50 | NO | 8:30 | 8:30 | 5:00 | 5:30 | 2 | 0 | 2 | 0 | NO | | | YES | | YES | NO | | | |
| Cambridge Redevelopment | 3 | 9:00 AM | 5:00 PM | 8.00 | YES | 7:30 | 9:00 | 4:00 | 6:00 | 0 | 1 | 2 | 0 | YES | \$120 mth | NO | YES | | YES | SUBSIDIZED | | | |
| Columbia Group | 5 | 8:30 AM | 6:00 PM | 8.50 | YES | 8:30 | 9:00 | 5:30 | 6:00 | 1 | 0 | 0 | 1 | NO | NO | NO | YES | | YES | SUBSIDIZED | | | |
| EMC | 135 | 7:00 AM | 6:00 PM | 11.00 | YES | 7:00 | 10:00 | 3:30 | 7:00 | 0 | 0 | 0 | 135 | | | | YES | | | | | | |
| Gambit | 20 | 9:00 AM | 7:00 PM | 10.00 | NO | 9:00 | 10:00 | 5:00 | 7:00 | 0 | 0 | 0 | 20 | | | | YES | | | | | | |
| Hartford | 7 | 8:00 AM | 5:00 PM | 8.00 | YES | 7:30 | 8:30 | 4:00 | 6:30 | 1 | 0 | 3 | 3 | NO | NO | NO | YES | | | | | | |
| Lean Enterprise Institute | 17 | 8:30 AM | 5:30 PM | 8.50 | YES | 7:00 | 9:30 | 4:30 | 7:00 | 5 | 0 | 4 | 4 | YES | 100% | NO | YES | | | SUBSIDIZED | | | |
| Mass Biotechnology Council | 24 | 9:00 AM | 5:00 PM | 8.00 | YES | 7:00 | 9:30 | 4:00 | 7:00 | 3 | 0 | 17 | 1 | YES | 100% | NO | YES | | YES | SUBSIDIZED | | | |
| MIT - Coop/Fd Court | 40 | 5:00 AM | 7:00 PM | 14.00 | NO | 6:00 | 9:30 | 4:00 | 7:30 | 5 | 1 | 30 | 4 | NO | | NO | YES | YES | NO | | | | |
| MIT - Technology Licensing | 37 | 8:00 AM | 5:30 PM | 9.50 | YES | 8:00 | 9:00 | 5:00 | 5:30 | 15 | 2 | 17 | 5 | YES | 50% | YES | YES | | | | | | |
| Microsoft | 69 | 8:00 AM | 6:00 PM | 10.00 | YES | 7:30 | 9:30 | 4:00 | 6:30 | 13 | 2 | 45 | 9 | YES | \$230 | NO | YES | YES | NO | | | | |
| Nokia | 15 | 8:30 AM | 5:00 PM | 8.50 | YES | 7:15 | 9:45 | 4:30 | 6:00 | 10 | 2 | 0 | 3 | | | | | | | | | | |
| Novartis | 7 | 9:00 AM | 5:00 PM | 8.00 | YES | 9:00 | 9:00 | 5:00 | 5:00 | 7 | 0 | 0 | 0 | | | | | | | | | | |
| Panjiva Inc. (subtenant of Keystone) | 8 | 8:00 AM | 5:00 PM | 8.00 | YES | 7:30 | 9:00 | 4:00 | 6:00 | 0 | 0 | 5 | 3 | NO | | | YES | | | | | | |
| Samsung | 9 | 8:00 AM | 5:00 PM | 8.00 | YES | 7:00 | 8:30 | 5:30 | 8:00 | 0 | 4 | 4 | 1 | YES | | YES | YES | | NO | PAYROLL | | | |
| Smartleaf (subtenant of Tagsys) | 20 | 8:30 AM | 6:30 PM | 10.00 | YES | 6:00 | 10:00 | 4:00 | 7:30 | 2 | 3 | 8 | 7 | NO | NO | NO | YES | | | | | | |
| ThingMagic | 45 | 8:00 AM | 5:00 PM | 8.00 | YES | 6:00 | 10:00 | 4:00 | 8:00 | 9 | 2 | 18 | 16 | YES | | YES | YES | | | | | | |
| Vmware | 165 | 9:00 AM | 5:00 PM | 8.00 | YES | 8:00 | 10:30 | 4:00 | 7:00 | 61 | 5 | 66 | 33 | | | | YES | | | | | | |
| Whitehead | 294 | 8:00 AM | 6:30 PM | 9.50 | YES | 7:30 | 10:00 | 3:30 | 7:00 | 82 | 13 | 134 | 65 | YES | \$210 | YES | YES | | NO | | | | |
| Yahoo | 42 | 8:00 AM | 6:00 PM | 10.00 | YES | 7:30 | 9:30 | 4:00 | 6:30 | 19 | 0 | 10 | 13 | YES | | | YES | | | | | | |
| TOTAL HEAD COUNT | 2,447 | | | | | | | | | | | | | | | | | | | | | | |
| AVERAGE # OF PERSONS/FIRM | 90.63 | 8:05 AM | 5:36 PM | 9.24 | | 7:17 | 9:27 | 4:20 | 6:42 | 20 | 3 | 35 | 28 | | | | | | | | | | |

545 91 958 761 2355 iplovers Summary
23% 4% 41% 32%

| | | | |
|-----|----|-----|-----|
| 152 | 19 | 248 | 316 |
| 21% | 3% | 34% | 43% |

735 Akamai Largest Employer

Parking Garage Data

ENTRY/EXIT REPORT

From: 05/16/2011 05:00
To: 05/17/2011 04:59

Fee Computers, Auto Pay Stations, Credit Card, Express Parc

Lot = 78
Printed on 06/01/2011 14:23

| TRANSIENT ACTIVITY | | | |
|---------------------|----------------|------------|----------------|
| 0 | 0.00% | 1 | 0.63% |
| 0 | 0.00% | 0 | 0.00% |
| 0 | 0.00% | 0 | 0.00% |
| 0 | 0.00% | 0 | 0.00% |
| 1 | 0.63% | 0 | 0.00% |
| 17 | 11.33% | 1 | 0.63% |
| 21 | 14.00% | 1 | 0.63% |
| 18 | 12.00% | 0 | 0.00% |
| 18 | 12.00% | 2 | 1.27% |
| 24 | 16.00% | 3 | 1.90% |
| 14 | 9.33% | 6 | 3.80% |
| 9 | 6.00% | 13 | 8.23% |
| 6 | 4.00% | 5 | 3.16% |
| 5 | 3.33% | 16 | 10.13% |
| 3 | 2.00% | 40 | 25.32% |
| 1 | 0.63% | 16 | 10.13% |
| 2 | 1.33% | 13 | 8.23% |
| 7 | 4.67% | 12 | 7.59% |
| 0 | 0.00% | 11 | 6.96% |
| 0 | 0.00% | 9 | 5.70% |
| 0 | 0.00% | 3 | 1.90% |
| 2 | 1.33% | 5 | 3.16% |
| 1 | 0.63% | 0 | 0.00% |
| 1 | 0.63% | 1 | 0.63% |
| 150 | 100.00% | 158 | 100.00% |
| MONTHLY ACTIVITY | | | |
| 1 | 0.23% | 2 | 0.46% |
| 0 | 0.00% | 1 | 0.23% |
| 1 | 0.23% | 0 | 0.00% |
| 2 | 0.46% | 0 | 0.00% |
| 5 | 1.15% | 0 | 0.00% |
| 7 | 1.61% | 1 | 0.23% |
| 29 | 6.67% | 1 | 0.23% |
| 54 | 12.41% | 4 | 0.92% |
| 96 | 22.07% | 3 | 0.69% |
| 111 | 25.52% | 7 | 1.61% |
| 52 | 11.95% | 6 | 1.38% |
| 13 | 2.99% | 15 | 3.45% |
| 13 | 2.99% | 8 | 1.84% |
| 12 | 2.76% | 18 | 4.14% |
| 8 | 1.84% | 23 | 5.29% |
| 3 | 0.69% | 43 | 9.89% |
| 6 | 1.38% | 72 | 16.55% |
| 4 | 0.92% | 118 | 27.13% |
| 3 | 0.69% | 64 | 14.71% |
| 5 | 1.15% | 28 | 6.44% |
| 5 | 1.15% | 6 | 1.38% |
| 1 | 0.23% | 6 | 1.38% |
| 3 | 0.69% | 7 | 1.61% |
| 1 | 0.23% | 2 | 0.46% |
| 435 | 100.00% | 435 | 100.00% |
| CUMULATIVE ACTIVITY | | | |
| 1 | 0.17% | 3 | 0.51% |
| 0 | 0.00% | 1 | 0.17% |
| 1 | 0.17% | 0 | 0.00% |
| 2 | 0.34% | 0 | 0.00% |
| 6 | 1.03% | 0 | 0.00% |
| 24 | 4.10% | 2 | 0.34% |
| 50 | 8.55% | 2 | 0.34% |
| 72 | 12.51% | 4 | 0.67% |
| 114 | 19.49% | 5 | 0.84% |
| 135 | 23.08% | 10 | 1.69% |
| 66 | 11.28% | 12 | 2.02% |
| 22 | 3.76% | 28 | 4.72% |
| 19 | 3.25% | 13 | 2.19% |
| 17 | 2.91% | 34 | 5.73% |
| 11 | 1.88% | 63 | 10.62% |
| 4 | 0.68% | 59 | 9.95% |
| 8 | 1.37% | 85 | 14.33% |
| 11 | 1.88% | 130 | 21.92% |
| 3 | 0.51% | 75 | 12.65% |
| 5 | 0.85% | 37 | 6.24% |
| 5 | 0.85% | 9 | 1.52% |
| 3 | 0.51% | 11 | 1.85% |
| 4 | 0.68% | 7 | 1.18% |
| 2 | 0.34% | 3 | 0.51% |
| 585 | 100.00% | 593 | 100.00% |

ENTRY/EXIT REPORT

From: 05/17/2011 05:00
To: 05/18/2011 04:59

Fee Computers, Auto Pay Stations, Credit Card, Express Parc

Lot = 78
Printed on 06/01/2011 14:25

| TRANSIENT ACTIVITY | | | | |
|---------------------|------------|----------------|------------|----------------|
| 0:00 - 0:59 | 1 | 0.55% | 0 | 0.00% |
| 1:00 - 1:59 | 0 | 0.00% | 0 | 0.00% |
| 2:00 - 2:59 | 0 | 0.00% | 0 | 0.00% |
| 3:00 - 3:59 | 0 | 0.00% | 0 | 0.00% |
| 4:00 - 4:59 | 1 | 0.55% | 0 | 0.00% |
| 5:00 - 5:59 | 16 | 8.79% | 0 | 0.00% |
| 6:00 - 6:59 | 23 | 12.64% | 1 | 0.55% |
| 7:00 - 7:59 | 20 | 10.99% | 1 | 0.55% |
| 8:00 - 8:59 | 25 | 13.74% | 3 | 1.65% |
| 9:00 - 9:59 | 15 | 8.24% | 1 | 0.55% |
| 10:00 - 10:59 | 20 | 10.99% | 8 | 4.40% |
| 11:00 - 11:59 | 8 | 4.40% | 13 | 7.14% |
| 12:00 - 12:59 | 11 | 6.04% | 5 | 2.75% |
| 13:00 - 13:59 | 9 | 4.95% | 11 | 6.04% |
| 14:00 - 14:59 | 3 | 1.65% | 39 | 21.43% |
| 15:00 - 15:59 | 6 | 3.30% | 27 | 14.84% |
| 16:00 - 16:59 | 3 | 1.65% | 15 | 8.24% |
| 17:00 - 17:59 | 12 | 6.59% | 20 | 10.99% |
| 18:00 - 18:59 | 4 | 2.20% | 14 | 7.69% |
| 19:00 - 19:59 | 2 | 1.10% | 8 | 4.40% |
| 20:00 - 20:59 | 0 | 0.00% | 3 | 1.65% |
| 21:00 - 21:59 | 3 | 1.65% | 11 | 6.04% |
| 22:00 - 22:59 | 0 | 0.00% | 1 | 0.55% |
| 23:00 - 23:59 | 0 | 0.00% | 1 | 0.55% |
| Totals | 182 | 100.00% | 182 | 100.00% |
| MONTHLY ACTIVITY | | | | |
| 0:00 - 0:59 | 0 | 0.00% | 2 | 0.45% |
| 1:00 - 1:59 | 0 | 0.00% | 1 | 0.22% |
| 2:00 - 2:59 | 1 | 0.22% | 1 | 0.22% |
| 3:00 - 3:59 | 3 | 0.67% | 0 | 0.00% |
| 4:00 - 4:59 | 3 | 0.67% | 0 | 0.00% |
| 5:00 - 5:59 | 7 | 1.56% | 0 | 0.00% |
| 6:00 - 6:59 | 34 | 7.57% | 2 | 0.45% |
| 7:00 - 7:59 | 56 | 12.47% | 2 | 0.45% |
| 8:00 - 8:59 | 106 | 23.61% | 6 | 1.35% |
| 9:00 - 9:59 | 112 | 24.94% | 5 | 1.12% |
| 10:00 - 10:59 | 38 | 8.46% | 8 | 1.80% |
| 11:00 - 11:59 | 26 | 5.79% | 7 | 1.57% |
| 12:00 - 12:59 | 16 | 3.56% | 9 | 2.02% |
| 13:00 - 13:59 | 7 | 1.56% | 12 | 2.70% |
| 14:00 - 14:59 | 10 | 2.23% | 27 | 6.07% |
| 15:00 - 15:59 | 5 | 1.11% | 46 | 10.34% |
| 16:00 - 16:59 | 4 | 0.89% | 79 | 17.75% |
| 17:00 - 17:59 | 4 | 0.89% | 118 | 26.52% |
| 18:00 - 18:59 | 3 | 0.67% | 55 | 12.36% |
| 19:00 - 19:59 | 3 | 0.67% | 37 | 8.31% |
| 20:00 - 20:59 | 2 | 0.45% | 14 | 3.15% |
| 21:00 - 21:59 | 5 | 1.11% | 7 | 1.57% |
| 22:00 - 22:59 | 4 | 0.89% | 3 | 0.67% |
| 23:00 - 23:59 | 0 | 0.00% | 4 | 0.90% |
| Totals | 449 | 100.00% | 445 | 100.00% |
| CUMULATIVE ACTIVITY | | | | |
| 0:00 - 0:59 | 1 | 0.16% | 2 | 0.32% |
| 1:00 - 1:59 | 0 | 0.00% | 1 | 0.16% |
| 2:00 - 2:59 | 1 | 0.16% | 1 | 0.16% |
| 3:00 - 3:59 | 3 | 0.48% | 0 | 0.00% |
| 4:00 - 4:59 | 4 | 0.63% | 0 | 0.00% |
| 5:00 - 5:59 | 23 | 3.65% | 0 | 0.00% |
| 6:00 - 6:59 | 57 | 9.03% | 3 | 0.48% |
| 7:00 - 7:59 | 76 | 12.04% | 3 | 0.48% |
| 8:00 - 8:59 | 131 | 20.76% | 9 | 1.44% |
| 9:00 - 9:59 | 127 | 20.13% | 6 | 0.96% |
| 10:00 - 10:59 | 58 | 9.19% | 16 | 2.55% |
| 11:00 - 11:59 | 34 | 5.39% | 20 | 3.19% |
| 12:00 - 12:59 | 27 | 4.28% | 14 | 2.23% |
| 13:00 - 13:59 | 16 | 2.54% | 23 | 3.67% |
| 14:00 - 14:59 | 13 | 2.06% | 66 | 10.53% |
| 15:00 - 15:59 | 11 | 1.74% | 73 | 11.64% |
| 16:00 - 16:59 | 7 | 1.11% | 94 | 14.99% |
| 17:00 - 17:59 | 16 | 2.54% | 138 | 22.01% |
| 18:00 - 18:59 | 7 | 1.11% | 69 | 11.00% |
| 19:00 - 19:59 | 5 | 0.79% | 45 | 7.18% |
| 20:00 - 20:59 | 2 | 0.32% | 17 | 2.71% |
| 21:00 - 21:59 | 8 | 1.27% | 18 | 2.87% |
| 22:00 - 22:59 | 4 | 0.63% | 4 | 0.64% |
| 23:00 - 23:59 | 0 | 0.00% | 5 | 0.80% |
| Totals | 431 | 100.00% | 427 | 100.00% |

ENTRY/EXIT REPORT

From: 05/18/2011 05:00
To: 05/19/2011 04:59

Fee Computers, Auto Pay Stations, Credit Card, Express Parc

Lot = 78
Printed on 06/01/2011 14:26

| TRANSIENT ACTIVITY | | | |
|---------------------|------------|----------------|---------------------------|
| 0:00 - 0:59 | 0 | 0.00% | 1 0.30% |
| 1:00 - 1:59 | 1 | 0.37% | 0 0.00% |
| 2:00 - 2:59 | 0 | 0.00% | 0 0.00% |
| 3:00 - 3:59 | 0 | 0.00% | 1 0.30% |
| 4:00 - 4:59 | 0 | 0.00% | 0 0.00% |
| 5:00 - 5:59 | 22 | 8.09% | 0 0.00% |
| 6:00 - 6:59 | 26 | 9.56% | 1 0.30% |
| 7:00 - 7:59 | 28 | 10.29% | 0 0.00% |
| 8:00 - 8:59 | 47 | 17.28% | 4 1.45% |
| 9:00 - 9:59 | 33 | 12.13% | 2 0.72% |
| 10:00 - 10:59 | 28 | 10.29% | 11 4.00% |
| 11:00 - 11:59 | 18 | 6.62% | 7 2.55% |
| 12:00 - 12:59 | 14 | 5.15% | 17 6.18% |
| 13:00 - 13:59 | 7 | 2.57% | 29 10.55% |
| 14:00 - 14:59 | 1 | 0.37% | 53 19.27% |
| 15:00 - 15:59 | 8 | 2.94% | 40 14.55% |
| 16:00 - 16:59 | 4 | 1.47% | 21 7.64% |
| 17:00 - 17:59 | 6 | 2.21% | 19 6.91% |
| 18:00 - 18:59 | 13 | 4.78% | 15 5.45% |
| 19:00 - 19:59 | 10 | 3.68% | 7 2.55% |
| 20:00 - 20:59 | 1 | 0.37% | 20 7.27% |
| 21:00 - 21:59 | 3 | 1.10% | 18 6.55% |
| 22:00 - 22:59 | 2 | 0.74% | 9 3.27% |
| 23:00 - 23:59 | 0 | 0.00% | 0 0.00% |
| Totals | 272 | 100.00% | 275 100.00% |
| MONTHLY ACTIVITY | | | |
| 0:00 - 0:59 | 0 | 0.00% | 2 0.44% |
| 1:00 - 1:59 | 2 | 0.44% | 0 0.00% |
| 2:00 - 2:59 | 1 | 0.22% | 0 0.00% |
| 3:00 - 3:59 | 1 | 0.22% | 0 0.00% |
| 4:00 - 4:59 | 5 | 1.10% | 0 0.00% |
| 5:00 - 5:59 | 7 | 1.54% | 0 0.00% |
| 6:00 - 6:59 | 30 | 6.61% | 2 0.44% |
| 7:00 - 7:59 | 58 | 12.78% | 2 0.44% |
| 8:00 - 8:59 | 98 | 21.59% | 6 1.32% |
| 9:00 - 9:59 | 115 | 25.33% | 5 1.10% |
| 10:00 - 10:59 | 53 | 11.67% | 7 1.54% |
| 11:00 - 11:59 | 18 | 3.96% | 10 2.20% |
| 12:00 - 12:59 | 14 | 3.08% | 17 3.74% |
| 13:00 - 13:59 | 7 | 1.54% | 11 2.42% |
| 14:00 - 14:59 | 8 | 1.76% | 30 6.61% |
| 15:00 - 15:59 | 3 | 0.66% | 49 10.79% |
| 16:00 - 16:59 | 8 | 1.76% | 70 15.42% |
| 17:00 - 17:59 | 2 | 0.44% | 104 22.91% |
| 18:00 - 18:59 | 4 | 0.88% | 84 18.50% |
| 19:00 - 19:59 | 6 | 1.32% | 20 4.41% |
| 20:00 - 20:59 | 4 | 0.88% | 12 2.64% |
| 21:00 - 21:59 | 5 | 1.10% | 16 3.52% |
| 22:00 - 22:59 | 2 | 0.44% | 5 1.10% |
| 23:00 - 23:59 | 3 | 0.66% | 2 0.44% |
| Totals | 454 | 100.00% | 454 100.00% |
| CUMULATIVE ACTIVITY | | | |
| 0:00 - 0:59 | 0 | 0.00% | 3 0.41% |
| 1:00 - 1:59 | 3 | 0.41% | 0 0.00% |
| 2:00 - 2:59 | 1 | 0.14% | 0 0.00% |
| 3:00 - 3:59 | 1 | 0.14% | 1 0.14% |
| 4:00 - 4:59 | 5 | 0.69% | 0 0.00% |
| 5:00 - 5:59 | 29 | 3.99% | 0 0.00% |
| 6:00 - 6:59 | 56 | 7.71% | 3 0.41% |
| 7:00 - 7:59 | 86 | 11.83% | 2 0.27% |
| 8:00 - 8:59 | 145 | 19.97% | 10 1.37% |
| 9:00 - 9:59 | 148 | 20.39% | 7 0.96% |
| 10:00 - 10:59 | 81 | 11.16% | 18 2.47% |
| 11:00 - 11:59 | 36 | 4.96% | 17 2.33% |
| 12:00 - 12:59 | 28 | 3.86% | 14 1.89% |
| 13:00 - 13:59 | 14 | 1.93% | 40 5.49% |
| 14:00 - 14:59 | 9 | 1.24% | 83 11.39% |
| 15:00 - 15:59 | 11 | 1.52% | 89 12.21% |
| 16:00 - 16:59 | 12 | 1.65% | 91 12.48% |
| 17:00 - 17:59 | 8 | 1.10% | 123 16.87% |
| 18:00 - 18:59 | 17 | 2.34% | 99 13.58% |
| 19:00 - 19:59 | 16 | 2.20% | 27 3.70% |
| 20:00 - 20:59 | 5 | 0.69% | 32 4.39% |
| 21:00 - 21:59 | 8 | 1.10% | 34 4.66% |
| 22:00 - 22:59 | 4 | 0.55% | 14 1.92% |
| 23:00 - 23:59 | 3 | 0.41% | 2 0.27% |
| Totals | 726 | 100.00% | 729 100.00% |

ENTRY/EXIT REPORT

From: 05/19/2011 05:00
To: 05/20/2011 04:59

Fee Computers, Auto Pay Stations, Credit Card, Express Parc

Lot = 78
Printed on 06/01/2011 14:27

| TRANSIENT ACTIVITY | | | |
|---------------------|------------|----------------|---------------------------|
| 0:00 - 0:59 | 0 | 0.00% | 0 0.00% |
| 1:00 - 1:59 | 0 | 0.00% | 1 0.50% |
| 2:00 - 2:59 | 0 | 0.00% | 1 0.50% |
| 3:00 - 3:59 | 0 | 0.00% | 0 0.00% |
| 4:00 - 4:59 | 0 | 0.00% | 0 0.00% |
| 5:00 - 5:59 | 18 | 9.28% | 0 0.00% |
| 6:00 - 6:59 | 18 | 9.28% | 1 0.50% |
| 7:00 - 7:59 | 24 | 12.37% | 1 0.50% |
| 8:00 - 8:59 | 19 | 9.79% | 1 0.50% |
| 9:00 - 9:59 | 15 | 7.73% | 7 3.50% |
| 10:00 - 10:59 | 22 | 11.34% | 7 3.50% |
| 11:00 - 11:59 | 11 | 5.67% | 12 6.00% |
| 12:00 - 12:59 | 5 | 2.58% | 9 4.50% |
| 13:00 - 13:59 | 12 | 6.19% | 15 7.50% |
| 14:00 - 14:59 | 3 | 1.55% | 38 19.00% |
| 15:00 - 15:59 | 4 | 2.06% | 19 9.50% |
| 16:00 - 16:59 | 9 | 4.64% | 22 11.00% |
| 17:00 - 17:59 | 15 | 7.73% | 14 7.00% |
| 18:00 - 18:59 | 9 | 4.64% | 15 7.50% |
| 19:00 - 19:59 | 4 | 2.06% | 10 5.00% |
| 20:00 - 20:59 | 2 | 1.03% | 12 6.00% |
| 21:00 - 21:59 | 3 | 1.55% | 12 6.00% |
| 22:00 - 22:59 | 0 | 0.00% | 1 0.50% |
| 23:00 - 23:59 | 1 | 0.52% | 2 1.00% |
| Totals | 194 | 100.00% | 200 100.00% |
| MONTHLY ACTIVITY | | | |
| 0:00 - 0:59 | 2 | 0.42% | 3 0.63% |
| 1:00 - 1:59 | 2 | 0.42% | 1 0.21% |
| 2:00 - 2:59 | 1 | 0.21% | 0 0.00% |
| 3:00 - 3:59 | 2 | 0.42% | 0 0.00% |
| 4:00 - 4:59 | 5 | 1.04% | 0 0.00% |
| 5:00 - 5:59 | 5 | 1.04% | 0 0.00% |
| 6:00 - 6:59 | 27 | 5.61% | 3 0.63% |
| 7:00 - 7:59 | 71 | 14.76% | 4 0.84% |
| 8:00 - 8:59 | 100 | 20.79% | 3 0.63% |
| 9:00 - 9:59 | 108 | 22.45% | 6 1.26% |
| 10:00 - 10:59 | 53 | 11.02% | 8 1.68% |
| 11:00 - 11:59 | 18 | 3.74% | 9 1.89% |
| 12:00 - 12:59 | 18 | 3.74% | 16 3.35% |
| 13:00 - 13:59 | 12 | 2.49% | 8 1.68% |
| 14:00 - 14:59 | 8 | 1.68% | 23 4.82% |
| 15:00 - 15:59 | 6 | 1.25% | 49 10.27% |
| 16:00 - 16:59 | 9 | 1.87% | 93 19.50% |
| 17:00 - 17:59 | 7 | 1.46% | 108 22.64% |
| 18:00 - 18:59 | 3 | 0.62% | 79 16.50% |
| 19:00 - 19:59 | 7 | 1.46% | 33 6.92% |
| 20:00 - 20:59 | 2 | 0.42% | 13 2.73% |
| 21:00 - 21:59 | 5 | 1.04% | 7 1.47% |
| 22:00 - 22:59 | 4 | 0.83% | 9 1.89% |
| 23:00 - 23:59 | 6 | 1.25% | 2 0.42% |
| Totals | 481 | 100.00% | 477 100.00% |
| CUMULATIVE ACTIVITY | | | |
| 0:00 - 0:59 | 2 | 0.30% | 3 0.44% |
| 1:00 - 1:59 | 2 | 0.30% | 2 0.30% |
| 2:00 - 2:59 | 1 | 0.15% | 1 0.15% |
| 3:00 - 3:59 | 2 | 0.30% | 0 0.00% |
| 4:00 - 4:59 | 5 | 0.74% | 0 0.00% |
| 5:00 - 5:59 | 23 | 3.41% | 0 0.00% |
| 6:00 - 6:59 | 45 | 6.67% | 4 0.59% |
| 7:00 - 7:59 | 95 | 14.07% | 5 0.74% |
| 8:00 - 8:59 | 119 | 17.63% | 4 0.59% |
| 9:00 - 9:59 | 123 | 18.22% | 13 1.92% |
| 10:00 - 10:59 | 75 | 11.11% | 15 2.22% |
| 11:00 - 11:59 | 29 | 4.30% | 21 3.10% |
| 12:00 - 12:59 | 23 | 3.41% | 25 3.69% |
| 13:00 - 13:59 | 24 | 3.56% | 23 3.40% |
| 14:00 - 14:59 | 11 | 1.63% | 61 9.01% |
| 15:00 - 15:59 | 10 | 1.48% | 68 10.04% |
| 16:00 - 16:59 | 18 | 2.67% | 115 16.99% |
| 17:00 - 17:59 | 22 | 3.26% | 122 18.02% |
| 18:00 - 18:59 | 12 | 1.78% | 94 13.88% |
| 19:00 - 19:59 | 11 | 1.63% | 43 6.35% |
| 20:00 - 20:59 | 4 | 0.59% | 25 3.69% |
| 21:00 - 21:59 | 8 | 1.19% | 19 2.81% |
| 22:00 - 22:59 | 4 | 0.59% | 10 1.48% |
| 23:00 - 23:59 | 7 | 1.04% | 4 0.59% |
| Totals | 475 | 100.00% | 477 100.00% |

ENTRY/EXIT REPORT

From: 05/19/2011 05:00
To: 05/20/2011 04:59

Fee Computers, Auto Pay Stations, Credit Card, Express Parc

Lot = 78
Printed on 06/01/2011 14:27

TRANSIENT ACTIVITY

| | | | | |
|---------------|------------|----------------|------------|----------------|
| 0:00 - 0:59 | 0 | 0.00% | 0 | 0.00% |
| 1:00 - 1:59 | 0 | 0.00% | 1 | 0.50% |
| 2:00 - 2:59 | 0 | 0.00% | 1 | 0.50% |
| 3:00 - 3:59 | 0 | 0.00% | 0 | 0.00% |
| 4:00 - 4:59 | 0 | 0.00% | 0 | 0.00% |
| 5:00 - 5:59 | 18 | 9.28% | 0 | 0.00% |
| 6:00 - 6:59 | 18 | 9.28% | 1 | 0.50% |
| 7:00 - 7:59 | 24 | 12.37% | 1 | 0.50% |
| 8:00 - 8:59 | 19 | 9.79% | 1 | 0.50% |
| 9:00 - 9:59 | 15 | 7.73% | 7 | 3.50% |
| 10:00 - 10:59 | 22 | 11.34% | 7 | 3.50% |
| 11:00 - 11:59 | 11 | 5.67% | 12 | 6.00% |
| 12:00 - 12:59 | 5 | 2.58% | 9 | 4.50% |
| 13:00 - 13:59 | 12 | 6.19% | 15 | 7.50% |
| 14:00 - 14:59 | 3 | 1.55% | 38 | 19.00% |
| 15:00 - 15:59 | 4 | 2.06% | 19 | 9.50% |
| 16:00 - 16:59 | 9 | 4.64% | 22 | 11.00% |
| 17:00 - 17:59 | 15 | 7.73% | 14 | 7.00% |
| 18:00 - 18:59 | 9 | 4.64% | 15 | 7.50% |
| 19:00 - 19:59 | 4 | 2.06% | 10 | 5.00% |
| 20:00 - 20:59 | 2 | 1.03% | 12 | 6.00% |
| 21:00 - 21:59 | 3 | 1.55% | 12 | 6.00% |
| 22:00 - 22:59 | 0 | 0.00% | 1 | 0.50% |
| 23:00 - 23:59 | 1 | 0.52% | 2 | 1.00% |
| Totals | 194 | 100.00% | 200 | 100.00% |

MONTHLY ACTIVITY

| | | | | |
|---------------|------------|----------------|------------|----------------|
| 0:00 - 0:59 | 2 | 0.42% | 3 | 0.63% |
| 1:00 - 1:59 | 2 | 0.42% | 1 | 0.21% |
| 2:00 - 2:59 | 1 | 0.21% | 0 | 0.00% |
| 3:00 - 3:59 | 2 | 0.42% | 0 | 0.00% |
| 4:00 - 4:59 | 5 | 1.04% | 0 | 0.00% |
| 5:00 - 5:59 | 5 | 1.04% | 0 | 0.00% |
| 6:00 - 6:59 | 27 | 5.61% | 3 | 0.63% |
| 7:00 - 7:59 | 71 | 14.76% | 4 | 0.84% |
| 8:00 - 8:59 | 100 | 20.79% | 3 | 0.63% |
| 9:00 - 9:59 | 108 | 22.45% | 6 | 1.26% |
| 10:00 - 10:59 | 53 | 11.02% | 8 | 1.68% |
| 11:00 - 11:59 | 18 | 3.74% | 9 | 1.89% |
| 12:00 - 12:59 | 18 | 3.74% | 16 | 3.35% |
| 13:00 - 13:59 | 12 | 2.49% | 8 | 1.68% |
| 14:00 - 14:59 | 8 | 1.66% | 23 | 4.82% |
| 15:00 - 15:59 | 6 | 1.25% | 49 | 10.27% |
| 16:00 - 16:59 | 9 | 1.87% | 93 | 19.50% |
| 17:00 - 17:59 | 7 | 1.46% | 108 | 22.64% |
| 18:00 - 18:59 | 3 | 0.62% | 79 | 16.56% |
| 19:00 - 19:59 | 7 | 1.46% | 33 | 6.92% |
| 20:00 - 20:59 | 2 | 0.42% | 13 | 2.73% |
| 21:00 - 21:59 | 5 | 1.04% | 7 | 1.47% |
| 22:00 - 22:59 | 4 | 0.83% | 9 | 1.89% |
| 23:00 - 23:59 | 6 | 1.25% | 2 | 0.42% |
| Totals | 481 | 100.00% | 477 | 100.00% |

CUMULATIVE ACTIVITY

| | | | | |
|---------------|------------|----------------|------------|----------------|
| 0:00 - 0:59 | 2 | 0.30% | 3 | 0.44% |
| 1:00 - 1:59 | 2 | 0.30% | 2 | 0.30% |
| 2:00 - 2:59 | 1 | 0.15% | 1 | 0.15% |
| 3:00 - 3:59 | 2 | 0.30% | 0 | 0.00% |
| 4:00 - 4:59 | 5 | 0.74% | 0 | 0.00% |
| 5:00 - 5:59 | 23 | 3.41% | 0 | 0.00% |
| 6:00 - 6:59 | 45 | 6.67% | 4 | 0.59% |
| 7:00 - 7:59 | 95 | 14.07% | 5 | 0.74% |
| 8:00 - 8:59 | 119 | 17.63% | 4 | 0.59% |
| 9:00 - 9:59 | 123 | 18.22% | 13 | 1.92% |
| 10:00 - 10:59 | 75 | 11.11% | 15 | 2.22% |
| 11:00 - 11:59 | 29 | 4.30% | 21 | 3.10% |
| 12:00 - 12:59 | 23 | 3.41% | 25 | 3.69% |
| 13:00 - 13:59 | 24 | 3.56% | 23 | 3.40% |
| 14:00 - 14:59 | 11 | 1.63% | 61 | 9.01% |
| 15:00 - 15:59 | 10 | 1.48% | 68 | 10.04% |
| 16:00 - 16:59 | 18 | 2.67% | 115 | 16.99% |
| 17:00 - 17:59 | 22 | 3.26% | 122 | 18.02% |
| 18:00 - 18:59 | 12 | 1.78% | 94 | 13.88% |
| 19:00 - 19:59 | 11 | 1.63% | 43 | 6.35% |
| 20:00 - 20:59 | 4 | 0.59% | 25 | 3.69% |
| 21:00 - 21:59 | 8 | 1.19% | 19 | 2.81% |
| 22:00 - 22:59 | 4 | 0.59% | 10 | 1.48% |
| 23:00 - 23:59 | 7 | 1.04% | 4 | 0.59% |
| Totals | 675 | 100.00% | 677 | 100.00% |

Weeklong West Garage Activity

CUMULATIVE ACTIVITY

| | | | | | | |
|----------------------|------------|----------------|------------|----------------|------------|---------------|
| 0:00 - 0:59 | 1 | 0.71% | 3 | 0.87% | 11 | 1.50% |
| 1:00 - 1:59 | 1 | 0.12% | 1 | 0.12% | 11 | 1.53% |
| 2:00 - 2:59 | 1 | 0.00% | 1 | 0.25% | 12 | 1.59% |
| 3:00 - 3:59 | 2 | 0.00% | 0 | 0.37% | 13 | 1.83% |
| 4:00 - 4:59 | 5 | 0.00% | 0 | 0.00% | 18 | 2.52% |
| 5:00 - 5:59 | 24 | 1.65% | 0 | 0.74% | 42 | 5.80% |
| 6:00 - 6:59 | 51 | 4.01% | 3 | 0.37% | 90 | 12.28% |
| 7:00 - 7:59 | 85 | 8.49% | 4 | 1.49% | 171 | 23.37% |
| 8:00 - 8:59 | 126 | 18.87% | 6 | 1.86% | 290 | 39.67% |
| 9:00 - 9:59 | 131 | 16.04% | 10 | 2.85% | 411 | 56.28% |
| 10:00 - 10:59 | 71 | 9.55% | 15 | 2.48% | 467 | 63.91% |
| 11:00 - 11:59 | 30 | 8.61% | 21 | 3.35% | 476 | 65.09% |
| 12:00 - 12:59 | 24 | 6.49% | 22 | 6.08% | 478 | 65.34% |
| 13:00 - 13:59 | 19 | 3.30% | 29 | 5.71% | 468 | 64.02% |
| 14:00 - 14:59 | 11 | 4.13% | 67 | 8.68% | 412 | 56.39% |
| 15:00 - 15:59 | 9 | 2.12% | 71 | 9.93% | 350 | 47.88% |
| 16:00 - 16:59 | 13 | 2.95% | 100 | 15.88% | 263 | 35.92% |
| 17:00 - 17:59 | 16 | 2.36% | 127 | 15.63% | 151 | 20.71% |
| 18:00 - 18:59 | 10 | 3.30% | 86 | 9.68% | 75 | 10.31% |
| 19:00 - 19:59 | 10 | 1.89% | 39 | 3.72% | 46 | 6.29% |
| 20:00 - 20:59 | 4 | 1.42% | 22 | 2.61% | 28 | 3.89% |
| 21:00 - 21:59 | 7 | 1.42% | 20 | 3.10% | 15 | 2.08% |
| 22:00 - 22:59 | 4 | 1.30% | 9 | 1.99% | 10 | 1.40% |
| 23:00 - 23:59 | 4 | 1.30% | 4 | 2.23% | 10 | 1.42% |
| Totals | 658 | 100.00% | 661 | 100.00% | | |

ENTRY/EXIT REPORT

From: 05/16/2011 05:00
To: 05/17/2011 04:59

Fee Computers, Auto Pay Stations, Credit Card, Express Parc

Lot = 44
Printed on 06/01/2011 14:30

| TRANSIENT ACTIVITY | | | |
|---------------------|--------------|----------------|----------------------|
| 0:00 - 0:59 | 0 | 0.00% | 0 0.00% |
| 1:00 - 1:59 | 0 | 0.00% | 0 0.00% |
| 2:00 - 2:59 | 0 | 0.00% | 0 0.00% |
| 3:00 - 3:59 | 0 | 0.00% | 0 0.00% |
| 4:00 - 4:59 | 0 | 0.00% | 0 0.00% |
| 5:00 - 5:59 | 2 | 2.15% | 0 0.00% |
| 6:00 - 6:59 | 7 | 7.53% | 0 0.00% |
| 7:00 - 7:59 | 8 | 8.60% | 0 0.00% |
| 8:00 - 8:59 | 19 | 20.43% | 0 0.00% |
| 9:00 - 9:59 | 15 | 16.13% | 1 1.08% |
| 10:00 - 10:59 | 7 | 7.53% | 3 3.23% |
| 11:00 - 11:59 | 8 | 8.60% | 2 2.15% |
| 12:00 - 12:59 | 10 | 10.75% | 7 7.53% |
| 13:00 - 13:59 | 5 | 5.38% | 7 7.53% |
| 14:00 - 14:59 | 2 | 2.15% | 17 18.28% |
| 15:00 - 15:59 | 0 | 0.00% | 11 11.83% |
| 16:00 - 16:59 | 4 | 4.30% | 10 10.75% |
| 17:00 - 17:59 | 6 | 6.45% | 15 16.13% |
| 18:00 - 18:59 | 0 | 0.00% | 3 3.23% |
| 19:00 - 19:59 | 0 | 0.00% | 5 5.38% |
| 20:00 - 20:59 | 0 | 0.00% | 10 10.75% |
| 21:00 - 21:59 | 0 | 0.00% | 0 0.00% |
| 22:00 - 22:59 | 0 | 0.00% | 2 2.15% |
| 23:00 - 23:59 | 0 | 0.00% | 0 0.00% |
| Totals | 93 | 100.00% | 93 100.00% |
| MONTHLY ACTIVITY | | | |
| 0:00 - 0:59 | 2 | 0.21% | 5 0.53% |
| 1:00 - 1:59 | 1 | 0.10% | 1 0.11% |
| 2:00 - 2:59 | 0 | 0.00% | 0 0.00% |
| 3:00 - 3:59 | 1 | 0.10% | 0 0.00% |
| 4:00 - 4:59 | 5 | 0.52% | 0 0.00% |
| 5:00 - 5:59 | 25 | 2.62% | 0 0.00% |
| 6:00 - 6:59 | 147 | 15.39% | 4 0.42% |
| 7:00 - 7:59 | 205 | 21.47% | 17 1.80% |
| 8:00 - 8:59 | 220 | 23.04% | 9 0.95% |
| 9:00 - 9:59 | 151 | 15.81% | 2 0.21% |
| 10:00 - 10:59 | 58 | 6.07% | 10 1.06% |
| 11:00 - 11:59 | 21 | 2.20% | 29 3.07% |
| 12:00 - 12:59 | 31 | 3.25% | 22 2.33% |
| 13:00 - 13:59 | 23 | 2.41% | 8 0.85% |
| 14:00 - 14:59 | 12 | 1.26% | 48 5.07% |
| 15:00 - 15:59 | 10 | 1.05% | 117 12.37% |
| 16:00 - 16:59 | 6 | 0.63% | 244 25.79% |
| 17:00 - 17:59 | 5 | 0.52% | 222 23.47% |
| 18:00 - 18:59 | 18 | 1.88% | 98 10.36% |
| 19:00 - 19:59 | 3 | 0.31% | 71 7.51% |
| 20:00 - 20:59 | 6 | 0.63% | 16 1.69% |
| 21:00 - 21:59 | 1 | 0.10% | 10 1.06% |
| 22:00 - 22:59 | 3 | 0.31% | 5 0.53% |
| 23:00 - 23:59 | 1 | 0.10% | 8 0.85% |
| Totals | 955 | 100.00% | 946 100.00% |
| CUMULATIVE ACTIVITY | | | |
| 0:00 - 0:59 | 2 | 0.19% | 5 0.48% |
| 1:00 - 1:59 | 1 | 0.10% | 1 0.10% |
| 2:00 - 2:59 | 0 | 0.00% | 0 0.00% |
| 3:00 - 3:59 | 1 | 0.10% | 0 0.00% |
| 4:00 - 4:59 | 5 | 0.48% | 0 0.00% |
| 5:00 - 5:59 | 27 | 2.58% | 0 0.00% |
| 6:00 - 6:59 | 154 | 14.69% | 4 0.38% |
| 7:00 - 7:59 | 213 | 20.32% | 17 1.64% |
| 8:00 - 8:59 | 239 | 22.81% | 9 0.87% |
| 9:00 - 9:59 | 166 | 15.84% | 3 0.29% |
| 10:00 - 10:59 | 65 | 6.20% | 13 1.25% |
| 11:00 - 11:59 | 29 | 2.77% | 31 2.98% |
| 12:00 - 12:59 | 41 | 3.91% | 29 2.79% |
| 13:00 - 13:59 | 28 | 2.67% | 15 1.44% |
| 14:00 - 14:59 | 14 | 1.34% | 65 6.26% |
| 15:00 - 15:59 | 10 | 0.95% | 128 12.32% |
| 16:00 - 16:59 | 10 | 0.95% | 254 24.45% |
| 17:00 - 17:59 | 11 | 1.05% | 237 22.81% |
| 18:00 - 18:59 | 18 | 1.72% | 101 9.72% |
| 19:00 - 19:59 | 3 | 0.29% | 76 7.31% |
| 20:00 - 20:59 | 6 | 0.57% | 26 2.50% |
| 21:00 - 21:59 | 1 | 0.10% | 10 0.96% |
| 22:00 - 22:59 | 3 | 0.29% | 7 0.67% |
| 23:00 - 23:59 | 1 | 0.10% | 8 0.77% |
| Totals | 1,048 | 100.00% | 1,039 100.00% |

ENTRY/EXIT REPORT

From: 05/17/2011 05:00
To: 05/18/2011 04:59

Fee Computers, Auto Pay Stations, Credit Card, Express Parc

Lot # 41
Printed on 06/01/2011 14:32

| TRANSIENT ACTIVITY | | | | |
|---------------------|--------------|----------------|--------------|----------------|
| 0:00 - 0:59 | 1 | 0.75% | 0 | 0.00% |
| 1:00 - 1:59 | 0 | 0.00% | 0 | 0.00% |
| 2:00 - 2:59 | 0 | 0.00% | 0 | 0.00% |
| 3:00 - 3:59 | 0 | 0.00% | 0 | 0.00% |
| 4:00 - 4:59 | 0 | 0.00% | 0 | 0.00% |
| 5:00 - 5:59 | 5 | 3.73% | 0 | 0.00% |
| 6:00 - 6:59 | 5 | 3.73% | 0 | 0.00% |
| 7:00 - 7:59 | 10 | 7.46% | 1 | 0.75% |
| 8:00 - 8:59 | 23 | 17.16% | 5 | 3.76% |
| 9:00 - 9:59 | 26 | 19.60% | 2 | 1.50% |
| 10:00 - 10:59 | 17 | 12.69% | 8 | 6.02% |
| 11:00 - 11:59 | 5 | 3.73% | 3 | 2.26% |
| 12:00 - 12:59 | 8 | 5.97% | 12 | 9.02% |
| 13:00 - 13:59 | 9 | 6.72% | 19 | 14.29% |
| 14:00 - 14:59 | 6 | 4.48% | 13 | 9.77% |
| 15:00 - 15:59 | 3 | 2.24% | 13 | 9.77% |
| 16:00 - 16:59 | 2 | 1.49% | 17 | 12.78% |
| 17:00 - 17:59 | 9 | 6.72% | 13 | 9.77% |
| 18:00 - 18:59 | 3 | 2.24% | 6 | 4.51% |
| 19:00 - 19:59 | 2 | 1.49% | 3 | 2.26% |
| 20:00 - 20:59 | 0 | 0.00% | 5 | 3.76% |
| 21:00 - 21:59 | 0 | 0.00% | 11 | 8.27% |
| 22:00 - 22:59 | 0 | 0.00% | 2 | 1.50% |
| 23:00 - 23:59 | 0 | 0.00% | 0 | 0.00% |
| Totals | 134 | 100.00% | 133 | 100.00% |
| MONTHLY ACTIVITY | | | | |
| 0:00 - 0:59 | 1 | 0.10% | 3 | 0.29% |
| 1:00 - 1:59 | 0 | 0.00% | 1 | 0.10% |
| 2:00 - 2:59 | 0 | 0.00% | 0 | 0.00% |
| 3:00 - 3:59 | 1 | 0.10% | 1 | 0.10% |
| 4:00 - 4:59 | 4 | 0.39% | 0 | 0.00% |
| 5:00 - 5:59 | 25 | 2.44% | 1 | 0.10% |
| 6:00 - 6:59 | 173 | 16.88% | 2 | 0.20% |
| 7:00 - 7:59 | 219 | 21.37% | 17 | 1.67% |
| 8:00 - 8:59 | 224 | 21.85% | 5 | 0.49% |
| 9:00 - 9:59 | 170 | 16.59% | 8 | 0.79% |
| 10:00 - 10:59 | 59 | 5.76% | 8 | 0.79% |
| 11:00 - 11:59 | 22 | 2.15% | 23 | 2.26% |
| 12:00 - 12:59 | 31 | 3.02% | 30 | 2.94% |
| 13:00 - 13:59 | 32 | 3.12% | 28 | 2.75% |
| 14:00 - 14:59 | 19 | 1.85% | 43 | 4.22% |
| 15:00 - 15:59 | 5 | 0.49% | 131 | 12.86% |
| 16:00 - 16:59 | 5 | 0.49% | 206 | 20.22% |
| 17:00 - 17:59 | 1 | 0.10% | 260 | 25.52% |
| 18:00 - 18:59 | 15 | 1.46% | 122 | 11.97% |
| 19:00 - 19:59 | 5 | 0.49% | 76 | 7.46% |
| 20:00 - 20:59 | 4 | 0.39% | 18 | 1.77% |
| 21:00 - 21:59 | 3 | 0.29% | 16 | 1.57% |
| 22:00 - 22:59 | 5 | 0.49% | 10 | 0.98% |
| 23:00 - 23:59 | 2 | 0.20% | 10 | 0.98% |
| Totals | 1,025 | 100.00% | 1,019 | 100.00% |
| CUMULATIVE ACTIVITY | | | | |
| 0:00 - 0:59 | 2 | 0.17% | 3 | 0.26% |
| 1:00 - 1:59 | 0 | 0.00% | 1 | 0.09% |
| 2:00 - 2:59 | 0 | 0.00% | 0 | 0.00% |
| 3:00 - 3:59 | 1 | 0.09% | 1 | 0.09% |
| 4:00 - 4:59 | 4 | 0.35% | 0 | 0.00% |
| 5:00 - 5:59 | 30 | 2.59% | 1 | 0.09% |
| 6:00 - 6:59 | 178 | 15.36% | 2 | 0.17% |
| 7:00 - 7:59 | 229 | 19.76% | 18 | 1.56% |
| 8:00 - 8:59 | 247 | 21.31% | 10 | 0.87% |
| 9:00 - 9:59 | 196 | 16.91% | 10 | 0.87% |
| 10:00 - 10:59 | 76 | 6.56% | 16 | 1.39% |
| 11:00 - 11:59 | 27 | 2.33% | 26 | 2.26% |
| 12:00 - 12:59 | 39 | 3.36% | 42 | 3.65% |
| 13:00 - 13:59 | 41 | 3.54% | 47 | 4.08% |
| 14:00 - 14:59 | 25 | 2.16% | 56 | 4.80% |
| 15:00 - 15:59 | 8 | 0.69% | 144 | 12.50% |
| 16:00 - 16:59 | 7 | 0.60% | 223 | 19.36% |
| 17:00 - 17:59 | 10 | 0.86% | 273 | 23.70% |
| 18:00 - 18:59 | 18 | 1.53% | 128 | 11.11% |
| 19:00 - 19:59 | 7 | 0.60% | 79 | 6.86% |
| 20:00 - 20:59 | 4 | 0.35% | 23 | 2.00% |
| 21:00 - 21:59 | 3 | 0.26% | 27 | 2.34% |
| 22:00 - 22:59 | 5 | 0.43% | 12 | 1.04% |
| 23:00 - 23:59 | 2 | 0.17% | 10 | 0.87% |
| Totals | 1,159 | 100.00% | 1,152 | 100.00% |

ENTRY/EXIT REPORT

From: 05/18/2011 05:00
To: 05/19/2011 04:59

Fee Computers, Auto Pay Stations, Credit Card, Express Parc

Lot # 41
Printed on 06/01/2011 14:32

| TRANSIENT ACTIVITY | | | | |
|---------------------|--------------|----------------|--------------|----------------|
| 0:00 - 0:59 | 0 | 0.00% | 0 | 0.00% |
| 1:00 - 1:59 | 0 | 0.00% | 0 | 0.00% |
| 2:00 - 2:59 | 0 | 0.00% | 0 | 0.00% |
| 3:00 - 3:59 | 0 | 0.00% | 0 | 0.00% |
| 4:00 - 4:59 | 0 | 0.00% | 0 | 0.00% |
| 5:00 - 5:59 | 3 | 2.00% | 0 | 0.00% |
| 6:00 - 6:59 | 5 | 3.33% | 0 | 0.00% |
| 7:00 - 7:59 | 19 | 12.67% | 0 | 0.00% |
| 8:00 - 8:59 | 37 | 24.67% | 0 | 0.00% |
| 9:00 - 9:59 | 24 | 16.00% | 1 | 0.67% |
| 10:00 - 10:59 | 7 | 4.67% | 3 | 2.01% |
| 11:00 - 11:59 | 9 | 6.00% | 10 | 6.71% |
| 12:00 - 12:59 | 11 | 7.33% | 6 | 4.03% |
| 13:00 - 13:59 | 11 | 7.33% | 21 | 14.09% |
| 14:00 - 14:59 | 3 | 2.00% | 10 | 6.71% |
| 15:00 - 15:59 | 5 | 3.33% | 20 | 13.42% |
| 16:00 - 16:59 | 4 | 2.67% | 26 | 17.45% |
| 17:00 - 17:59 | 8 | 5.33% | 26 | 17.45% |
| 18:00 - 18:59 | 2 | 1.33% | 8 | 5.37% |
| 19:00 - 19:59 | 1 | 0.67% | 2 | 1.34% |
| 20:00 - 20:59 | 0 | 0.00% | 11 | 7.38% |
| 21:00 - 21:59 | 1 | 0.67% | 4 | 2.68% |
| 22:00 - 22:59 | 0 | 0.00% | 0 | 0.00% |
| 23:00 - 23:59 | 0 | 0.00% | 1 | 0.67% |
| Totals | 159 | 100.00% | 149 | 100.00% |
| MONTHLY ACTIVITY | | | | |
| 0:00 - 0:59 | 1 | 0.10% | 4 | 0.40% |
| 1:00 - 1:59 | 0 | 0.00% | 2 | 0.20% |
| 2:00 - 2:59 | 1 | 0.10% | 1 | 0.10% |
| 3:00 - 3:59 | 1 | 0.10% | 0 | 0.00% |
| 4:00 - 4:59 | 6 | 0.60% | 0 | 0.00% |
| 5:00 - 5:59 | 25 | 2.50% | 1 | 0.10% |
| 6:00 - 6:59 | 157 | 15.67% | 2 | 0.20% |
| 7:00 - 7:59 | 209 | 20.80% | 17 | 1.72% |
| 8:00 - 8:59 | 226 | 22.55% | 7 | 0.71% |
| 9:00 - 9:59 | 183 | 18.26% | 6 | 0.61% |
| 10:00 - 10:59 | 59 | 5.89% | 6 | 0.61% |
| 11:00 - 11:59 | 23 | 2.30% | 22 | 2.22% |
| 12:00 - 12:59 | 12 | 1.20% | 35 | 3.54% |
| 13:00 - 13:59 | 33 | 3.29% | 16 | 1.62% |
| 14:00 - 14:59 | 13 | 1.30% | 43 | 4.35% |
| 15:00 - 15:59 | 11 | 1.10% | 119 | 12.03% |
| 16:00 - 16:59 | 3 | 0.30% | 215 | 21.74% |
| 17:00 - 17:59 | 2 | 0.20% | 253 | 25.58% |
| 18:00 - 18:59 | 22 | 2.20% | 114 | 11.53% |
| 19:00 - 19:59 | 5 | 0.50% | 78 | 7.89% |
| 20:00 - 20:59 | 3 | 0.30% | 15 | 1.52% |
| 21:00 - 21:59 | 2 | 0.20% | 16 | 1.62% |
| 22:00 - 22:59 | 2 | 0.20% | 10 | 1.01% |
| 23:00 - 23:59 | 3 | 0.30% | 7 | 0.71% |
| Totals | 1,002 | 100.00% | 989 | 100.00% |
| CUMULATIVE ACTIVITY | | | | |
| 0:00 - 0:59 | 1 | 0.09% | 4 | 0.35% |
| 1:00 - 1:59 | 0 | 0.00% | 2 | 0.18% |
| 2:00 - 2:59 | 1 | 0.09% | 1 | 0.09% |
| 3:00 - 3:59 | 1 | 0.09% | 0 | 0.00% |
| 4:00 - 4:59 | 6 | 0.52% | 0 | 0.00% |
| 5:00 - 5:59 | 28 | 2.43% | 1 | 0.09% |
| 6:00 - 6:59 | 162 | 14.06% | 2 | 0.18% |
| 7:00 - 7:59 | 228 | 19.79% | 17 | 1.49% |
| 8:00 - 8:59 | 263 | 22.83% | 7 | 0.62% |
| 9:00 - 9:59 | 207 | 17.97% | 7 | 0.62% |
| 10:00 - 10:59 | 66 | 5.73% | 9 | 0.79% |
| 11:00 - 11:59 | 32 | 2.78% | 32 | 2.81% |
| 12:00 - 12:59 | 23 | 2.00% | 41 | 3.60% |
| 13:00 - 13:59 | 44 | 3.82% | 37 | 3.25% |
| 14:00 - 14:59 | 16 | 1.39% | 53 | 4.66% |
| 15:00 - 15:59 | 16 | 1.39% | 139 | 12.21% |
| 16:00 - 16:59 | 7 | 0.61% | 241 | 21.18% |
| 17:00 - 17:59 | 10 | 0.87% | 279 | 24.52% |
| 18:00 - 18:59 | 24 | 2.08% | 122 | 10.72% |
| 19:00 - 19:59 | 6 | 0.52% | 80 | 7.03% |
| 20:00 - 20:59 | 3 | 0.26% | 26 | 2.28% |
| 21:00 - 21:59 | 3 | 0.26% | 20 | 1.76% |
| 22:00 - 22:59 | 2 | 0.17% | 10 | 0.88% |
| 23:00 - 23:59 | 3 | 0.26% | 8 | 0.70% |
| Totals | 1,152 | 100.00% | 1,138 | 100.00% |

ENTRY/EXIT REPORT

From: 05/19/2011 05:00
To: 05/20/2011 04:59

Fee Computers, Auto Pay Stations, Credit Card, Express Parc

Lot # 41
Printed on 06/01/2011 14:34

| TRANSIENT ACTIVITY | | | | |
|---------------------|--------------|----------------|--------------|----------------|
| 0:00 - 0:59 | 0 | 0.00% | 0 | 0.00% |
| 1:00 - 1:59 | 0 | 0.00% | 0 | 0.00% |
| 2:00 - 2:59 | 0 | 0.00% | 0 | 0.00% |
| 3:00 - 3:59 | 0 | 0.00% | 0 | 0.00% |
| 4:00 - 4:59 | 0 | 0.00% | 0 | 0.00% |
| 5:00 - 5:59 | 1 | 1.12% | 0 | 0.00% |
| 6:00 - 6:59 | 2 | 2.25% | 0 | 0.00% |
| 7:00 - 7:59 | 6 | 6.74% | 0 | 0.00% |
| 8:00 - 8:59 | 20 | 22.47% | 0 | 0.00% |
| 9:00 - 9:59 | 10 | 11.24% | 1 | 1.11% |
| 10:00 - 10:59 | 6 | 6.74% | 1 | 1.11% |
| 11:00 - 11:59 | 10 | 11.24% | 3 | 3.33% |
| 12:00 - 12:59 | 6 | 6.74% | 11 | 12.22% |
| 13:00 - 13:59 | 3 | 3.37% | 9 | 10.00% |
| 14:00 - 14:59 | 2 | 2.25% | 6 | 6.67% |
| 15:00 - 15:59 | 4 | 4.49% | 12 | 13.33% |
| 16:00 - 16:59 | 3 | 3.37% | 8 | 8.89% |
| 17:00 - 17:59 | 10 | 11.24% | 8 | 8.89% |
| 18:00 - 18:59 | 6 | 6.74% | 4 | 4.44% |
| 19:00 - 19:59 | 0 | 0.00% | 13 | 14.44% |
| 20:00 - 20:59 | 0 | 0.00% | 8 | 8.89% |
| 21:00 - 21:59 | 0 | 0.00% | 3 | 3.33% |
| 22:00 - 22:59 | 0 | 0.00% | 2 | 2.22% |
| 23:00 - 23:59 | 0 | 0.00% | 1 | 1.11% |
| Totals | 89 | 100.00% | 90 | 100.00% |
| MONTHLY ACTIVITY | | | | |
| 0:00 - 0:59 | 1 | 0.10% | 5 | 0.49% |
| 1:00 - 1:59 | 0 | 0.00% | 0 | 0.00% |
| 2:00 - 2:59 | 0 | 0.00% | 0 | 0.00% |
| 3:00 - 3:59 | 2 | 0.19% | 1 | 0.10% |
| 4:00 - 4:59 | 4 | 0.38% | 0 | 0.00% |
| 5:00 - 5:59 | 39 | 3.74% | 2 | 0.19% |
| 6:00 - 6:59 | 145 | 13.92% | 1 | 0.10% |
| 7:00 - 7:59 | 209 | 20.06% | 21 | 2.04% |
| 8:00 - 8:59 | 242 | 23.22% | 6 | 0.58% |
| 9:00 - 9:59 | 177 | 16.99% | 5 | 0.49% |
| 10:00 - 10:59 | 53 | 5.09% | 9 | 0.87% |
| 11:00 - 11:59 | 27 | 2.59% | 23 | 2.23% |
| 12:00 - 12:59 | 29 | 2.78% | 30 | 2.91% |
| 13:00 - 13:59 | 31 | 2.98% | 29 | 2.82% |
| 14:00 - 14:59 | 19 | 1.82% | 59 | 5.73% |
| 15:00 - 15:59 | 17 | 1.63% | 123 | 11.94% |
| 16:00 - 16:59 | 2 | 0.19% | 254 | 24.66% |
| 17:00 - 17:59 | 5 | 0.48% | 211 | 20.49% |
| 18:00 - 18:59 | 25 | 2.40% | 101 | 9.81% |
| 19:00 - 19:59 | 7 | 0.67% | 82 | 7.96% |
| 20:00 - 20:59 | 1 | 0.10% | 32 | 3.11% |
| 21:00 - 21:59 | 2 | 0.19% | 15 | 1.46% |
| 22:00 - 22:59 | 4 | 0.38% | 16 | 1.55% |
| 23:00 - 23:59 | 1 | 0.10% | 5 | 0.49% |
| Totals | 1,042 | 100.00% | 1,030 | 100.00% |
| CUMULATIVE ACTIVITY | | | | |
| 0:00 - 0:59 | 1 | 0.09% | 5 | 0.45% |
| 1:00 - 1:59 | 0 | 0.00% | 0 | 0.00% |
| 2:00 - 2:59 | 0 | 0.00% | 0 | 0.00% |
| 3:00 - 3:59 | 2 | 0.18% | 1 | 0.09% |
| 4:00 - 4:59 | 4 | 0.35% | 0 | 0.00% |
| 5:00 - 5:59 | 40 | 3.54% | 2 | 0.18% |
| 6:00 - 6:59 | 147 | 13.00% | 1 | 0.09% |
| 7:00 - 7:59 | 215 | 19.81% | 21 | 1.88% |
| 8:00 - 8:59 | 262 | 23.17% | 6 | 0.54% |
| 9:00 - 9:59 | 187 | 16.53% | 6 | 0.54% |
| 10:00 - 10:59 | 59 | 5.22% | 10 | 0.89% |
| 11:00 - 11:59 | 37 | 3.27% | 26 | 2.32% |
| 12:00 - 12:59 | 35 | 3.09% | 41 | 3.66% |
| 13:00 - 13:59 | 34 | 3.01% | 38 | 3.39% |
| 14:00 - 14:59 | 21 | 1.86% | 65 | 5.80% |
| 15:00 - 15:59 | 21 | 1.86% | 135 | 12.05% |
| 16:00 - 16:59 | 5 | 0.44% | 262 | 23.39% |
| 17:00 - 17:59 | 15 | 1.33% | 219 | 19.55% |
| 18:00 - 18:59 | 31 | 2.74% | 105 | 9.38% |
| 19:00 - 19:59 | 7 | 0.62% | 95 | 8.48% |
| 20:00 - 20:59 | 1 | 0.09% | 40 | 3.57% |
| 21:00 - 21:59 | 2 | 0.18% | 18 | 1.61% |
| 22:00 - 22:59 | 4 | 0.35% | 18 | 1.61% |
| 23:00 - 23:59 | 1 | 0.09% | 6 | 0.54% |
| Totals | 1,131 | 100.00% | 1,120 | 100.00% |

ENTRY/EXIT REPORT

From: 05/20/2011 05:00
To: 05/21/2011 04:59

For Computers, Auto Pay Stations, Credit Card, Express Parc

Jet - 44
Printed on 06/01/2011 14:35

| TRANSIENT ACTIVITY | | | |
|---------------------|--------------|----------------|---------------------------|
| 0:00 - 0:59 | 0 | 0.00% | 0 0.00% |
| 1:00 - 1:59 | 0 | 0.00% | 0 0.00% |
| 2:00 - 2:59 | 0 | 0.00% | 0 0.00% |
| 3:00 - 3:59 | 0 | 0.00% | 0 0.00% |
| 4:00 - 4:59 | 0 | 0.00% | 0 0.00% |
| 5:00 - 5:59 | 0 | 0.00% | 0 0.00% |
| 6:00 - 6:59 | 6 | 7.21% | 0 0.00% |
| 7:00 - 7:59 | 9 | 10.84% | 0 0.00% |
| 8:00 - 8:59 | 11 | 13.25% | 1 1.19% |
| 9:00 - 9:59 | 9 | 10.84% | 1 1.19% |
| 10:00 - 10:59 | 8 | 9.64% | 1 1.19% |
| 11:00 - 11:59 | 4 | 4.82% | 6 7.14% |
| 12:00 - 12:59 | 8 | 9.64% | 9 10.71% |
| 13:00 - 13:59 | 8 | 9.64% | 6 7.14% |
| 14:00 - 14:59 | 0 | 0.00% | 12 14.29% |
| 15:00 - 15:59 | 8 | 9.64% | 7 8.33% |
| 16:00 - 16:59 | 11 | 13.25% | 12 14.29% |
| 17:00 - 17:59 | 1 | 1.20% | 19 22.62% |
| 18:00 - 18:59 | 0 | 0.00% | 4 4.76% |
| 19:00 - 19:59 | 0 | 0.00% | 2 2.38% |
| 20:00 - 20:59 | 0 | 0.00% | 1 1.19% |
| 21:00 - 21:59 | 0 | 0.00% | 1 1.19% |
| 22:00 - 22:59 | 0 | 0.00% | 2 2.38% |
| 23:00 - 23:59 | 0 | 0.00% | 0 0.00% |
| Totals | 83 | 100.00% | 84 100.00% |
| MONTHLY ACTIVITY | | | |
| 0:00 - 0:59 | 0 | 0.00% | 6 0.66% |
| 1:00 - 1:59 | 0 | 0.00% | 1 0.11% |
| 2:00 - 2:59 | 0 | 0.00% | 1 0.11% |
| 3:00 - 3:59 | 1 | 0.11% | 0 0.00% |
| 4:00 - 4:59 | 0 | 0.00% | 0 0.00% |
| 5:00 - 5:59 | 23 | 2.80% | 0 0.00% |
| 6:00 - 6:59 | 149 | 16.21% | 2 0.22% |
| 7:00 - 7:59 | 176 | 19.15% | 16 1.75% |
| 8:00 - 8:59 | 240 | 26.12% | 10 1.10% |
| 9:00 - 9:59 | 135 | 14.99% | 9 0.99% |
| 10:00 - 10:59 | 54 | 5.88% | 7 0.77% |
| 11:00 - 11:59 | 12 | 1.31% | 28 3.07% |
| 12:00 - 12:59 | 15 | 1.67% | 43 4.71% |
| 13:00 - 13:59 | 26 | 2.87% | 49 5.37% |
| 14:00 - 14:59 | 24 | 2.61% | 60 6.57% |
| 15:00 - 15:59 | 6 | 0.65% | 124 13.58% |
| 16:00 - 16:59 | 11 | 1.20% | 175 19.17% |
| 17:00 - 17:59 | 11 | 1.20% | 138 15.12% |
| 18:00 - 18:59 | 19 | 2.07% | 98 10.73% |
| 19:00 - 19:59 | 4 | 0.44% | 74 8.11% |
| 20:00 - 20:59 | 4 | 0.44% | 21 2.30% |
| 21:00 - 21:59 | 4 | 0.44% | 19 2.08% |
| 22:00 - 22:59 | 2 | 0.22% | 17 1.86% |
| 23:00 - 23:59 | 3 | 0.33% | 15 1.64% |
| Totals | 919 | 100.00% | 913 100.00% |
| CUMULATIVE ACTIVITY | | | |
| 0:00 - 0:59 | 0 | 0.00% | 6 0.66% |
| 1:00 - 1:59 | 0 | 0.00% | 1 0.10% |
| 2:00 - 2:59 | 0 | 0.00% | 1 0.10% |
| 3:00 - 3:59 | 1 | 0.10% | 0 0.00% |
| 4:00 - 4:59 | 0 | 0.00% | 0 0.00% |
| 5:00 - 5:59 | 23 | 2.30% | 0 0.00% |
| 6:00 - 6:59 | 155 | 15.47% | 2 0.20% |
| 7:00 - 7:59 | 185 | 18.40% | 16 1.60% |
| 8:00 - 8:59 | 251 | 25.05% | 11 1.10% |
| 9:00 - 9:59 | 144 | 14.37% | 10 1.00% |
| 10:00 - 10:59 | 62 | 6.19% | 8 0.80% |
| 11:00 - 11:59 | 16 | 1.60% | 34 3.41% |
| 12:00 - 12:59 | 23 | 2.30% | 52 5.22% |
| 13:00 - 13:59 | 34 | 3.39% | 55 5.52% |
| 14:00 - 14:59 | 24 | 2.40% | 72 7.22% |
| 15:00 - 15:59 | 14 | 1.40% | 131 13.14% |
| 16:00 - 16:59 | 22 | 2.20% | 187 18.76% |
| 17:00 - 17:59 | 12 | 1.20% | 157 15.75% |
| 18:00 - 18:59 | 19 | 1.90% | 102 10.22% |
| 19:00 - 19:59 | 4 | 0.40% | 76 7.62% |
| 20:00 - 20:59 | 4 | 0.40% | 22 2.21% |
| 21:00 - 21:59 | 4 | 0.40% | 20 2.01% |
| 22:00 - 22:59 | 2 | 0.20% | 19 1.91% |
| 23:00 - 23:59 | 3 | 0.30% | 15 1.50% |
| Totals | 1,002 | 100.00% | 997 100.00% |

WEEKLONG NORTH GARAGE CUMULATIVE SUMMARY

| | CUMULATIVE ACTIVITY | | | | | |
|----------------------|---------------------|----------------|--------------|----------------|------------|---------------|
| 0:00 - 0:59 | 1 | 0.71% | 5 | 0.87% | 6 | 0.51% |
| 1:00 - 1:59 | 0 | 0.12% | 1 | 0.12% | 5 | 0.44% |
| 2:00 - 2:59 | 0 | 0.00% | 0 | 0.25% | 5 | 0.43% |
| 3:00 - 3:59 | 1 | 0.00% | 0 | 0.37% | 6 | 0.50% |
| 4:00 - 4:59 | 4 | 0.00% | 0 | 0.00% | 10 | 0.82% |
| 5:00 - 5:59 | 30 | 1.65% | 1 | 0.74% | 38 | 3.28% |
| 6:00 - 6:59 | 159 | 4.01% | 2 | 0.37% | 195 | 16.70% |
| 7:00 - 7:59 | 214 | 8.49% | 18 | 1.49% | 392 | 33.47% |
| 8:00 - 8:59 | 252 | 18.87% | 9 | 1.86% | 635 | 54.31% |
| 9:00 - 9:59 | 180 | 16.04% | 7 | 2.85% | 808 | 69.08% |
| 10:00 - 10:59 | 66 | 9.55% | 11 | 2.48% | 863 | 73.73% |
| 11:00 - 11:59 | 28 | 8.61% | 30 | 3.35% | 861 | 73.59% |
| 12:00 - 12:59 | 32 | 6.49% | 41 | 6.08% | 852 | 72.84% |
| 13:00 - 13:59 | 36 | 3.30% | 38 | 5.71% | 850 | 72.65% |
| 14:00 - 14:59 | 20 | 4.13% | 62 | 8.68% | 808 | 69.04% |
| 15:00 - 15:59 | 14 | 2.12% | 135 | 9.93% | 686 | 58.65% |
| 16:00 - 16:59 | 10 | 2.95% | 233 | 15.88% | 463 | 39.57% |
| 17:00 - 17:59 | 12 | 2.36% | 233 | 15.63% | 242 | 20.65% |
| 18:00 - 18:59 | 22 | 3.30% | 112 | 9.68% | 152 | 12.99% |
| 19:00 - 19:59 | 5 | 1.89% | 81 | 3.72% | 76 | 6.51% |
| 20:00 - 20:59 | 4 | 1.42% | 27 | 2.61% | 52 | 4.48% |
| 21:00 - 21:59 | 3 | 1.42% | 19 | 3.10% | 36 | 3.08% |
| 22:00 - 22:59 | 3 | 1.30% | 13 | 1.99% | 26 | 2.22% |
| 23:00 - 23:59 | 2 | 1.30% | 9 | 2.23% | 19 | 1.59% |
| Totals | 1,098 | 100.00% | 1,089 | 100.00% | | |

ENTRY/EXIT REPORT

From: 05/16/2011 05:00
To: 05/17/2011 04:59

Fee Computers, Auto Pay Stations

Printed on 06/01/2011 13:51

| TRANSIENT ACTIVITY | | | | |
|---------------------|------------|----------------|------------|----------------|
| 0:00 - 0:59 | 1 | 0.37% | 0 | 0.00% |
| 1:00 - 1:59 | 1 | 0.37% | 0 | 0.00% |
| 2:00 - 2:59 | 0 | 0.00% | 0 | 0.00% |
| 3:00 - 3:59 | 0 | 0.00% | 0 | 0.00% |
| 4:00 - 4:59 | 0 | 0.00% | 0 | 0.00% |
| 5:00 - 5:59 | 5 | 1.85% | 0 | 0.00% |
| 6:00 - 6:59 | 17 | 6.27% | 0 | 0.00% |
| 7:00 - 7:59 | 10 | 3.69% | 0 | 0.00% |
| 8:00 - 8:59 | 22 | 8.12% | 0 | 0.00% |
| 9:00 - 9:59 | 55 | 20.30% | 0 | 0.00% |
| 10:00 - 10:59 | 38 | 14.02% | 0 | 0.00% |
| 11:00 - 11:59 | 23 | 8.49% | 11 | 4.30% |
| 12:00 - 12:59 | 26 | 9.59% | 22 | 8.59% |
| 13:00 - 13:59 | 15 | 5.54% | 36 | 14.06% |
| 14:00 - 14:59 | 9 | 3.32% | 36 | 14.06% |
| 15:00 - 15:59 | 9 | 3.32% | 41 | 16.02% |
| 16:00 - 16:59 | 6 | 2.21% | 21 | 8.20% |
| 17:00 - 17:59 | 8 | 2.95% | 26 | 10.14% |
| 18:00 - 18:59 | 16 | 5.90% | 20 | 7.81% |
| 19:00 - 19:59 | 1 | 0.37% | 22 | 8.59% |
| 20:00 - 20:59 | 2 | 0.74% | 16 | 6.25% |
| 21:00 - 21:59 | 1 | 0.37% | 4 | 1.54% |
| 22:00 - 22:59 | 1 | 0.37% | 0 | 0.00% |
| 23:00 - 23:59 | 5 | 1.85% | 1 | 0.39% |
| Totals | 271 | 100.00% | 256 | 100.00% |
| MONTHLY ACTIVITY | | | | |
| 0:00 - 0:59 | 0 | 0.00% | 2 | 0.39% |
| 1:00 - 1:59 | 1 | 0.20% | 2 | 0.39% |
| 2:00 - 2:59 | 0 | 0.00% | 1 | 0.20% |
| 3:00 - 3:59 | 1 | 0.20% | 2 | 0.39% |
| 4:00 - 4:59 | 2 | 0.39% | 0 | 0.00% |
| 5:00 - 5:59 | 8 | 1.57% | 1 | 0.20% |
| 6:00 - 6:59 | 24 | 4.72% | 3 | 0.59% |
| 7:00 - 7:59 | 61 | 12.01% | 4 | 0.79% |
| 8:00 - 8:59 | 148 | 29.13% | 2 | 0.39% |
| 9:00 - 9:59 | 116 | 22.83% | 8 | 1.58% |
| 10:00 - 10:59 | 48 | 9.45% | 4 | 0.79% |
| 11:00 - 11:59 | 21 | 4.13% | 8 | 1.58% |
| 12:00 - 12:59 | 13 | 2.56% | 16 | 3.16% |
| 13:00 - 13:59 | 16 | 3.15% | 13 | 2.56% |
| 14:00 - 14:59 | 9 | 1.77% | 21 | 4.14% |
| 15:00 - 15:59 | 11 | 2.17% | 32 | 6.31% |
| 16:00 - 16:59 | 4 | 0.79% | 73 | 14.40% |
| 17:00 - 17:59 | 4 | 0.79% | 131 | 25.84% |
| 18:00 - 18:59 | 5 | 0.98% | 97 | 19.13% |
| 19:00 - 19:59 | 6 | 1.18% | 58 | 11.44% |
| 20:00 - 20:59 | 3 | 0.59% | 16 | 3.16% |
| 21:00 - 21:59 | 1 | 0.20% | 9 | 1.78% |
| 22:00 - 22:59 | 6 | 1.18% | 3 | 0.59% |
| 23:00 - 23:59 | 0 | 0.00% | 1 | 0.20% |
| Totals | 588 | 100.00% | 507 | 100.00% |
| CUMULATIVE ACTIVITY | | | | |
| 0:00 - 0:59 | 1 | 0.13% | 2 | 0.26% |
| 1:00 - 1:59 | 2 | 0.26% | 2 | 0.26% |
| 2:00 - 2:59 | 0 | 0.00% | 1 | 0.13% |
| 3:00 - 3:59 | 1 | 0.13% | 2 | 0.26% |
| 4:00 - 4:59 | 2 | 0.26% | 0 | 0.00% |
| 5:00 - 5:59 | 13 | 1.67% | 1 | 0.13% |
| 6:00 - 6:59 | 41 | 5.26% | 3 | 0.39% |
| 7:00 - 7:59 | 71 | 9.11% | 4 | 0.52% |
| 8:00 - 8:59 | 170 | 21.82% | 2 | 0.26% |
| 9:00 - 9:59 | 171 | 21.95% | 8 | 1.05% |
| 10:00 - 10:59 | 86 | 11.04% | 4 | 0.52% |
| 11:00 - 11:59 | 44 | 5.65% | 19 | 2.49% |
| 12:00 - 12:59 | 39 | 5.01% | 38 | 4.98% |
| 13:00 - 13:59 | 31 | 3.98% | 49 | 6.42% |
| 14:00 - 14:59 | 18 | 2.31% | 57 | 7.47% |
| 15:00 - 15:59 | 20 | 2.57% | 73 | 9.57% |
| 16:00 - 16:59 | 10 | 1.28% | 94 | 12.32% |
| 17:00 - 17:59 | 12 | 1.54% | 157 | 20.58% |
| 18:00 - 18:59 | 21 | 2.70% | 117 | 15.33% |
| 19:00 - 19:59 | 7 | 0.90% | 80 | 10.48% |
| 20:00 - 20:59 | 5 | 0.64% | 32 | 4.19% |
| 21:00 - 21:59 | 2 | 0.26% | 13 | 1.70% |
| 22:00 - 22:59 | 7 | 0.90% | 3 | 0.39% |
| 23:00 - 23:59 | 5 | 0.64% | 2 | 0.26% |
| Totals | 779 | 100.00% | 763 | 100.00% |

ENTRY/EXIT REPORT

From: 05/17/2011 05:00
To: 05/18/2011 04:59

Fee Computers, Auto Pay Stations

Printed on 06/01/2011 13:56

| TRANSIENT ACTIVITY | | | | |
|----------------------|------------|----------------|------------|----------------|
| 0:00 - 0:59 | 0 | 0.00% | 1 | 0.29% |
| 1:00 - 1:59 | 1 | 0.30% | 0 | 0.00% |
| 2:00 - 2:59 | 0 | 0.00% | 0 | 0.00% |
| 3:00 - 3:59 | 0 | 0.00% | 0 | 0.00% |
| 4:00 - 4:59 | 1 | 0.30% | 0 | 0.00% |
| 5:00 - 5:59 | 3 | 0.91% | 0 | 0.00% |
| 6:00 - 6:59 | 9 | 2.72% | 0 | 0.00% |
| 7:00 - 7:59 | 29 | 8.76% | 7 | 2.06% |
| 8:00 - 8:59 | 51 | 15.41% | 9 | 2.60% |
| 9:00 - 9:59 | 56 | 16.92% | 9 | 2.65% |
| 10:00 - 10:59 | 30 | 9.06% | 21 | 6.18% |
| 11:00 - 11:59 | 25 | 7.55% | 7 | 2.06% |
| 12:00 - 12:59 | 27 | 8.16% | 26 | 7.65% |
| 13:00 - 13:59 | 16 | 4.83% | 27 | 7.94% |
| 14:00 - 14:59 | 12 | 3.63% | 29 | 8.53% |
| 15:00 - 15:59 | 7 | 2.11% | 31 | 9.12% |
| 16:00 - 16:59 | 10 | 3.02% | 46 | 13.53% |
| 17:00 - 17:59 | 25 | 7.55% | 31 | 9.12% |
| 18:00 - 18:59 | 17 | 5.14% | 24 | 7.06% |
| 19:00 - 19:59 | 10 | 3.02% | 21 | 6.18% |
| 20:00 - 20:59 | 2 | 0.60% | 26 | 7.65% |
| 21:00 - 21:59 | 0 | 0.00% | 19 | 5.59% |
| 22:00 - 22:59 | 0 | 0.00% | 4 | 1.18% |
| 23:00 - 23:59 | 0 | 0.00% | 2 | 0.59% |
| Totals | 331 | 100.00% | 340 | 100.00% |
| MONTHLY ACTIVITY | | | | |
| 0:00 - 0:59 | 1 | 0.19% | 2 | 0.38% |
| 1:00 - 1:59 | 0 | 0.00% | 0 | 0.00% |
| 2:00 - 2:59 | 0 | 0.00% | 3 | 0.57% |
| 3:00 - 3:59 | 0 | 0.00% | 2 | 0.38% |
| 4:00 - 4:59 | 2 | 0.38% | 0 | 0.00% |
| 5:00 - 5:59 | 6 | 1.13% | 1 | 0.19% |
| 6:00 - 6:59 | 25 | 4.70% | 2 | 0.38% |
| 7:00 - 7:59 | 62 | 11.65% | 8 | 1.52% |
| 8:00 - 8:59 | 132 | 24.81% | 1 | 0.19% |
| 9:00 - 9:59 | 117 | 21.99% | 7 | 1.33% |
| 10:00 - 10:59 | 70 | 13.16% | 7 | 1.33% |
| 11:00 - 11:59 | 19 | 3.57% | 8 | 1.52% |
| 12:00 - 12:59 | 18 | 3.38% | 10 | 1.89% |
| 13:00 - 13:59 | 12 | 2.26% | 15 | 2.84% |
| 14:00 - 14:59 | 11 | 2.07% | 32 | 6.06% |
| 15:00 - 15:59 | 13 | 2.44% | 32 | 6.06% |
| 16:00 - 16:59 | 5 | 0.94% | 71 | 13.45% |
| 17:00 - 17:59 | 5 | 0.94% | 133 | 25.19% |
| 18:00 - 18:59 | 13 | 2.44% | 107 | 20.27% |
| 19:00 - 19:59 | 8 | 1.50% | 55 | 10.42% |
| 20:00 - 20:59 | 2 | 0.38% | 12 | 2.27% |
| 21:00 - 21:59 | 4 | 0.75% | 10 | 1.89% |
| 22:00 - 22:59 | 4 | 0.75% | 7 | 1.33% |
| 23:00 - 23:59 | 3 | 0.56% | 3 | 0.57% |
| Totals | 532 | 100.00% | 528 | 100.00% |
| CUMULATIVE ACTIVITY | | | | |
| 0:00 - 0:59 | 1 | 0.12% | 3 | 0.35% |
| 1:00 - 1:59 | 1 | 0.12% | 0 | 0.00% |
| 2:00 - 2:59 | 0 | 0.00% | 3 | 0.35% |
| 3:00 - 3:59 | 0 | 0.00% | 2 | 0.23% |
| 4:00 - 4:59 | 3 | 0.35% | 0 | 0.00% |
| 5:00 - 5:59 | 9 | 1.04% | 1 | 0.12% |
| 6:00 - 6:59 | 34 | 3.94% | 2 | 0.23% |
| 7:00 - 7:59 | 91 | 10.54% | 15 | 1.73% |
| 8:00 - 8:59 | 187 | 21.21% | 19 | 1.15% |
| 9:00 - 9:59 | 173 | 20.65% | 16 | 1.84% |
| 10:00 - 10:59 | 100 | 11.59% | 28 | 3.28% |
| 11:00 - 11:59 | 44 | 5.10% | 15 | 1.73% |
| 12:00 - 12:59 | 45 | 5.21% | 36 | 4.15% |
| 13:00 - 13:59 | 28 | 3.24% | 42 | 4.84% |
| 14:00 - 14:59 | 23 | 2.67% | 61 | 7.03% |
| 15:00 - 15:59 | 20 | 2.32% | 63 | 7.26% |
| 16:00 - 16:59 | 15 | 1.74% | 117 | 13.68% |
| 17:00 - 17:59 | 36 | 3.48% | 164 | 18.93% |
| 18:00 - 18:59 | 30 | 3.48% | 131 | 15.09% |
| 19:00 - 19:59 | 18 | 2.09% | 76 | 8.76% |
| 20:00 - 20:59 | 4 | 0.46% | 38 | 4.38% |
| 21:00 - 21:59 | 4 | 0.46% | 29 | 3.34% |
| 22:00 - 22:59 | 4 | 0.46% | 11 | 1.27% |
| 23:00 - 23:59 | 3 | 0.35% | 5 | 0.58% |
| Totals | 863 | 100.00% | 868 | 100.00% |

ENTRY/EXIT REPORT

From: 05/18/2011 05:00
To: 05/19/2011 04:59

Fee Computers, Auto Pay Stations

Printed on 06/01/2011 14:10

| TRANSIENT ACTIVITY | | | | |
|---------------------|-------------|----------------|-------------|----------------|
| 0:00 - 0:59 | 0 | 0.00% | 1 | 0.19% |
| 1:00 - 1:59 | 0 | 0.00% | 0 | 0.00% |
| 2:00 - 2:59 | 0 | 0.00% | 0 | 0.00% |
| 3:00 - 3:59 | 0 | 0.00% | 0 | 0.00% |
| 4:00 - 4:59 | 1 | 0.19% | 1 | 0.19% |
| 5:00 - 5:59 | 5 | 0.93% | 0 | 0.00% |
| 6:00 - 6:59 | 17 | 3.18% | 3 | 0.54% |
| 7:00 - 7:59 | 62 | 11.59% | 3 | 0.54% |
| 8:00 - 8:59 | 79 | 14.77% | 2 | 0.38% |
| 9:00 - 9:59 | 79 | 14.77% | 16 | 3.01% |
| 10:00 - 10:59 | 53 | 9.91% | 20 | 3.76% |
| 11:00 - 11:59 | 63 | 11.78% | 24 | 4.51% |
| 12:00 - 12:59 | 28 | 5.23% | 37 | 6.95% |
| 13:00 - 13:59 | 31 | 5.79% | 50 | 9.40% |
| 14:00 - 14:59 | 15 | 2.80% | 61 | 11.47% |
| 15:00 - 15:59 | 6 | 1.12% | 48 | 9.02% |
| 16:00 - 16:59 | 16 | 2.99% | 57 | 10.71% |
| 17:00 - 17:59 | 9 | 1.68% | 55 | 10.34% |
| 18:00 - 18:59 | 41 | 7.66% | 30 | 5.64% |
| 19:00 - 19:59 | 19 | 3.53% | 28 | 5.20% |
| 20:00 - 20:59 | 6 | 1.12% | 35 | 6.58% |
| 21:00 - 21:59 | 3 | 0.56% | 48 | 9.02% |
| 22:00 - 22:59 | 1 | 0.19% | 12 | 2.26% |
| 23:00 - 23:59 | 1 | 0.19% | 1 | 0.19% |
| Totals | 535 | 100.00% | 532 | 100.00% |
| MONTHLY ACTIVITY | | | | |
| 0:00 - 0:59 | 0 | 0.00% | 3 | 0.59% |
| 1:00 - 1:59 | 0 | 0.00% | 0 | 0.00% |
| 2:00 - 2:59 | 0 | 0.00% | 3 | 0.59% |
| 3:00 - 3:59 | 0 | 0.00% | 1 | 0.20% |
| 4:00 - 4:59 | 4 | 0.78% | 0 | 0.00% |
| 5:00 - 5:59 | 4 | 0.78% | 0 | 0.00% |
| 6:00 - 6:59 | 20 | 3.88% | 1 | 0.20% |
| 7:00 - 7:59 | 71 | 13.76% | 9 | 1.70% |
| 8:00 - 8:59 | 120 | 22.54% | 3 | 0.59% |
| 9:00 - 9:59 | 116 | 22.48% | 6 | 1.17% |
| 10:00 - 10:59 | 62 | 12.02% | 11 | 2.15% |
| 11:00 - 11:59 | 27 | 5.23% | 11 | 2.15% |
| 12:00 - 12:59 | 12 | 2.33% | 11 | 2.15% |
| 13:00 - 13:59 | 20 | 3.88% | 19 | 3.71% |
| 14:00 - 14:59 | 14 | 2.71% | 22 | 4.30% |
| 15:00 - 15:59 | 9 | 1.74% | 32 | 6.25% |
| 16:00 - 16:59 | 11 | 2.13% | 64 | 12.50% |
| 17:00 - 17:59 | 6 | 1.16% | 117 | 22.85% |
| 18:00 - 18:59 | 8 | 1.55% | 108 | 21.09% |
| 19:00 - 19:59 | 4 | 0.78% | 45 | 8.79% |
| 20:00 - 20:59 | 4 | 0.78% | 18 | 3.52% |
| 21:00 - 21:59 | 1 | 0.19% | 16 | 3.13% |
| 22:00 - 22:59 | 3 | 0.58% | 10 | 1.95% |
| 23:00 - 23:59 | 0 | 0.00% | 2 | 0.39% |
| Totals | 516 | 100.00% | 512 | 100.00% |
| CUMULATIVE ACTIVITY | | | | |
| 0:00 - 0:59 | 0 | 0.00% | 4 | 0.38% |
| 1:00 - 1:59 | 0 | 0.00% | 0 | 0.00% |
| 2:00 - 2:59 | 0 | 0.00% | 3 | 0.29% |
| 3:00 - 3:59 | 0 | 0.00% | 1 | 0.10% |
| 4:00 - 4:59 | 5 | 0.48% | 1 | 0.10% |
| 5:00 - 5:59 | 9 | 0.86% | 0 | 0.00% |
| 6:00 - 6:59 | 37 | 3.52% | 4 | 0.38% |
| 7:00 - 7:59 | 133 | 12.65% | 12 | 1.15% |
| 8:00 - 8:59 | 199 | 18.93% | 5 | 0.48% |
| 9:00 - 9:59 | 195 | 18.55% | 22 | 2.11% |
| 10:00 - 10:59 | 115 | 10.94% | 31 | 2.97% |
| 11:00 - 11:59 | 90 | 8.56% | 35 | 3.35% |
| 12:00 - 12:59 | 40 | 3.81% | 48 | 4.60% |
| 13:00 - 13:59 | 51 | 4.85% | 69 | 6.61% |
| 14:00 - 14:59 | 29 | 2.76% | 83 | 7.95% |
| 15:00 - 15:59 | 15 | 1.43% | 80 | 7.66% |
| 16:00 - 16:59 | 27 | 2.57% | 121 | 11.59% |
| 17:00 - 17:59 | 15 | 1.43% | 172 | 16.48% |
| 18:00 - 18:59 | 49 | 4.66% | 138 | 13.22% |
| 19:00 - 19:59 | 23 | 2.19% | 73 | 6.99% |
| 20:00 - 20:59 | 10 | 0.95% | 53 | 5.08% |
| 21:00 - 21:59 | 4 | 0.38% | 64 | 6.13% |
| 22:00 - 22:59 | 4 | 0.38% | 22 | 2.11% |
| 23:00 - 23:59 | 1 | 0.10% | 3 | 0.29% |
| Totals | 1261 | 100.00% | 1244 | 100.00% |

ENTRY/EXIT REPORT

From: 05/19/2011 05:00
To: 05/20/2011 04:59

Fee Computers, Auto Pay Stations

Printed on 06/01/2011 14:11

| TRANSIENT ACTIVITY | | | | |
|---------------------|------------|----------------|------------|----------------|
| 0:00 - 0:59 | 1 | 0.22% | 2 | 0.44% |
| 1:00 - 1:59 | 1 | 0.22% | 0 | 0.00% |
| 2:00 - 2:59 | 0 | 0.00% | 0 | 0.00% |
| 3:00 - 3:59 | 0 | 0.00% | 0 | 0.00% |
| 4:00 - 4:59 | 0 | 0.00% | 1 | 0.22% |
| 5:00 - 5:59 | 4 | 0.88% | 0 | 0.00% |
| 6:00 - 6:59 | 14 | 3.07% | 1 | 0.22% |
| 7:00 - 7:59 | 34 | 7.46% | 2 | 0.44% |
| 8:00 - 8:59 | 62 | 13.60% | 2 | 0.44% |
| 9:00 - 9:59 | 50 | 10.96% | 13 | 2.84% |
| 10:00 - 10:59 | 33 | 7.24% | 26 | 5.68% |
| 11:00 - 11:59 | 30 | 6.58% | 20 | 4.37% |
| 12:00 - 12:59 | 21 | 4.61% | 20 | 4.37% |
| 13:00 - 13:59 | 25 | 5.48% | 32 | 6.99% |
| 14:00 - 14:59 | 20 | 4.39% | 40 | 8.73% |
| 15:00 - 15:59 | 12 | 2.63% | 39 | 8.52% |
| 16:00 - 16:59 | 15 | 3.29% | 55 | 12.01% |
| 17:00 - 17:59 | 61 | 13.38% | 36 | 7.86% |
| 18:00 - 18:59 | 43 | 9.43% | 23 | 5.02% |
| 19:00 - 19:59 | 18 | 3.93% | 16 | 3.49% |
| 20:00 - 20:59 | 5 | 1.10% | 63 | 13.76% |
| 21:00 - 21:59 | 4 | 0.88% | 54 | 11.79% |
| 22:00 - 22:59 | 2 | 0.44% | 5 | 1.09% |
| 23:00 - 23:59 | 1 | 0.22% | 8 | 1.75% |
| Totals | 404 | 100.00% | 458 | 100.00% |
| MONTHLY ACTIVITY | | | | |
| 0:00 - 0:59 | 2 | 0.39% | 3 | 0.57% |
| 1:00 - 1:59 | 1 | 0.19% | 3 | 0.57% |
| 2:00 - 2:59 | 1 | 0.19% | 5 | 0.95% |
| 3:00 - 3:59 | 0 | 0.00% | 2 | 0.38% |
| 4:00 - 4:59 | 2 | 0.39% | 0 | 0.00% |
| 5:00 - 5:59 | 8 | 1.55% | 3 | 0.57% |
| 6:00 - 6:59 | 22 | 4.26% | 2 | 0.38% |
| 7:00 - 7:59 | 58 | 11.22% | 6 | 1.15% |
| 8:00 - 8:59 | 130 | 25.15% | 2 | 0.38% |
| 9:00 - 9:59 | 123 | 23.79% | 7 | 1.34% |
| 10:00 - 10:59 | 38 | 7.35% | 11 | 2.10% |
| 11:00 - 11:59 | 28 | 5.42% | 11 | 2.10% |
| 12:00 - 12:59 | 22 | 4.26% | 13 | 2.48% |
| 13:00 - 13:59 | 12 | 2.32% | 23 | 4.39% |
| 14:00 - 14:59 | 12 | 2.32% | 17 | 3.24% |
| 15:00 - 15:59 | 12 | 2.32% | 34 | 6.49% |
| 16:00 - 16:59 | 7 | 1.35% | 80 | 15.27% |
| 17:00 - 17:59 | 10 | 1.93% | 114 | 21.76% |
| 18:00 - 18:59 | 10 | 1.93% | 107 | 20.42% |
| 19:00 - 19:59 | 6 | 1.16% | 36 | 6.87% |
| 20:00 - 20:59 | 3 | 0.58% | 21 | 4.01% |
| 21:00 - 21:59 | 5 | 0.97% | 12 | 2.29% |
| 22:00 - 22:59 | 5 | 0.97% | 8 | 1.53% |
| 23:00 - 23:59 | 0 | 0.00% | 4 | 0.76% |
| Totals | 517 | 100.00% | 524 | 100.00% |
| CUMULATIVE ACTIVITY | | | | |
| 0:00 - 0:59 | 3 | 0.31% | 5 | 0.51% |
| 1:00 - 1:59 | 2 | 0.21% | 3 | 0.31% |
| 2:00 - 2:59 | 1 | 0.10% | 5 | 0.51% |
| 3:00 - 3:59 | 0 | 0.00% | 2 | 0.20% |
| 4:00 - 4:59 | 2 | 0.21% | 1 | 0.10% |
| 5:00 - 5:59 | 12 | 1.23% | 3 | 0.31% |
| 6:00 - 6:59 | 36 | 3.70% | 3 | 0.31% |
| 7:00 - 7:59 | 92 | 9.46% | 8 | 0.81% |
| 8:00 - 8:59 | 192 | 19.73% | 4 | 0.41% |
| 9:00 - 9:59 | 173 | 17.88% | 20 | 2.04% |
| 10:00 - 10:59 | 71 | 7.30% | 37 | 3.77% |
| 11:00 - 11:59 | 58 | 5.96% | 31 | 3.16% |
| 12:00 - 12:59 | 43 | 4.42% | 33 | 3.36% |
| 13:00 - 13:59 | 37 | 3.80% | 55 | 5.60% |
| 14:00 - 14:59 | 32 | 3.29% | 57 | 5.80% |
| 15:00 - 15:59 | 24 | 2.47% | 73 | 7.43% |
| 16:00 - 16:59 | 22 | 2.26% | 135 | 13.75% |
| 17:00 - 17:59 | 71 | 7.30% | 150 | 15.27% |
| 18:00 - 18:59 | 53 | 5.45% | 130 | 13.24% |
| 19:00 - 19:59 | 24 | 2.47% | 52 | 5.30% |
| 20:00 - 20:59 | 8 | 0.82% | 84 | 8.55% |
| 21:00 - 21:59 | 9 | 0.92% | 66 | 6.72% |
| 22:00 - 22:59 | 7 | 0.72% | 13 | 1.32% |
| 23:00 - 23:59 | 1 | 0.10% | 12 | 1.22% |
| Totals | 973 | 100.00% | 982 | 100.00% |

ENTRY/EXIT REPORT

From: 05/20/2011 05:00
To: 05/21/2011 04:59

For Computers, Auto Pay Stations

Printed on 06/01/2011 14:14

TRANSIENT ACTIVITY

| | | | | |
|---------------|------------|----------------|------------|----------------|
| 0:00 - 0:59 | 3 | 0.84% | 2 | 0.60% |
| 1:00 - 1:59 | 1 | 0.28% | 1 | 0.33% |
| 2:00 - 2:59 | 0 | 0.00% | 1 | 0.33% |
| 3:00 - 3:59 | 0 | 0.00% | 0 | 0.00% |
| 4:00 - 4:59 | 0 | 0.00% | 0 | 0.00% |
| 5:00 - 5:59 | 4 | 1.12% | 2 | 0.60% |
| 6:00 - 6:59 | 14 | 3.93% | 0 | 0.00% |
| 7:00 - 7:59 | 17 | 4.78% | 4 | 1.32% |
| 8:00 - 8:59 | 35 | 9.87% | 4 | 1.32% |
| 9:00 - 9:59 | 43 | 12.08% | 11 | 3.62% |
| 10:00 - 10:59 | 26 | 7.30% | 6 | 1.97% |
| 11:00 - 11:59 | 37 | 10.39% | 8 | 2.63% |
| 12:00 - 12:59 | 40 | 11.24% | 34 | 11.18% |
| 13:00 - 13:59 | 16 | 4.49% | 31 | 10.20% |
| 14:00 - 14:59 | 19 | 5.34% | 43 | 14.14% |
| 15:00 - 15:59 | 10 | 2.81% | 35 | 11.51% |
| 16:00 - 16:59 | 15 | 4.21% | 26 | 8.55% |
| 17:00 - 17:59 | 9 | 2.53% | 27 | 8.88% |
| 18:00 - 18:59 | 17 | 4.78% | 13 | 4.28% |
| 19:00 - 19:59 | 14 | 3.93% | 10 | 3.29% |
| 20:00 - 20:59 | 10 | 2.81% | 7 | 2.30% |
| 21:00 - 21:59 | 9 | 2.53% | 15 | 4.93% |
| 22:00 - 22:59 | 9 | 2.53% | 12 | 3.95% |
| 23:00 - 23:59 | 8 | 2.25% | 12 | 3.95% |
| Totals | 356 | 100.00% | 304 | 100.00% |

MONTHLY ACTIVITY

| | | | | |
|---------------|------------|----------------|------------|----------------|
| 0:00 - 0:59 | 3 | 0.61% | 5 | 1.00% |
| 1:00 - 1:59 | 0 | 0.00% | 0 | 0.00% |
| 2:00 - 2:59 | 0 | 0.00% | 1 | 0.20% |
| 3:00 - 3:59 | 0 | 0.00% | 3 | 0.60% |
| 4:00 - 4:59 | 0 | 0.00% | 0 | 0.00% |
| 5:00 - 5:59 | 10 | 2.03% | 4 | 0.80% |
| 6:00 - 6:59 | 20 | 4.07% | 3 | 0.60% |
| 7:00 - 7:59 | 55 | 11.18% | 8 | 1.59% |
| 8:00 - 8:59 | 125 | 25.41% | 11 | 2.19% |
| 9:00 - 9:59 | 93 | 18.90% | 12 | 2.39% |
| 10:00 - 10:59 | 55 | 11.18% | 14 | 2.79% |
| 11:00 - 11:59 | 36 | 7.32% | 19 | 3.78% |
| 12:00 - 12:59 | 15 | 3.05% | 15 | 2.99% |
| 13:00 - 13:59 | 12 | 2.44% | 15 | 2.99% |
| 14:00 - 14:59 | 16 | 3.25% | 27 | 5.38% |
| 15:00 - 15:59 | 8 | 1.63% | 45 | 8.96% |
| 16:00 - 16:59 | 10 | 2.03% | 102 | 20.32% |
| 17:00 - 17:59 | 11 | 2.24% | 99 | 19.72% |
| 18:00 - 18:59 | 11 | 2.24% | 65 | 12.95% |
| 19:00 - 19:59 | 2 | 0.41% | 20 | 3.98% |
| 20:00 - 20:59 | 2 | 0.41% | 14 | 2.79% |
| 21:00 - 21:59 | 3 | 0.61% | 10 | 1.99% |
| 22:00 - 22:59 | 2 | 0.41% | 4 | 0.80% |
| 23:00 - 23:59 | 3 | 0.61% | 6 | 1.20% |
| Totals | 492 | 100.00% | 502 | 100.00% |

CUMULATIVE ACTIVITY

| | | | | |
|---------------|------------|----------------|------------|----------------|
| 0:00 - 0:59 | 6 | 0.71% | 7 | 0.87% |
| 1:00 - 1:59 | 1 | 0.12% | 1 | 0.12% |
| 2:00 - 2:59 | 0 | 0.00% | 2 | 0.25% |
| 3:00 - 3:59 | 0 | 0.00% | 3 | 0.37% |
| 4:00 - 4:59 | 0 | 0.00% | 0 | 0.00% |
| 5:00 - 5:59 | 14 | 1.65% | 6 | 0.74% |
| 6:00 - 6:59 | 34 | 4.01% | 3 | 0.37% |
| 7:00 - 7:59 | 72 | 8.49% | 12 | 1.49% |
| 8:00 - 8:59 | 160 | 18.87% | 15 | 1.80% |
| 9:00 - 9:59 | 136 | 16.04% | 23 | 2.85% |
| 10:00 - 10:59 | 81 | 9.55% | 20 | 2.48% |
| 11:00 - 11:59 | 73 | 8.61% | 27 | 3.35% |
| 12:00 - 12:59 | 55 | 6.49% | 49 | 6.08% |
| 13:00 - 13:59 | 28 | 3.30% | 46 | 5.71% |
| 14:00 - 14:59 | 35 | 4.13% | 70 | 8.68% |
| 15:00 - 15:59 | 18 | 2.12% | 80 | 9.93% |
| 16:00 - 16:59 | 25 | 2.95% | 128 | 15.88% |
| 17:00 - 17:59 | 20 | 2.36% | 126 | 15.63% |
| 18:00 - 18:59 | 28 | 3.30% | 78 | 9.68% |
| 19:00 - 19:59 | 16 | 1.89% | 30 | 3.72% |
| 20:00 - 20:59 | 12 | 1.42% | 21 | 2.61% |
| 21:00 - 21:59 | 12 | 1.42% | 25 | 3.10% |
| 22:00 - 22:59 | 11 | 1.30% | 16 | 1.99% |
| 23:00 - 23:59 | 11 | 1.30% | 18 | 2.23% |
| Totals | 848 | 100.00% | 866 | 100.00% |

Weeklong East Garage Summary

| | CUMULATIVE ACTIVITY | | | | | |
|----------------------|---------------------|----------------|------------|----------------|------------|---------------|
| 0:00 - 0:59 | 2 | 0.71% | 4 | 0.87% | 24 | 2.84% |
| 1:00 - 1:59 | 1 | 0.12% | 1 | 0.12% | 24 | 2.84% |
| 2:00 - 2:59 | 0 | 0.00% | 3 | 0.25% | 21 | 2.54% |
| 3:00 - 3:59 | 0 | 0.00% | 2 | 0.37% | 20 | 2.32% |
| 4:00 - 4:59 | 2 | 0.00% | 0 | 0.00% | 22 | 2.56% |
| 5:00 - 5:59 | 11 | 1.65% | 2 | 0.74% | 31 | 3.65% |
| 6:00 - 6:59 | 36 | 4.01% | 3 | 0.37% | 64 | 7.61% |
| 7:00 - 7:59 | 92 | 8.49% | 10 | 1.49% | 146 | 17.27% |
| 8:00 - 8:59 | 181 | 18.87% | 7 | 1.86% | 319 | 37.84% |
| 9:00 - 9:59 | 170 | 16.04% | 18 | 2.85% | 471 | 55.83% |
| 10:00 - 10:59 | 91 | 9.55% | 24 | 2.48% | 538 | 63.72% |
| 11:00 - 11:59 | 62 | 8.61% | 25 | 3.35% | 574 | 68.03% |
| 12:00 - 12:59 | 44 | 6.49% | 41 | 6.08% | 578 | 68.46% |
| 13:00 - 13:59 | 35 | 3.30% | 52 | 5.71% | 561 | 66.42% |
| 14:00 - 14:59 | 27 | 4.13% | 66 | 8.68% | 522 | 61.90% |
| 15:00 - 15:59 | 19 | 2.12% | 74 | 9.93% | 468 | 55.45% |
| 16:00 - 16:59 | 20 | 2.95% | 119 | 15.88% | 369 | 43.70% |
| 17:00 - 17:59 | 30 | 2.36% | 154 | 15.63% | 245 | 28.98% |
| 18:00 - 18:59 | 36 | 3.30% | 119 | 9.68% | 162 | 19.19% |
| 19:00 - 19:59 | 18 | 1.89% | 62 | 3.72% | 117 | 13.91% |
| 20:00 - 20:59 | 8 | 1.42% | 46 | 2.61% | 80 | 9.43% |
| 21:00 - 21:59 | 6 | 1.42% | 39 | 3.10% | 46 | 5.50% |
| 22:00 - 22:59 | 7 | 1.30% | 13 | 1.99% | 40 | 4.74% |
| 23:00 - 23:59 | 4 | 1.30% | 8 | 2.23% | 36 | 4.29% |
| Totals | 903 | 100.00% | 893 | 100.00% | | |