


2018 Kendall Square Updated Open Space Survey Results

WHO RESPONDED?

Responses	186	Lives in KSQ	37
Online	109	Works in KSQ	141
In Person	77	Visitors	14
Average Age	40	Other	7


WHICH KSQ OPEN SPACES WERE COVERED?



Loughrey Walkway



Danny Lewin Park



Grand Junction Park



Roof Garden



Kendall Plaza

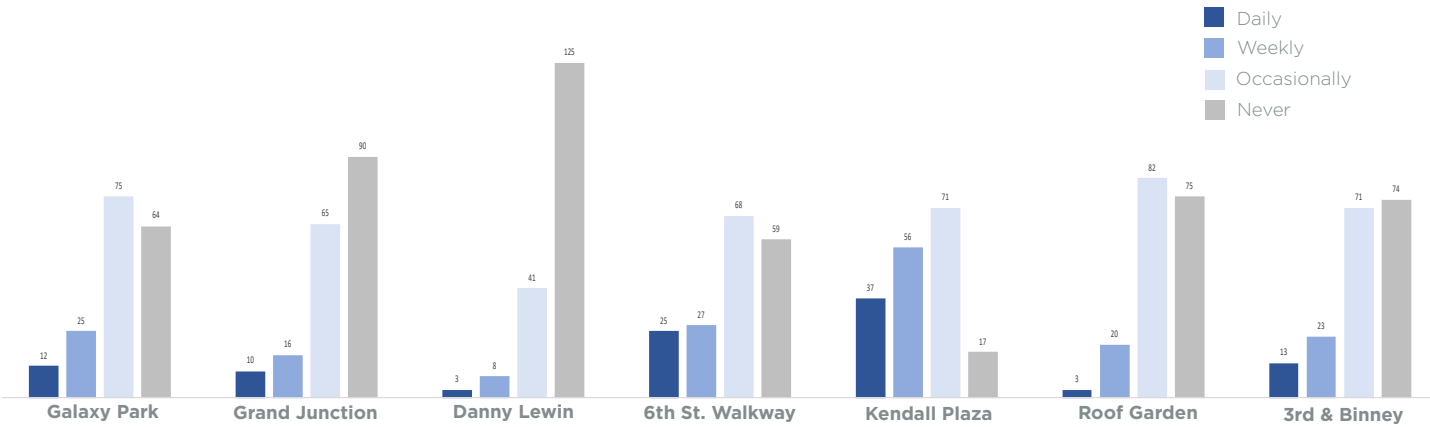


Galaxy Park



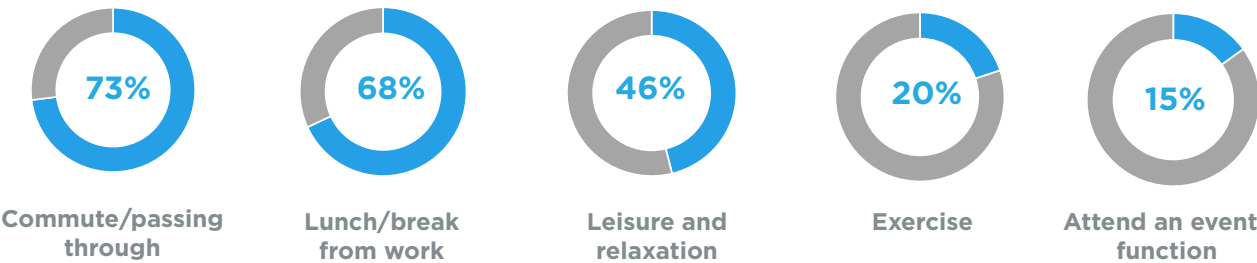
3rd and Binney

HOW OFTEN DO PEOPLE USE KSQ OPEN SPACES?

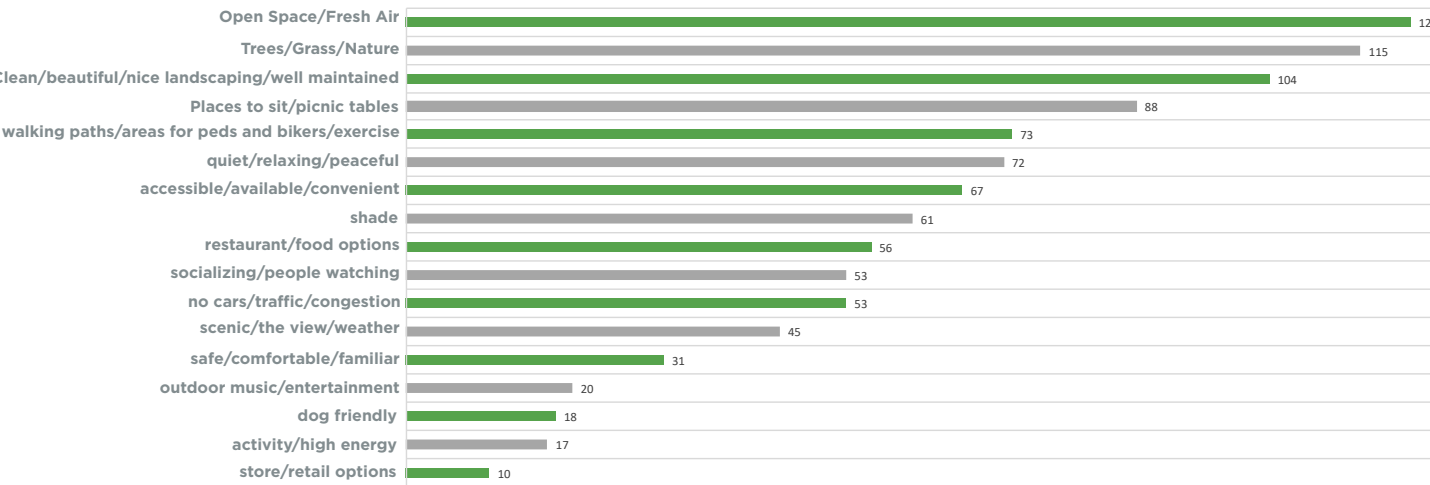


37% of respondents visit at least one of KSQ's open spaces **daily** | 71% of respondents visit at least one of KSQ's open spaces **weekly** | 99% of respondents visit at least one of KSQ's open spaces **occasionally**

WHY DO PEOPLE VISIT KSQ OPEN SPACE?



WHAT MAKES KSQ OPEN SPACE MOST APPEALING?



WHAT DO PEOPLE WANT TO SEE IN THE FUTURE?



More programming



More greenery & open spaces



More seating & shade



More transportation amenities